



US00D913895S

(12) **United States Design Patent** (10) **Patent No.:** **US D913,895 S**
Bjerke (45) **Date of Patent:** **** Mar. 23, 2021**

(54) **VEHICLE RIM**
(71) Applicant: **VOLVO CAR CORPORATION,**
Gothenburg (SE)
(72) Inventor: **Ole-Kristian Bjerke,** Gothenburg (SE)
(73) Assignee: **VOLVO CAR CORPORATION,**
Gothenburg (SE)
(**) Term: **15 Years**
(21) Appl. No.: **29/727,673**
(22) Filed: **Mar. 12, 2020**
(30) **Foreign Application Priority Data**

Sep. 12, 2019 (EM) 006859922-0002

(51) **LOC (13) Cl.** **12-16**

(52) **U.S. Cl.**
USPC **D12/209**

(58) **Field of Classification Search**
USPC D12/204–213; D21/563
CPC B60B 7/00; B60B 7/02; B60B 7/04; B60B
7/01; B60B 7/06; B60B 3/02; B60B 3/04;
B60B 3/06; B60B 3/10; B60B 1/00;
B60B 1/08; B60B 1/10; B60B 1/12
See application file for complete search history.

(56) **References Cited**

U.S. PATENT DOCUMENTS

D685,710 S * 7/2013 Hanaoka D12/209
D695,184 S * 12/2013 Pollmann D12/209
D723,989 S * 3/2015 Morikawa D12/209
D752,499 S * 3/2016 Sze D12/211
D770,352 S * 11/2016 Sze D12/209
D788,674 S * 6/2017 Mielke D12/209
D790,426 S * 6/2017 Valencia Pollex D12/209
D804,391 S * 12/2017 Ishii D12/209

D827,545 S * 9/2018 Kawaguchi D12/209
D835,561 S * 12/2018 Hayashi D12/209
D838,651 S * 1/2019 Kato D12/209
D838,652 S * 1/2019 Kato D12/209
D848,336 S * 5/2019 Holly D12/209
D860,104 S * 9/2019 Kikuchi D12/211
D862,352 S * 10/2019 Bjerke D12/209
D864,832 S * 10/2019 Schell D12/209
D867,957 S * 11/2019 Kato D12/209
D871,299 S * 12/2019 Bjerke D12/209
D877,024 S * 3/2020 Valencia Pollex D12/209
D880,395 S * 4/2020 Valencia Pollex D12/209
D884,575 S * 5/2020 Rosello Visa D12/209
D889,350 S * 7/2020 Wang D12/209
D893,382 S * 8/2020 Tanaka D12/209
D893,383 S * 8/2020 Tanaka D12/209
D893,385 S * 8/2020 Tanaka D12/209
D896,726 S * 9/2020 Rosello Visa D12/209
D903,570 S * 12/2020 Myrberg D12/209
D904,269 S * 12/2020 Bjerke D12/209
D904,270 S * 12/2020 Bjerke D12/209

* cited by examiner

Primary Examiner — Stacia A Cadmus

(74) *Attorney, Agent, or Firm* — Berenato & White, LLC

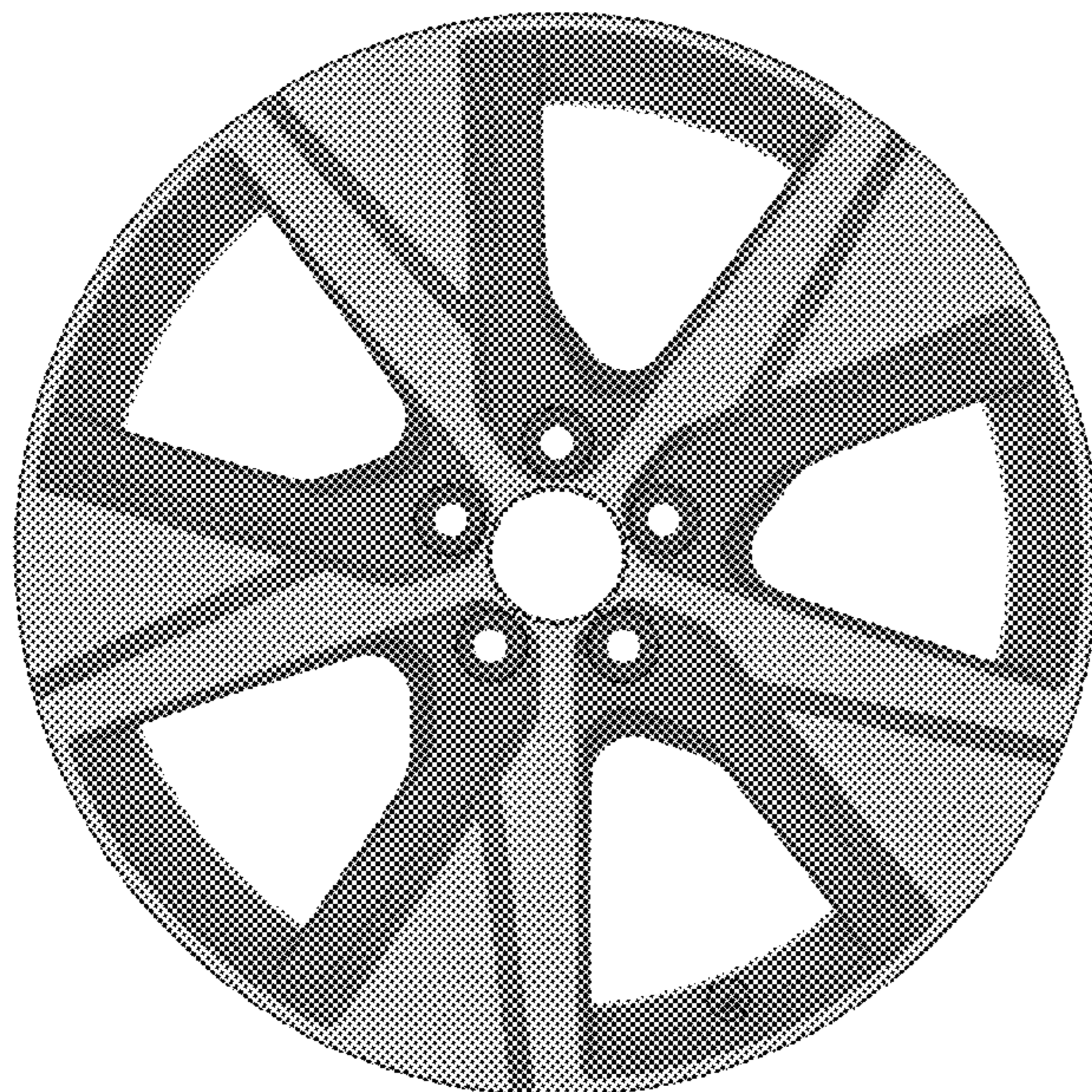
(57) **CLAIM**

The ornamental design for a vehicle rim, as shown.

DESCRIPTION

FIG. 1 is a front view of a vehicle rim showing my new design;
FIG. 2 is a right perspective view thereof;
FIG. 3 is a left perspective view thereof;
FIG. 4 is a right side view thereof;
FIG. 5 is a left side view thereof;
FIG. 6 is a top view thereof; and,
FIG. 7 is a bottom view thereof.
Portions of the design shown within a dotted perimeter in the Figures form no part of the claimed design.

1 Claim, 7 Drawing Sheets



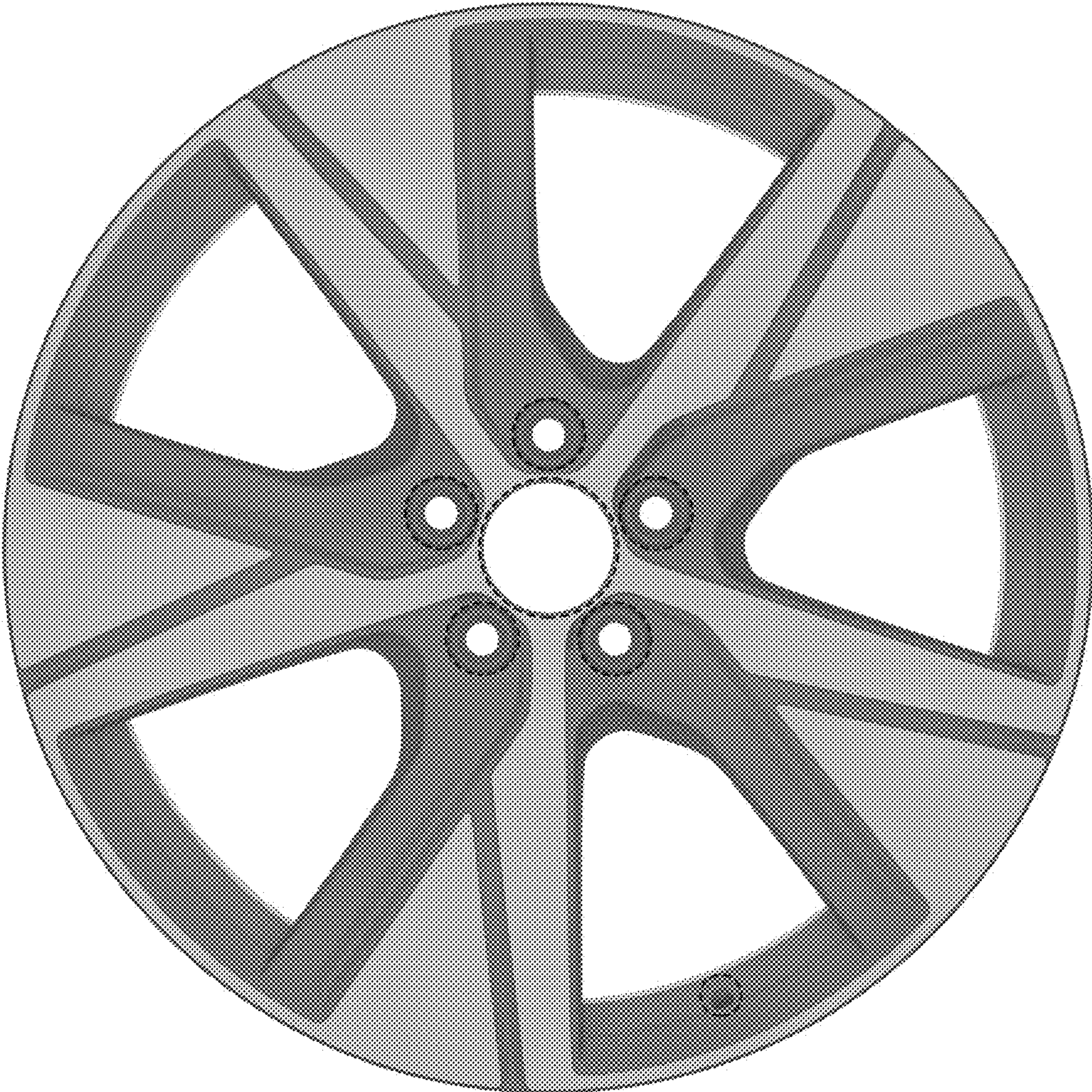


FIG. 1



FIG. 2



FIG. 3




FIG. 4




FIG. 5




FIG. 6




FIG. 7