



US00D913882S

(12) **United States Design Patent**
Beckman et al.

(10) **Patent No.:** **US D913,882 S**
(45) **Date of Patent:** **** Mar. 23, 2021**

(54) **AEROSPACE BAS RELIEF DOME LINER**

(71) Applicant: **The Boeing Company**, Chicago, IL (US)

(72) Inventors: **John Christiaan Beckman**, Everett, WA (US); **Nikolas R. Campanello**, Monroe, WA (US)

(73) Assignee: **THE BOEING COMPANY**, Chicago, IL (US)

(**) Term: **15 Years**

(21) Appl. No.: **29/690,942**

(22) Filed: **May 13, 2019**

(51) **LOC (13) Cl.** **12-16**

(52) **U.S. Cl.**
USPC **D12/192**

(58) **Field of Classification Search**
USPC D12/190-192, 400, 90-93, 86, 88, D12/171-173, 163, 164, 166, 167, 169, D12/196, 199, 110, 114, 181, 216; D23/208, 354-371, 385, 386, 388-393, D23/335, 342, 351; D14/209.1, 212, 213, D14/230; 114/211, 363; 454/78, 283; D26/118, 152; 55/332, 337, 486; 126/299 D, 299 E
CPC B60R 13/043; B60R 2013/0293; B60R 13/02; B60R 13/04; B60R 19/52; B60J 10/02; B60K 11/08; B62B 9/16; B62D 25/08

See application file for complete search history.

(56) **References Cited**

U.S. PATENT DOCUMENTS

D243,017 S * 1/1977 Fossella D23/369
4,660,763 A * 4/1987 Gutkowski A61L 9/12
239/121
D332,138 S * 12/1992 Lonker D23/366

D361,378 S * 8/1995 Mitchell D23/388
D462,757 S * 9/2002 Pettit D23/388
D555,478 S * 11/2007 Miller D9/451
D556,885 S * 12/2007 Suri D23/388
D596,698 S * 7/2009 Urriola D23/206
D599,465 S * 9/2009 Mitchell D23/388
D647,190 S * 10/2011 Walter D23/366
D673,245 S * 12/2012 Cooney D23/260

(Continued)

OTHER PUBLICATIONS

Qbert Levels 1-3, YouTube.com, VelvetRolo, Sep. 23, 2007, [online], [site visited Jul. 17, 2020]. <URL: <https://www.youtube.com/watch?v=karPYs22ACc>> (Year: 2007).*

(Continued)

Primary Examiner — T Chase Nelson

Assistant Examiner — Jonathan J. Han

(74) *Attorney, Agent, or Firm* — Parsons Behle & Latimer

(57) **CLAIM**

The ornamental design for an aerospace bas relief dome liner, as shown and described.

DESCRIPTION

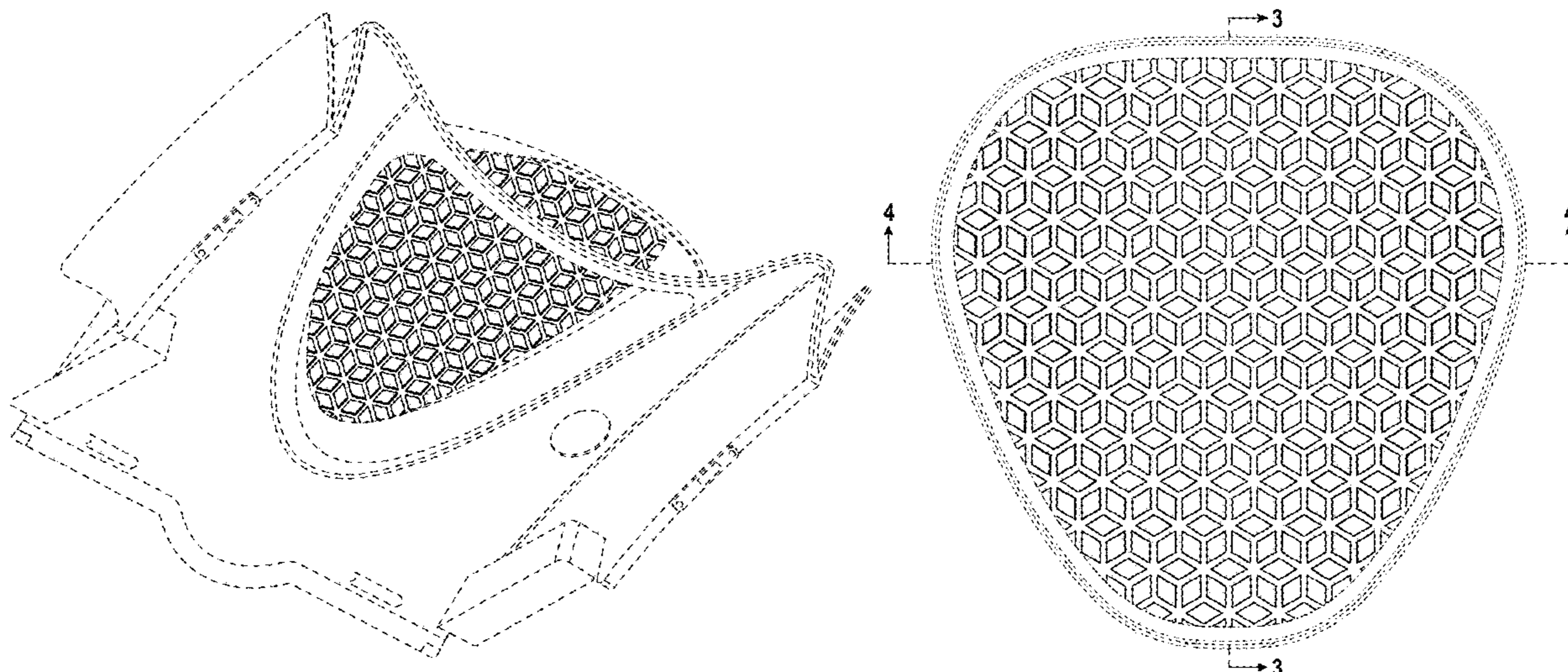
FIG. 1 is a perspective view of an aerospace bas relief dome liner showing the new design in the context of a ceiling dome of an aircraft;

FIG. 2 is a front view of the aerospace bas relief dome liner; FIG. 3 is a right side cross-section view taken along line 3-3 of FIG. 2; and,

FIG. 4 is a bottom cross-section view taken along line 4-4 of FIG. 2.

Repetitive left, top, and rear views have been omitted from the figures. The dash-dotted lines in the figures define the bounds of the claimed design and form no part of the claimed design. Similarly, the dashed lines represent contextual structures and form no part of the claimed design.

1 Claim, 3 Drawing Sheets



(56)

References Cited

U.S. PATENT DOCUMENTS

D675,307 S * 1/2013 Freeborn D23/366
 D696,390 S * 12/2013 Gordon D23/366
 D707,805 S * 6/2014 Brewer D23/366
 D738,484 S * 9/2015 Carroll D23/388
 D779,051 S * 2/2017 Carroll D23/388
 D805,005 S * 12/2017 Tomita D12/163
 D807,242 S * 1/2018 Piscitelli D12/163
 D807,264 S * 1/2018 Henstridge D12/190
 D808,316 S * 1/2018 Piscitelli D12/190
 D817,469 S * 5/2018 Lane D23/366
 D818,893 S * 5/2018 Kim D12/163
 D818,894 S * 5/2018 Waterhouse D12/163
 D826,798 S * 8/2018 Behmer D12/163
 D848,599 S * 5/2019 Schramski D23/388
 D849,923 S * 5/2019 Gobber D23/368
 D853,551 S * 7/2019 Kingsbury D23/388
 D865,151 S * 10/2019 Brandenburg D23/366

D867,250 S * 11/2019 Goodrich D12/190
 D873,403 S * 1/2020 Brandenburg D23/366
 D877,876 S * 3/2020 Clear D23/365
 D878,535 S * 3/2020 Brandenburg D23/366
 D884,142 S * 5/2020 Nanda D23/366
 D888,925 S * 6/2020 Brandenburg D23/366
 D890,328 S * 7/2020 Gebert D23/412
 2017/0340765 A1 * 11/2017 Adair B01F 3/04085

OTHER PUBLICATIONS

3" Diamond Pattern 1B, PrattAndLarson.com, [online], [site visited Jul. 17, 2020]. <URL: <https://prattandlarson.com/product/mo-3d1b/>> (Year: 2020).
 Seamless Op Art Geometric Pattern, CanStockPhoto.com, [online], [site visited Jul. 17, 2020]. <URL: <https://www.canstockphoto.com/seamless-op-art-geometric-pattern-59105614.html>> (Year: 2020).*

* cited by examiner

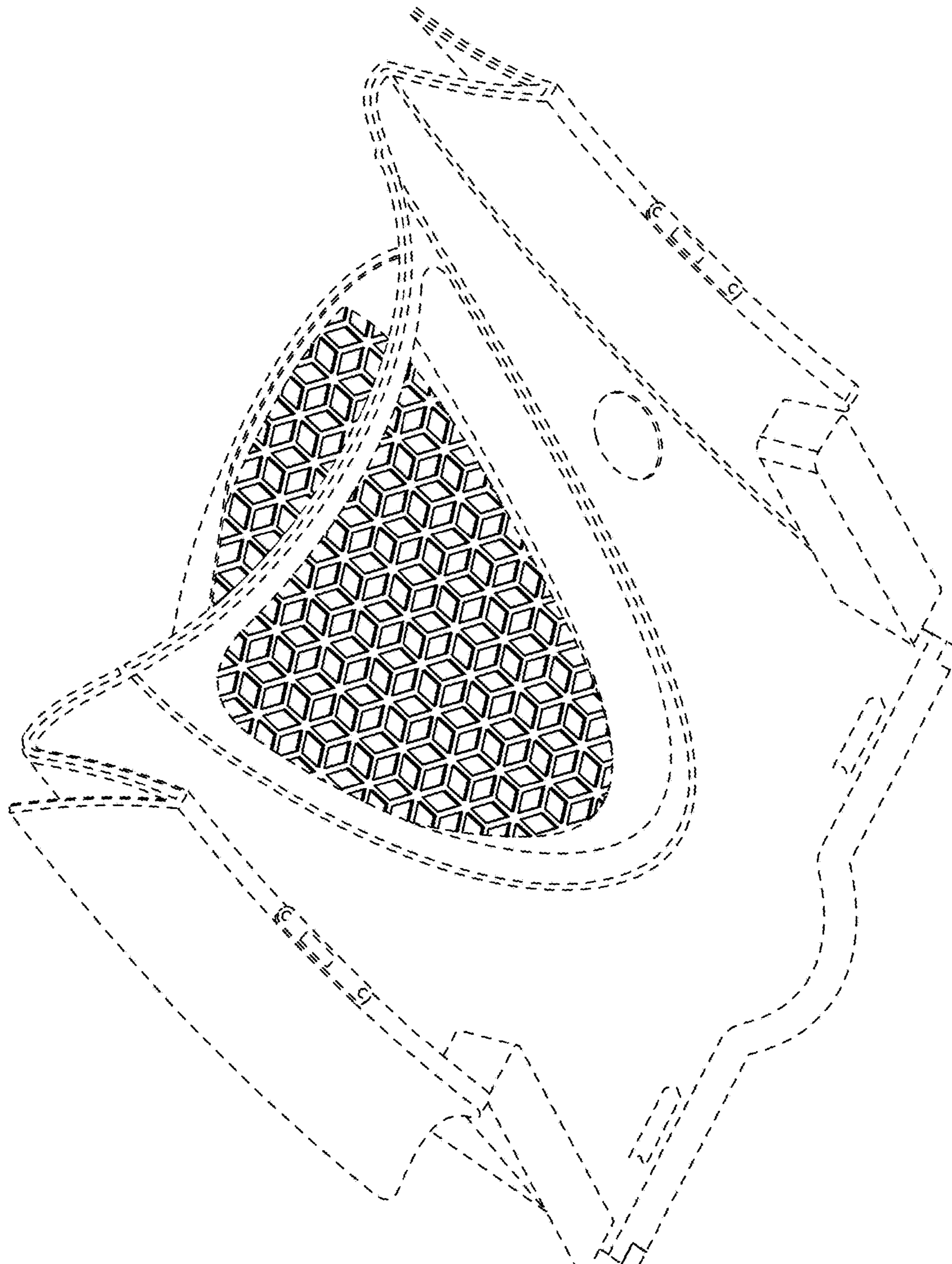


FIG. 1

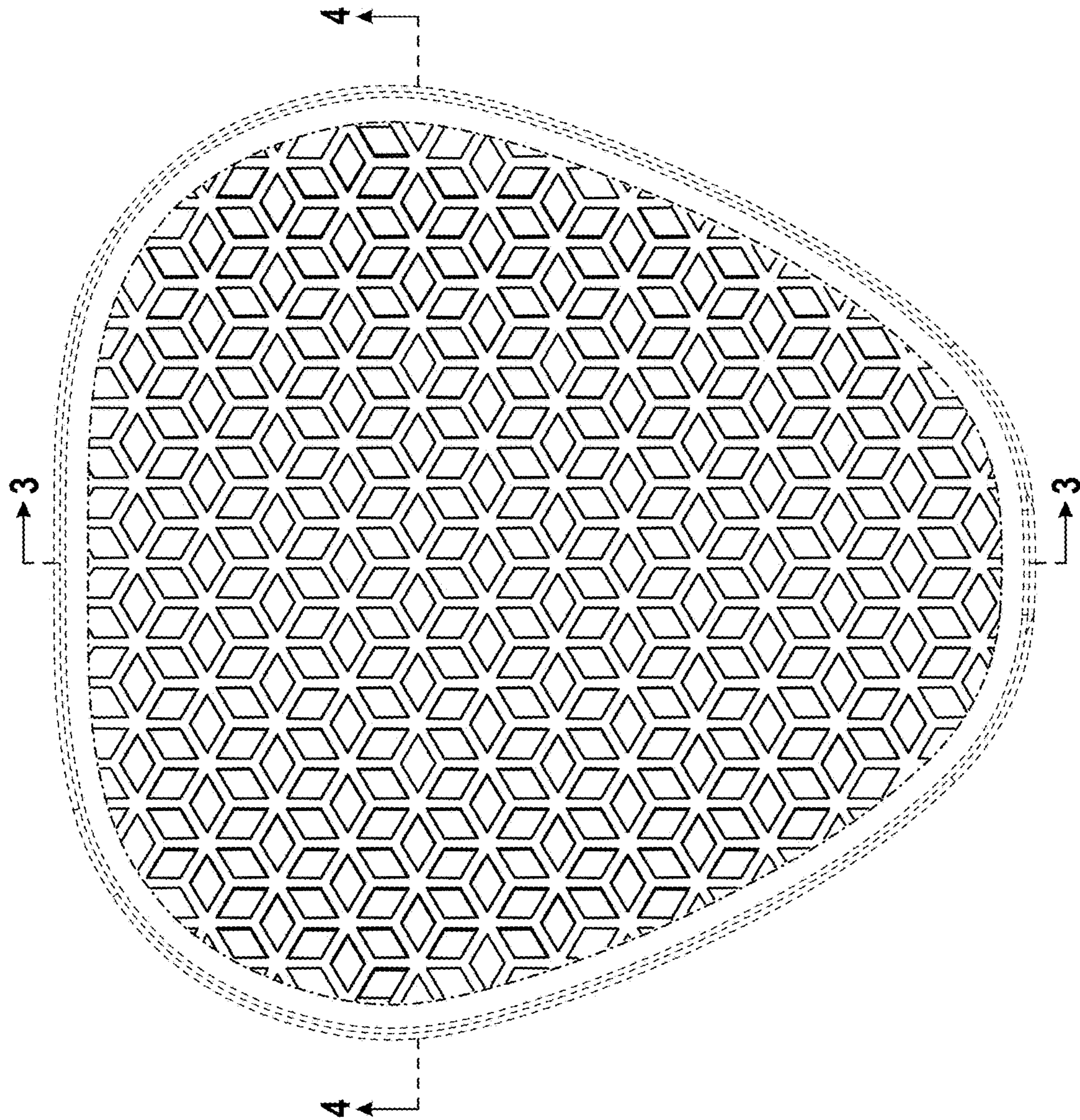


FIG. 2

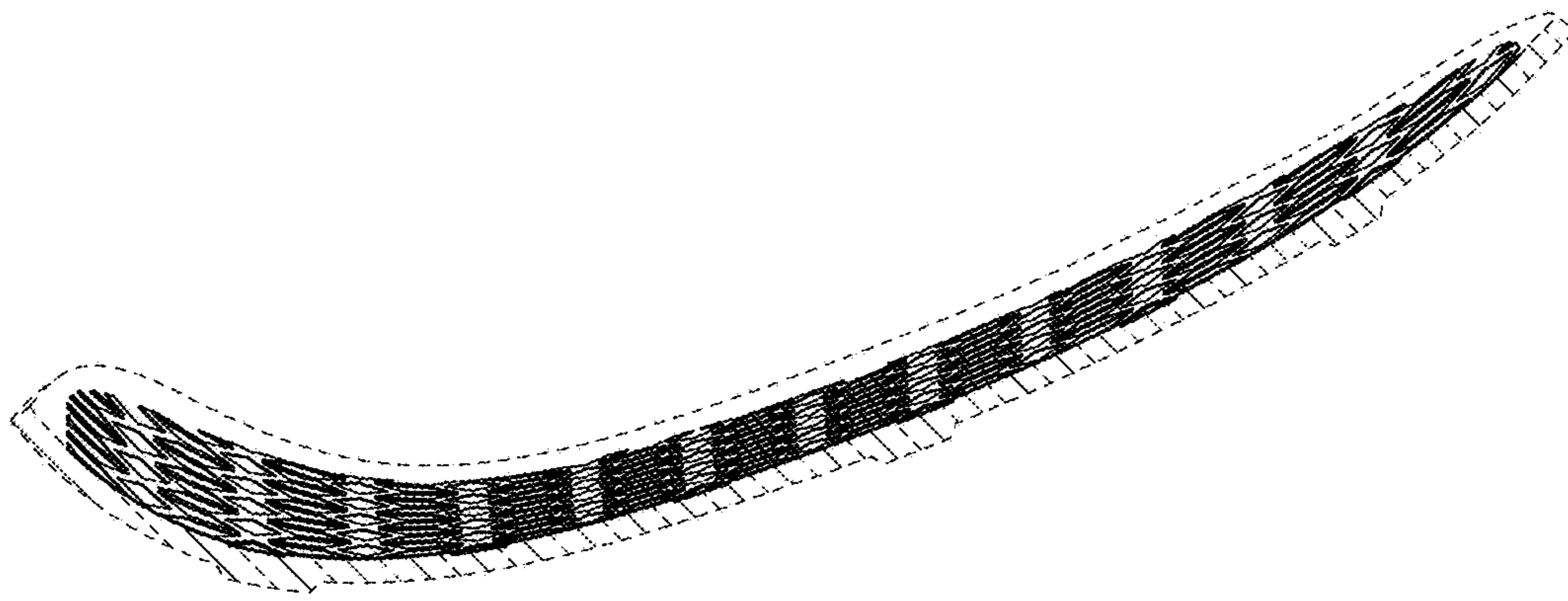


FIG. 3

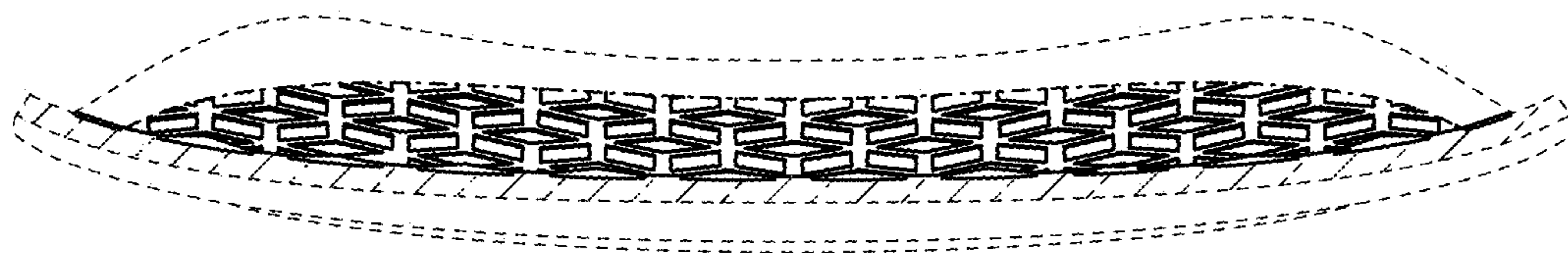


FIG. 4