



US00D913870S

(12) **United States Design Patent** (10) **Patent No.:** **US D913,870 S**
Smith (45) **Date of Patent:** **** Mar. 23, 2021**

- (54) **FRONT PORTION OF A VEHICLE**
- (71) Applicant: **Jaguar Land Rover Limited**, Coventry (GB)
- (72) Inventor: **Luke Smith**, Coventry (GB)
- (73) Assignee: **JAGUAR LAND ROVER LIMITED**, Coventry (GB)
- (**) Term: **15 Years**
- (21) Appl. No.: **29/712,680**
- (22) Filed: **Nov. 11, 2019**

- D705,129 S * 5/2014 Badstuebner D12/91
- D706,174 S * 6/2014 Garand D12/92
- D711,287 S * 8/2014 Butterworth D12/92
- D711,288 S * 8/2014 Butterworth D12/92
- D718,662 S * 12/2014 Ishizuka D12/92
- D719,878 S * 12/2014 Webber D12/92
- D726,074 S * 4/2015 Beaven D12/92
- D740,177 S * 10/2015 Callum D12/92
- D748,535 S * 2/2016 Hatton D12/92
- D758,921 S * 6/2016 Hatton D12/92
- D793,908 S * 8/2017 Hatton D12/92
- D800,021 S * 10/2017 Hagino D12/92
- D801,872 S * 11/2017 Buck D12/92
- D811,943 S * 3/2018 Peat D12/92
- D813,100 S * 3/2018 Hatton D12/92
- D823,168 S * 7/2018 Bischoff D12/92

(Continued)

Related U.S. Application Data

- (62) Division of application No. 29/679,827, filed on Feb. 11, 2019, now Pat. No. Des. 871,278, which is a division of application No. 29/626,861, filed on Nov. 21, 2017, now Pat. No. Des. 841,520.

Foreign Application Priority Data

- May 24, 2017 (EM) 004016848
- (51) **LOC (13) Cl.** **12-16**
- (52) **U.S. Cl.**
USPC **D12/164**
- (58) **Field of Classification Search**
USPC D12/86, 90-92, 88, 164; D21/424, 433, D21/434, 533; 296/181.1-181.5, 183.1
CPC B62D 25/00; B62D 25/06; B62D 33/00; B62D 35/00
See application file for complete search history.

References Cited

U.S. PATENT DOCUMENTS

- D686,535 S * 7/2013 Van Braeckel D12/92
- D700,544 S * 3/2014 Ramaciotti D12/92
- D704,101 S * 5/2014 Beaven D12/92

Primary Examiner — Melody N Brown

(74) *Attorney, Agent, or Firm* — Reising Ethington P.C.

(57) **CLAIM**

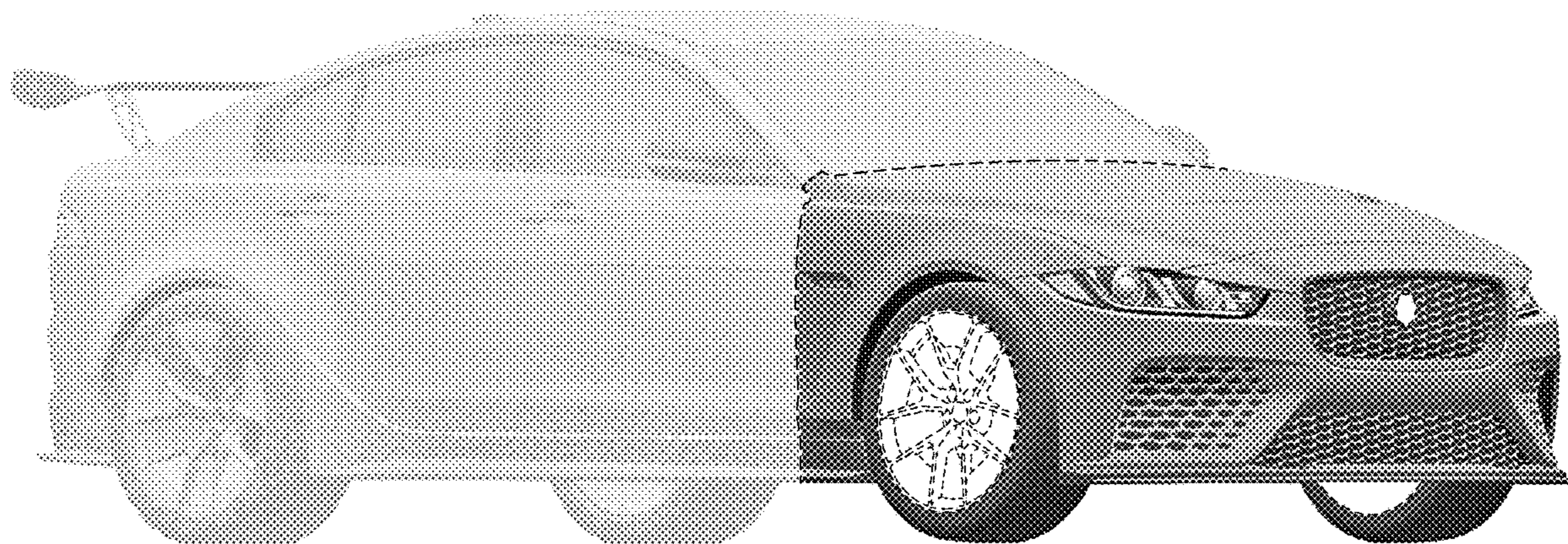
The ornamental design for a front portion of a vehicle, as shown and described.

DESCRIPTION

FIG. 1 is a right, front perspective view of a front portion of a vehicle showing my new design;
 FIG. 2 is a left, front perspective view thereof;
 FIG. 3 is a left, rear perspective view thereof;
 FIG. 4 is a right, rear perspective view thereof;
 FIG. 5 is a front view thereof;
 FIG. 6 is a left side view thereof;
 FIG. 7 is a right side view thereof; and,
 FIG. 8 is a top view thereof.

The portions of the vehicle shown throughout the drawing views in a de-emphasized and half-tone form outside the broken lines and the broken lines representing the boundary and configuration of what is claimed as the design are all for environmental and illustrative purposes and form no part of the claimed design.

1 Claim, 8 Drawing Sheets



(56)

References Cited

U.S. PATENT DOCUMENTS

D835,006 S * 12/2018 Peat D12/92
D838,216 S * 1/2019 Peat D12/164
D841,520 S * 2/2019 Smith D12/92
D871,278 S * 12/2019 Smith D12/164

* cited by examiner




FIG. 1

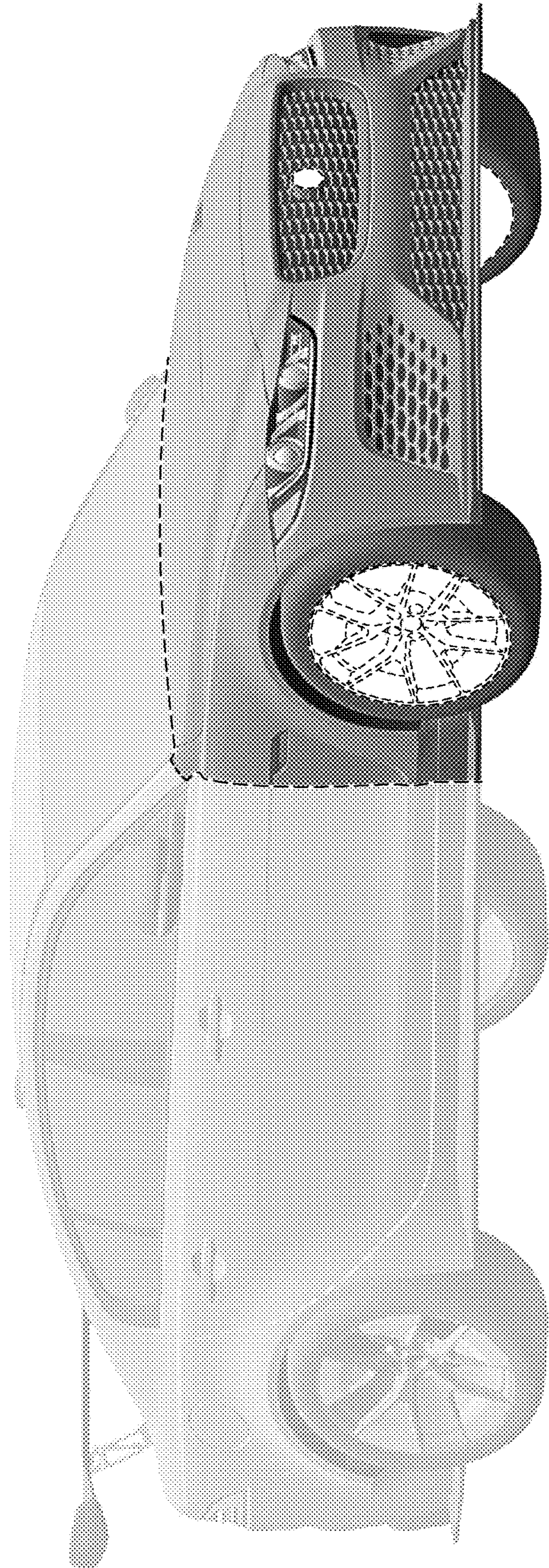


FIG. 2




FIG. 3




FIG. 4



FIG. 5




FIG. 6

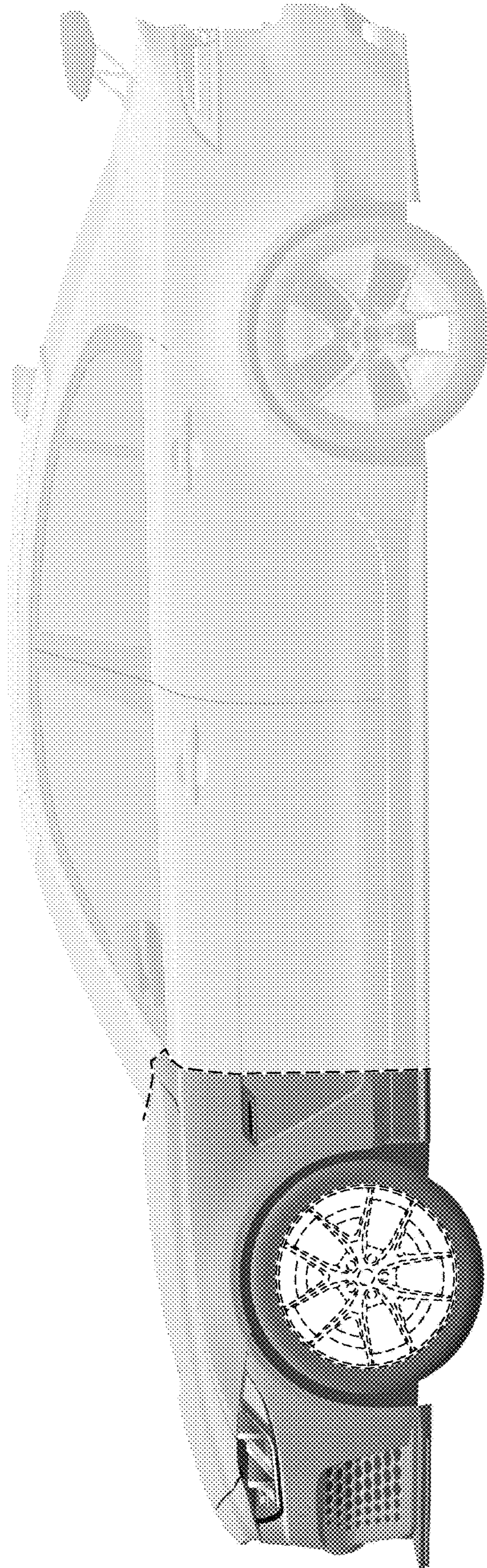


FIG. 7



FIG. 8