

US00D913864S

(12) **United States Design Patent** (10) **Patent No.:** **US D913,864 S**
Tanaka et al. (45) **Date of Patent:** **** Mar. 23, 2021**

(54) **FRONT GRILL FOR AN AUTOMOBILE**

(71) Applicant: **Subaru Corporation**, Tokyo (JP)

(72) Inventors: **Shigeru Tanaka**, Tokyo (JP); **Kohei Kobayashi**, Tokyo (JP)

(73) Assignee: **Subaru Corporation**, Tokyo (JP)

(**) Term: **15 Years**

(21) Appl. No.: **29/696,035**

(22) Filed: **Jun. 25, 2019**

(30) **Foreign Application Priority Data**

Dec. 25, 2018 (JP) 2018-028286

(51) **LOC (13) Cl.** **12-16**

(52) **U.S. Cl.**
USPC **D12/163**

(58) **Field of Classification Search**
USPC D12/163, 196, 86, 90-92, 169, 190, 98,
D12/164; 293/102, 113, 115, 117, 120,
293/193.11; 296/180.1, 180.2; 180/68.1,
180/68.6

CPC B60R 19/52; B60K 11/08; B62D 25/08;
B62B 9/16

See application file for complete search history.

(56) **References Cited**

U.S. PATENT DOCUMENTS

D430,521 S * 9/2000 Kitamura D12/163
D448,329 S * 9/2001 Maeda D12/163
D461,751 S * 8/2002 Suzuki D12/163
D464,296 S * 10/2002 Nemoto D12/163

D483,705 S * 12/2003 Satou D12/163
D505,099 S * 5/2005 Suzuki D12/163
D509,170 S * 9/2005 Saito D12/163
D511,721 S * 11/2005 Neuchi D12/163
D518,422 S * 4/2006 Nakamura D12/163
D519,890 S * 5/2006 Sakae D12/163
D525,570 S * 7/2006 Sugiura D12/163
D534,104 S * 12/2006 Miyata D12/163
D535,224 S * 1/2007 Kubota D12/163
D535,590 S * 1/2007 Hogios D12/163
D538,716 S * 3/2007 Hogios D12/163
D562,192 S * 2/2008 Kushima D12/163
D723,433 S * 3/2015 George D12/163
D725,004 S * 3/2015 Kobayashi D12/163
D809,438 S * 2/2018 Takamatsu D12/163
D853,286 S * 7/2019 Imai D12/163
D885,999 S * 6/2020 Hamilton D12/163

* cited by examiner

Primary Examiner — Melody N Brown

(74) *Attorney, Agent, or Firm* — Schiff Hardin LLP

(57) **CLAIM**

We claim the ornamental design for a front grill for an automobile, as shown and described.

DESCRIPTION

FIG. 1 is a front perspective view for a “front grill for an automobile” showing our new design, FIG. 2 is a rear perspective view thereof, FIG. 3 is a front view thereof, FIG. 4 is a rear view thereof, FIG. 5 is a top view thereof, FIG. 6 is a bottom view thereof, FIG. 7 is a left-side view thereof; and, FIG. 8 is a right-side view thereof.

1 Claim, 3 Drawing Sheets

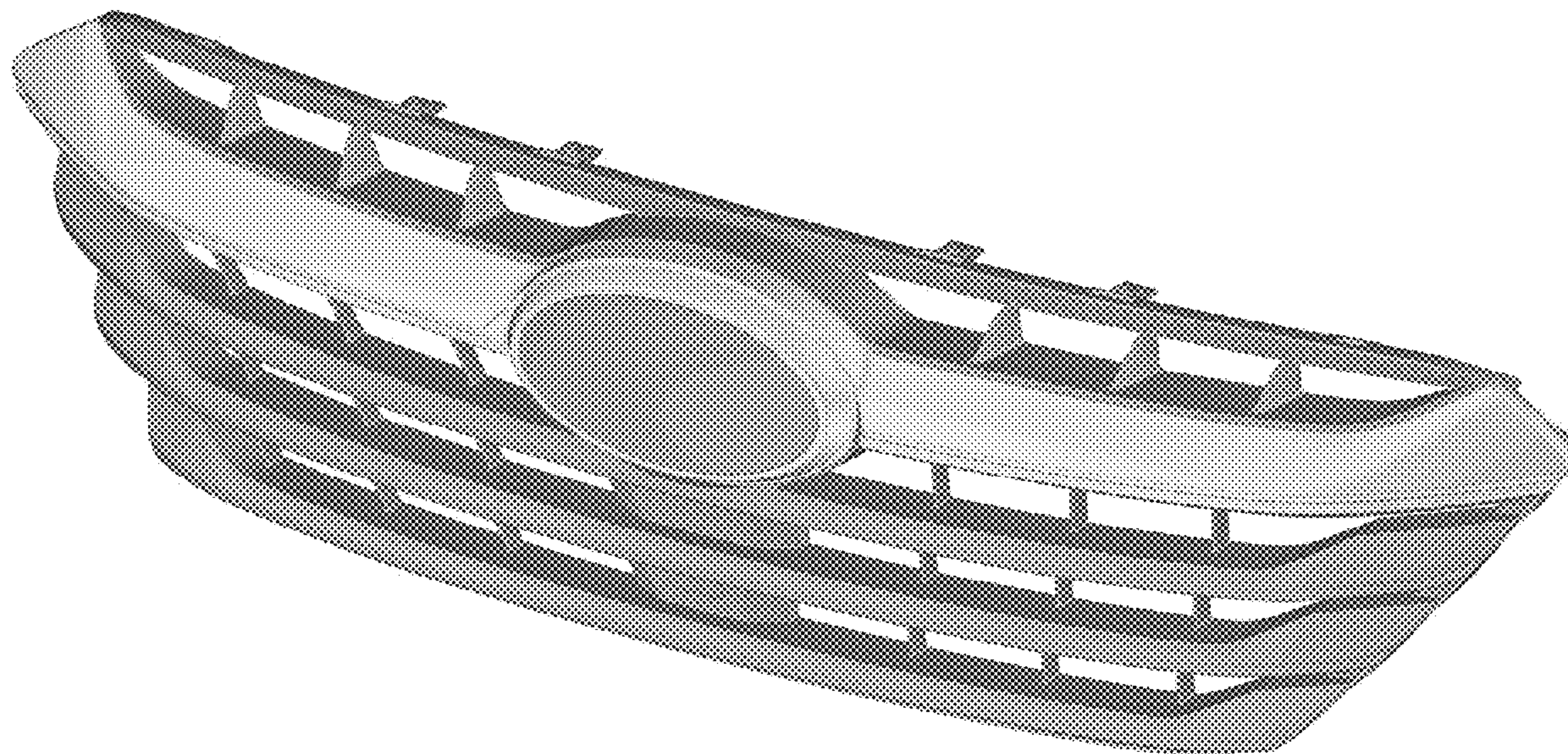


Fig. 1

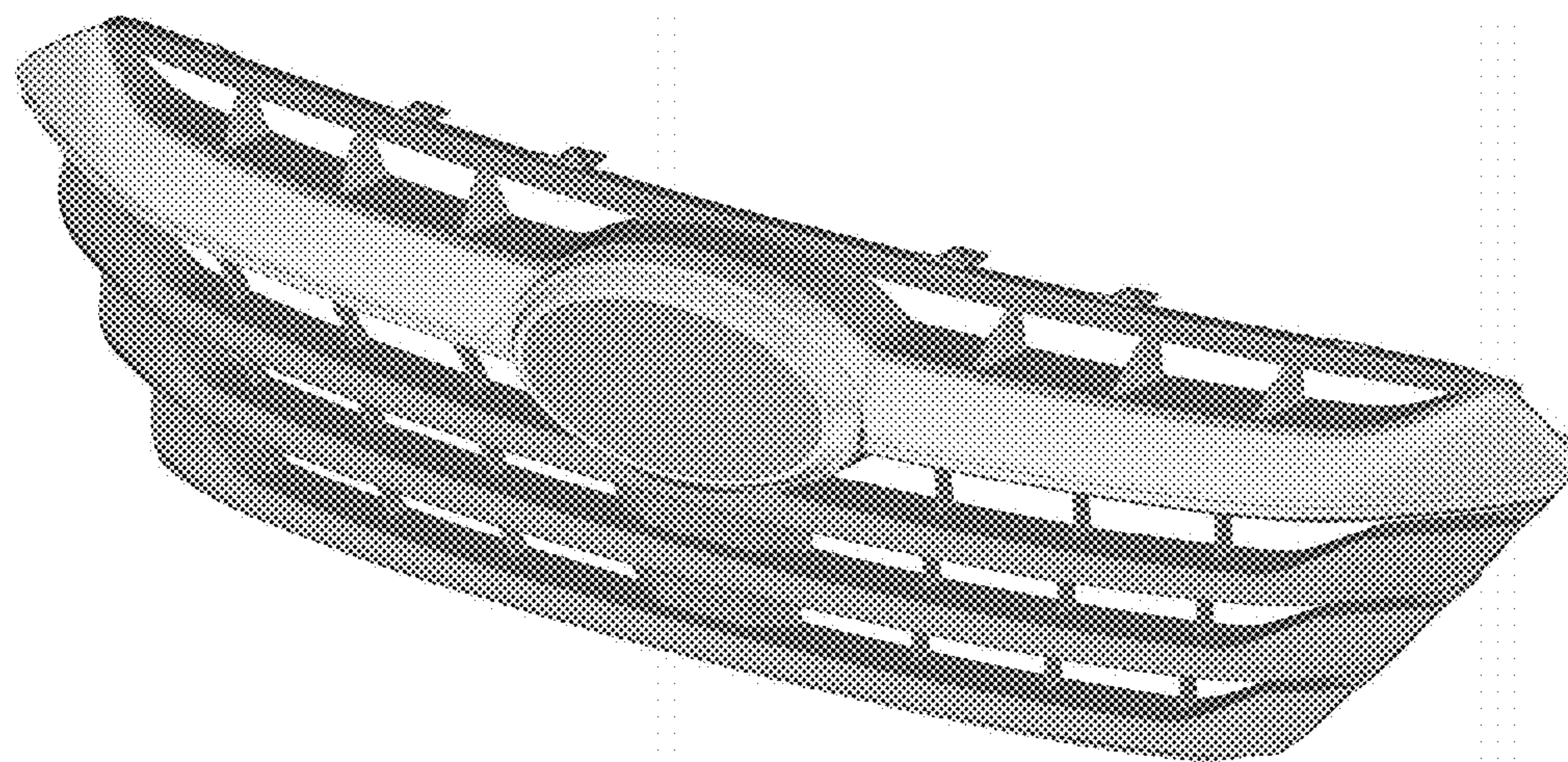


Fig. 2

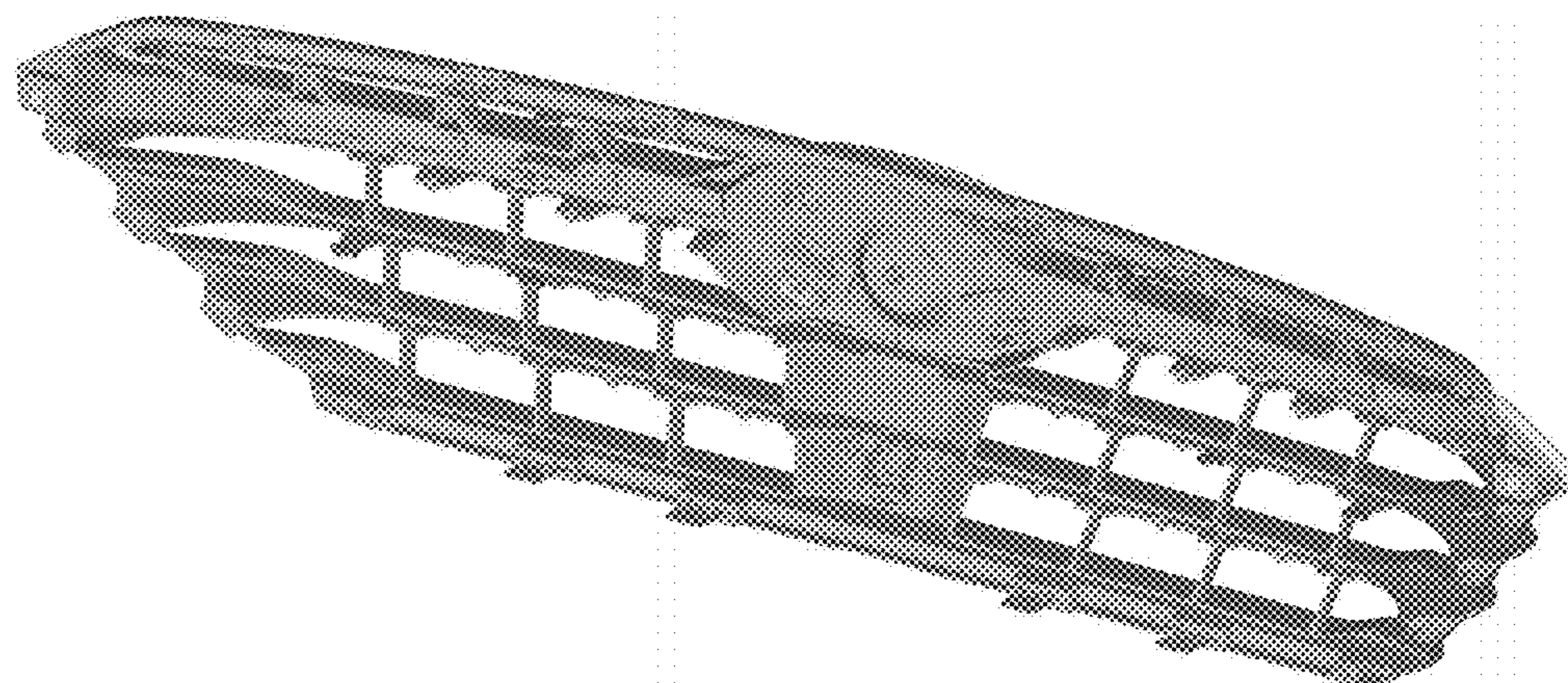


Fig. 3




Fig. 4




Fig. 5

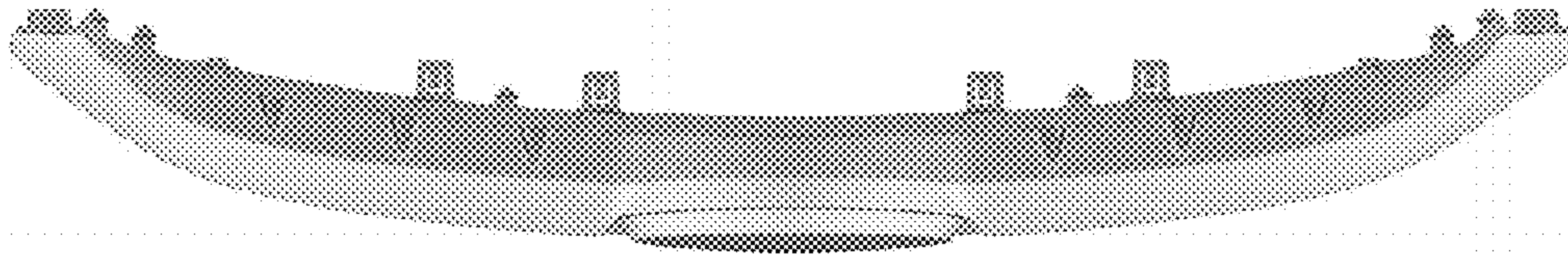


Fig. 6

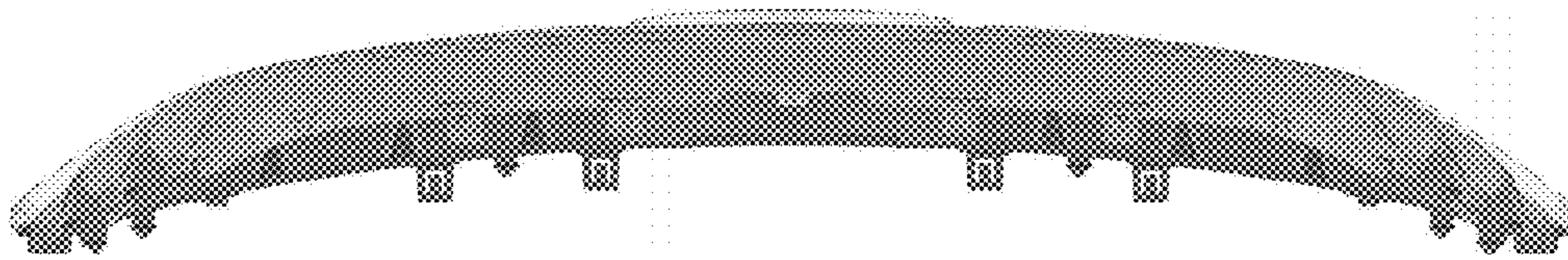


Fig. 7




Fig. 8

