



US00D913854S

(12) **United States Design Patent**  
**Lenglin**

(10) **Patent No.:** **US D913,854 S**  
(45) **Date of Patent:** **\*\* Mar. 23, 2021**

(54) **MOTOR VEHICLE, TOY AND/OR REPLICA**

(71) Applicant: **Dr. Ing. h.c. F. Porsche**  
**Aktiengesellschaft, Stuttgart (DE)**

(72) Inventor: **Stephane Lenglin, Pforzheim (DE)**

(73) Assignee: **Dr. Ing. h.c. F. Porsche**  
**Aktiengesellschaft**

(\*\*) Term: **15 Years**

(21) Appl. No.: **29/705,127**

(22) Filed: **Sep. 10, 2019**

(30) **Foreign Application Priority Data**

Mar. 15, 2019 (DE) ..... 402019100314.2

(51) **LOC (13) Cl.** ..... **12-08**

(52) **U.S. Cl.**  
USPC ..... **D12/92**

(58) **Field of Classification Search**  
USPC ..... D12/86, 90-92, 88; D21/424, 433, 434,  
D21/533; 296/181.1-181.5, 183.1  
CPC ..... B62D 25/00; B62D 25/06; B62D 33/00;  
B62D 35/00  
See application file for complete search history.

(56) **References Cited**

**U.S. PATENT DOCUMENTS**

D731,929 S 6/2015 Schramm  
D733,614 S 7/2015 Scheinhütte  
D753,023 S 4/2016 Villevoeye et al.  
D774,421 S 12/2016 Larson  
D797,697 S 9/2017 Preuninger et al.  
D805,436 S 12/2017 Yamashita et al.  
D808,862 S 1/2018 Ujhasi  
D823,727 S 7/2018 Hauser  
D824,288 S 7/2018 Hauser

D826,784 S 8/2018 Hauser  
D833,331 S 11/2018 Yamashita  
D835,730 S 12/2018 Chung et al.  
D839,786 S 2/2019 Baum et al.  
D842,759 S 3/2019 Baum et al.  
D897,902 S \* 10/2020 Scholz ..... D12/92  
D897,903 S \* 10/2020 Scholz ..... D12/92  
D897,904 S \* 10/2020 Stopka ..... D12/92

**OTHER PUBLICATIONS**

Design U.S. Appl. No. 29/615,227, by Baum et al., filed Aug. 28, 2017.  
Design U.S. Appl. No. 29/615,614, by Baum et al., filed Mar. 12, 2019.  
Design U.S. Appl. No. 29/646,150, by Yamashita, filed May 2, 2018.

(Continued)

*Primary Examiner* — Melody N Brown  
(74) *Attorney, Agent, or Firm* — RatnerPrestia


(57) **CLAIM**

The ornamental design for a motor vehicle, toy and/or replica, as shown and described.

**DESCRIPTION**

FIG. 1 is a front perspective view of a motor vehicle, toy and/or replica;  
FIG. 2 is a rear perspective view thereof;  
FIG. 3 is a front elevation view thereof;  
FIG. 4 is a rear elevation view thereof;  
FIG. 5 is an elevation view thereof taken from the left side, the right side being a substantial mirror image thereof; and,  
FIG. 6 is a top plan view thereof.  
The broken line showing of the motor vehicle, toy and/or replica is for the purpose of illustrating portions of the motor vehicle, toy and/or replica and forms no part of the claimed design.

**1 Claim, 6 Drawing Sheets**



(56)

**References Cited**

OTHER PUBLICATIONS

Design U.S. Appl. No. 29/661,433, by Larson, filed Aug. 28, 2018.  
Design U.S. Appl. No. 29/666,247, by Stopka, filed Oct. 11, 2018.  
Design U.S. Appl. No. 29/666,391, by Baum, filed Oct. 12, 2018.  
Design U.S. Appl. No. 29/666,394, by Baum, filed Oct. 12, 2018.  
Design U.S. Appl. No. 29/671,694, by Larson, filed Nov. 29, 2018.  
Design U.S. Appl. No. 29/684,164, by Larson, filed Mar. 19, 2019.  
Design U.S. Appl. No. 29/700,817, by Larson, filed Aug. 6, 2019.  
Design U.S. Appl. No. 29/700,818, by Larson, filed Aug. 6, 2019.  
Design U.S. Appl. No. 29/701,071, by Stopka, filed Aug. 8, 2019.

\* cited by examiner

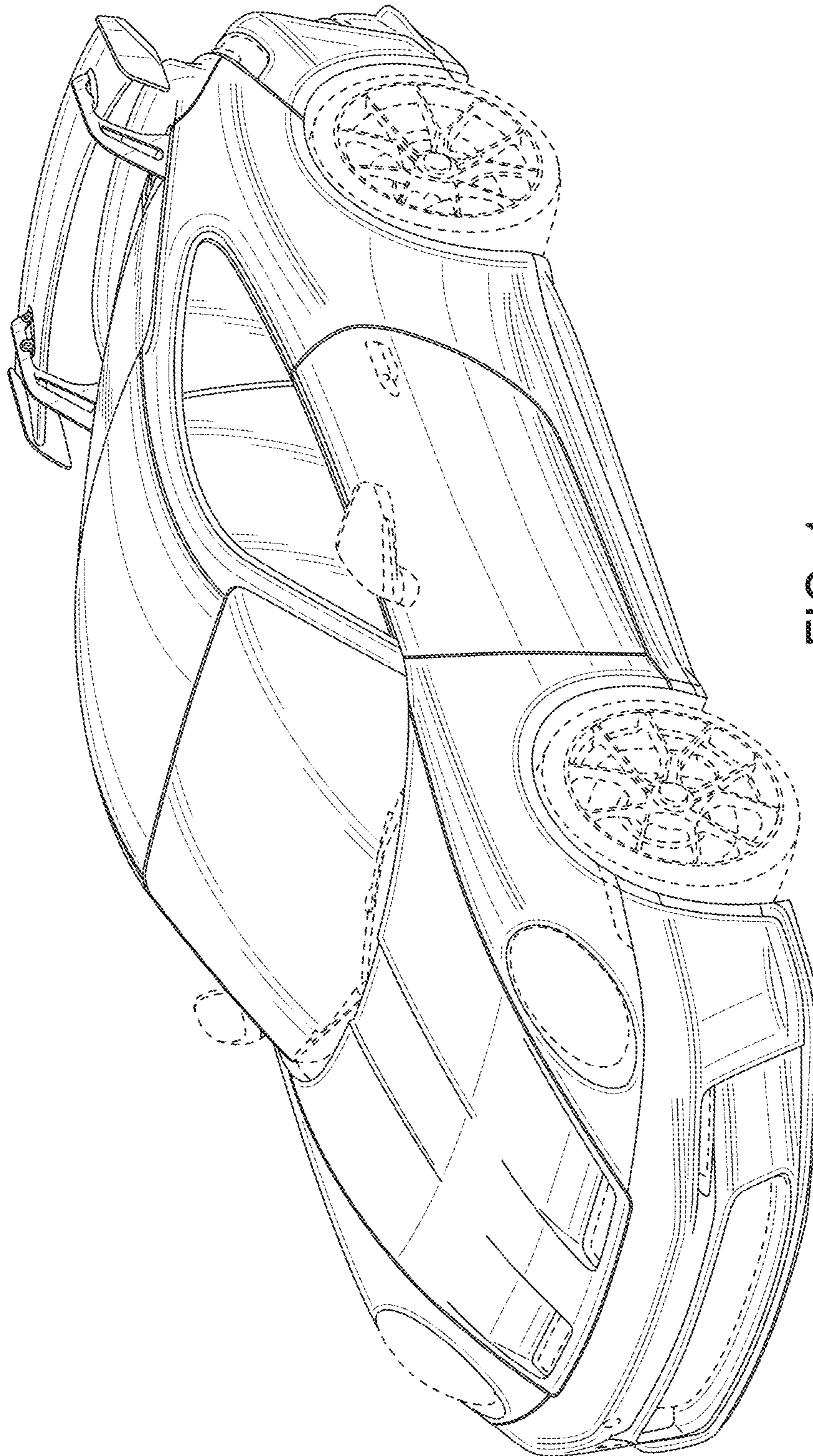


FIG. 1



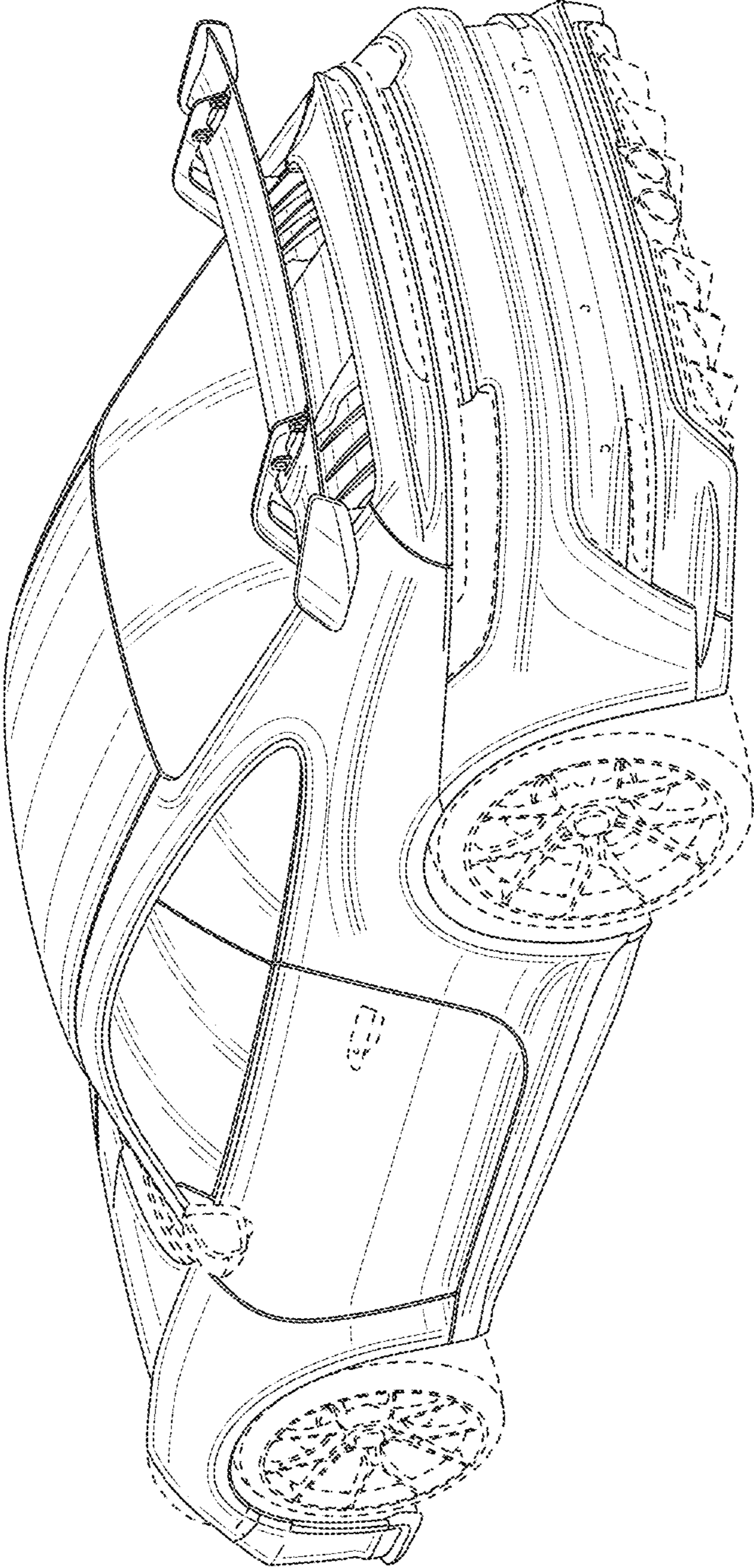


FIG. 2




FIG. 3

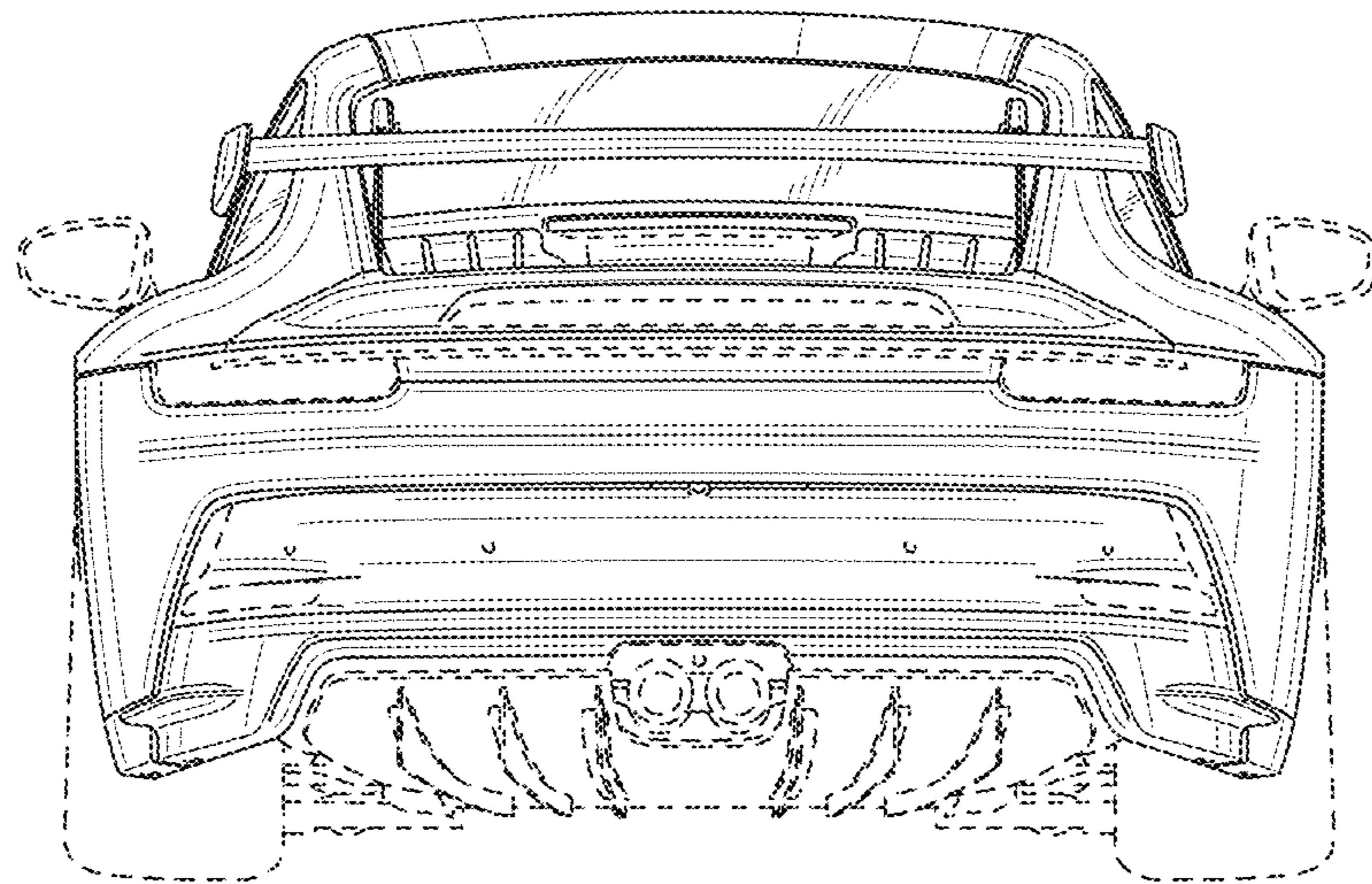


FIG. 4



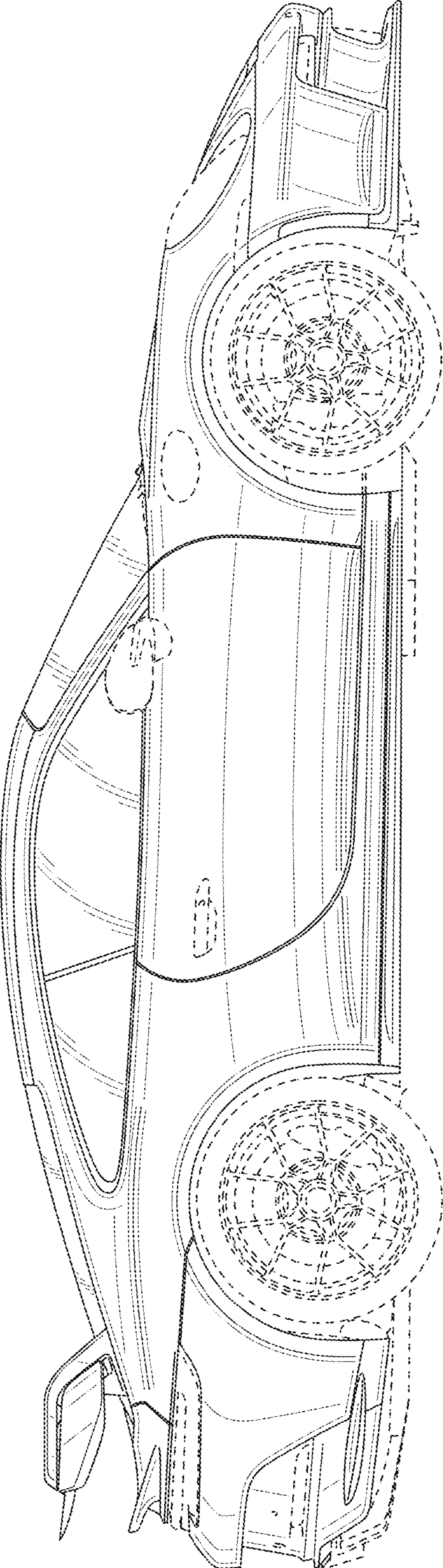


FIG. 5

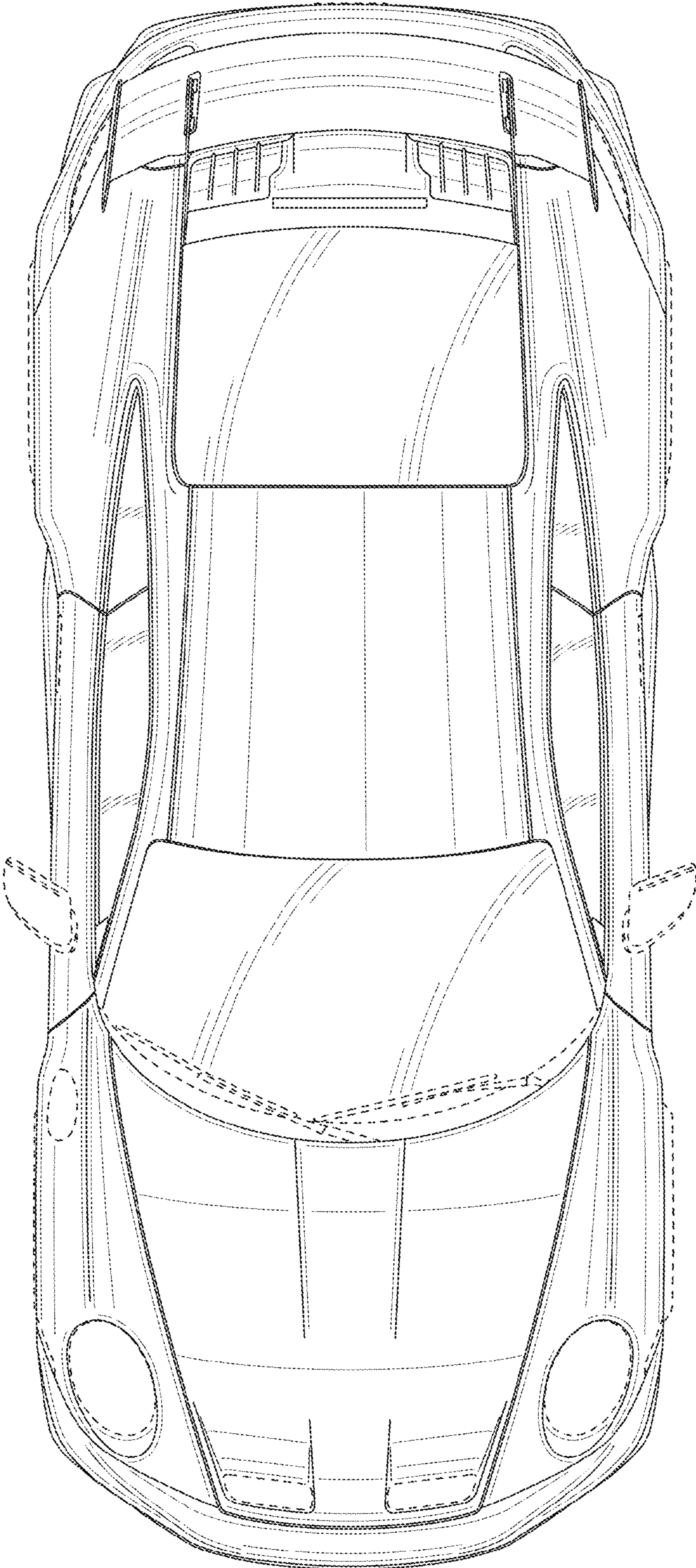


FIG. 6