



US00D913849S

(12) **United States Design Patent**  
**Nurnberger et al.**

(10) **Patent No.:** **US D913,849 S**  
(45) **Date of Patent:** **\*\* Mar. 23, 2021**

(54) **AUTOMOBILE AND/OR REPLICA THEREOF**

(71) Applicant: **ASTON MARTIN LAGONDA LIMITED**, Warwick (GB)

(72) Inventors: **Miles Nurnberger**, Warwick (GB);  
**Sam Holgate**, Warwick (GB)

(73) Assignee: **ASTON MARTIN LAGONDA LIMITED**

(\*\*) Term: **15 Years**

(21) Appl. No.: **29/689,693**

(22) Filed: **May 1, 2019**

(30) **Foreign Application Priority Data**

Nov. 1, 2018 (EM) ..... 005815248

(51) **LOC (13) Cl.** ..... **12-08**

(52) **U.S. Cl.**  
USPC ..... **D12/91**

(58) **Field of Classification Search**  
USPC ..... D12/86, 90-92; D21/424, 433, 434;  
296/181.1-181.5, 183.1  
CPC ..... B62D 25/00; B62D 25/06; B62D 33/00;  
B62D 35/00

See application file for complete search history.

(56) **References Cited**

**U.S. PATENT DOCUMENTS**

D620,396 S 7/2010 Reichman et al.  
D626,466 S 11/2010 Reichman et al.  
D629,718 S 12/2010 Reichman et al.  
D629,719 S 12/2010 Reichman et al.  
D629,725 S 12/2010 Reichman et al.  
D630,140 S 1/2011 Reichman et al.  
D670,640 S 11/2012 Reichman et al.  
D687,348 S 8/2013 Nurnberger  
D689,812 S 9/2013 Reichman et al.

D692,800 S 11/2013 Wiltshire  
D704,102 S 5/2014 Nurnberger  
D704,601 S 5/2014 Nurnberger  
D726,079 S 4/2015 Reichman et al.  
D727,804 S 4/2015 Nurnberger  
D730,777 S 6/2015 Nurnberger  
D739,789 S 9/2015 Payne  
D740,725 S 10/2015 Payne  
D758,247 S 6/2016 Nurnberger et al.  
D766,474 S 9/2016 Holgate et al.  
D772,128 S 11/2016 Platt  
D774,950 S 12/2016 Holgate et al.  
D774,995 S 12/2016 Holgate et al.

(Continued)

**OTHER PUBLICATIONS**

Aston Martin 2013, "Aston Martin Centenary Celebration Programme," 2013; 204 pages.

(Continued)

*Primary Examiner* — Melody N Brown

(74) *Attorney, Agent, or Firm* — Dorsey & Whitney LLP

(57) **CLAIM**

The ornamental design for an automobile and/or replica thereof, as shown and described.

**DESCRIPTION**

FIG. 1 is a right side view of an automobile and/or replica thereof in accordance with the present design.

FIG. 2 is a front elevated perspective view thereof.

FIG. 3 is rear perspective view thereof.

FIG. 4 is a front perspective view thereof.

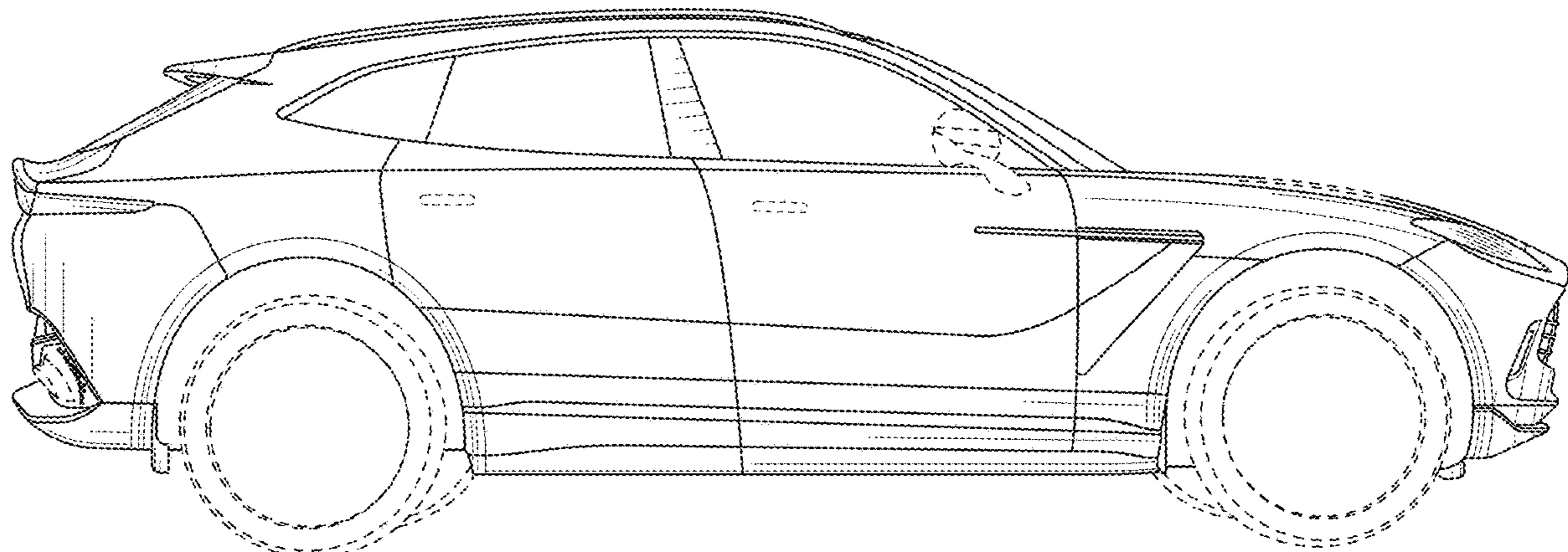
FIG. 5 is a rear elevated perspective view thereof.

FIG. 6 is a left side view thereof; and,

FIG. 7 is a top view thereof.

The portions of the automobile shown in broken lines are for environmental and illustrative purpose and form no part of the claimed design.

**1 Claim, 6 Drawing Sheets**



(56)

**References Cited**

U.S. PATENT DOCUMENTS

D777,070 S 1/2017 Nurnberger  
 D778,790 S 2/2017 Nurnberger  
 D780,632 S 3/2017 Nurnberger  
 D780,633 S 3/2017 Nurnberger et al.  
 D780,634 S 3/2017 Nurnberger et al.  
 D780,636 S 3/2017 Kahn  
 D785,525 S 5/2017 Nurnberger  
 D786,155 S 5/2017 Holgate et al.  
 D786,744 S 5/2017 Nurnberger et al.  
 D796,404 S 9/2017 Nurnberger  
 D800,020 S \* 10/2017 Manzoni ..... D12/91  
 D800,619 S 10/2017 Platt  
 D801,558 S 10/2017 Nurnberger et al.  
 D802,479 S \* 11/2017 Sakaue ..... D12/91  
 D815,995 S 4/2018 Nurnberger et al.  
 D817,814 S 5/2018 Nurnberger et al.  
 D820,164 S 6/2018 Nurnberger et al.  
 D825,387 S 8/2018 Nurnberger et al.  
 D826,106 S 8/2018 Kahn

D827,166 S 8/2018 Nurnberger et al.  
 D827,410 S 9/2018 Earley  
 D827,411 S 9/2018 Earley  
 D827,507 S 9/2018 Nurnberger et al.  
 D830,917 S 10/2018 Nurnberger et al.  
 D833,187 S 11/2018 Earley  
 D835,548 S 12/2018 Nurnberger et al.  
 D838,017 S 1/2019 Nurnberger et al.  
 D838,018 S 1/2019 Nurnberger et al.  
 D840,873 S 2/2019 Nurnberger et al.  
 D841,847 S 2/2019 Re et al.  
 D842,799 S 3/2019 Nurnberger et al.  
 D848,331 S 5/2019 Nurnberger et al.  
 D849,616 S 5/2019 Nurnberger et al.

OTHER PUBLICATIONS

1976 and 1987 Aston Martin Lagonda, [online], [site visited Jul. 24, 2014], Available from Internet, <URL: <http://www.astonmartin.com/heritage/past-models/lagonda>>, 2 pages.

\* cited by examiner

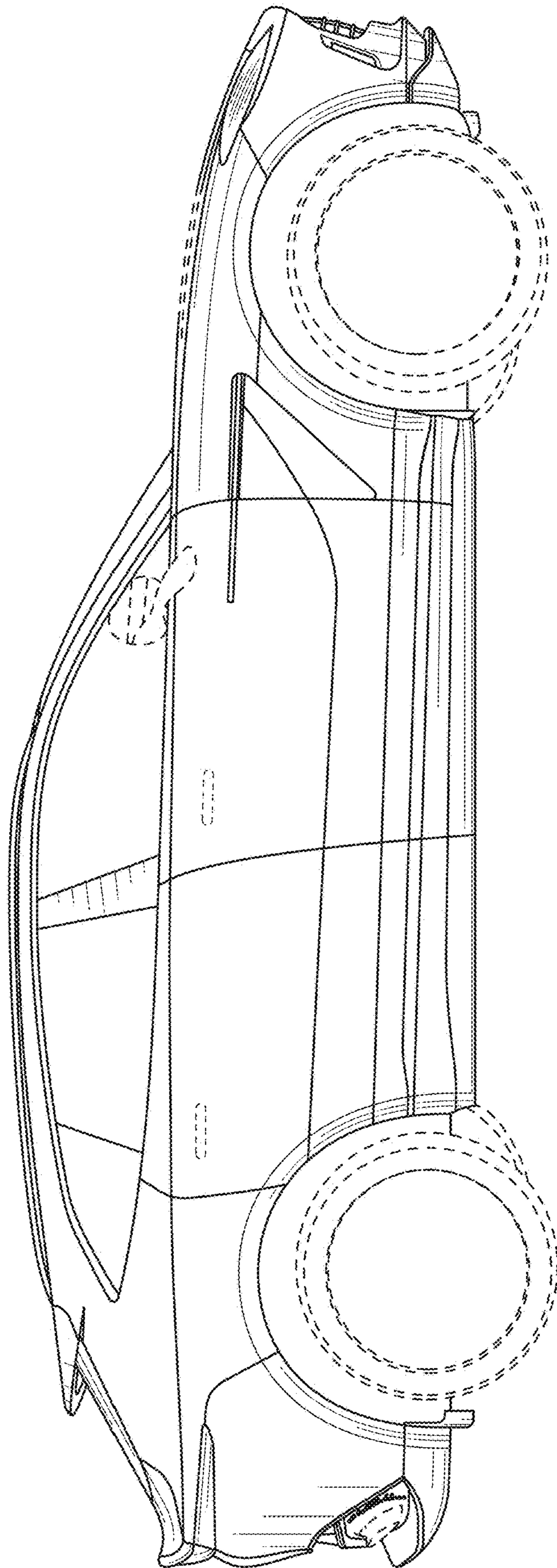


FIG. 1



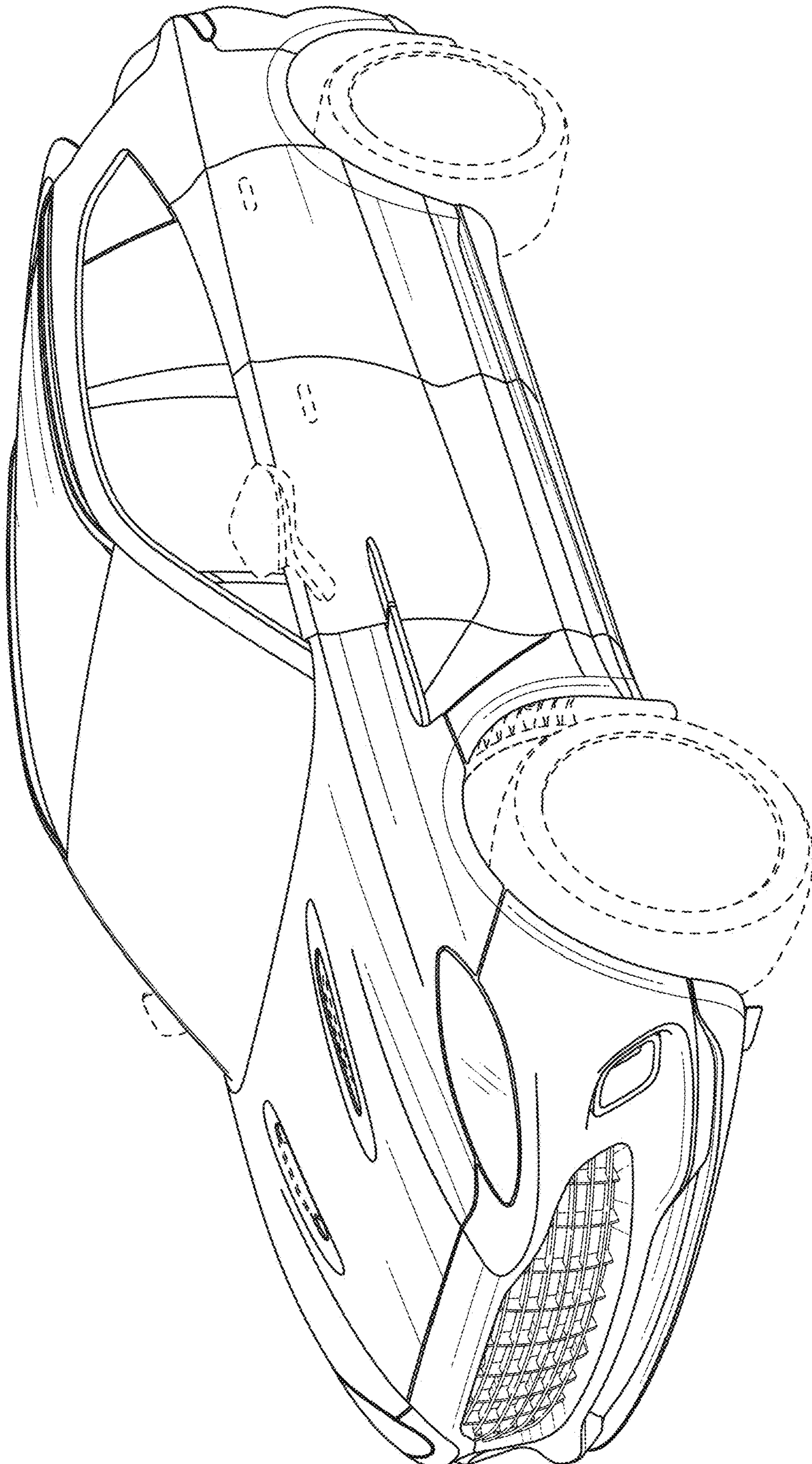


FIG. 2

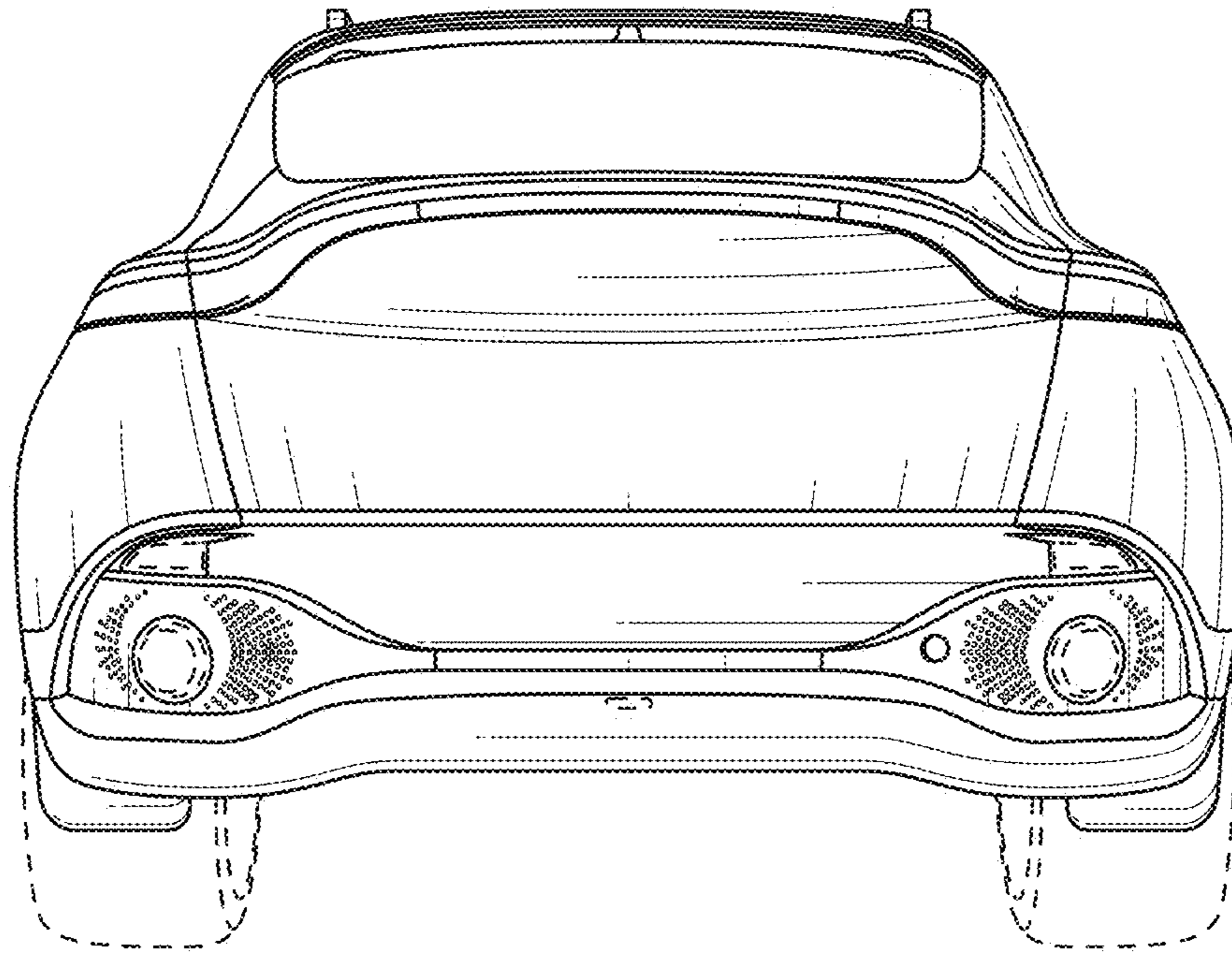


FIG. 3




FIG. 4



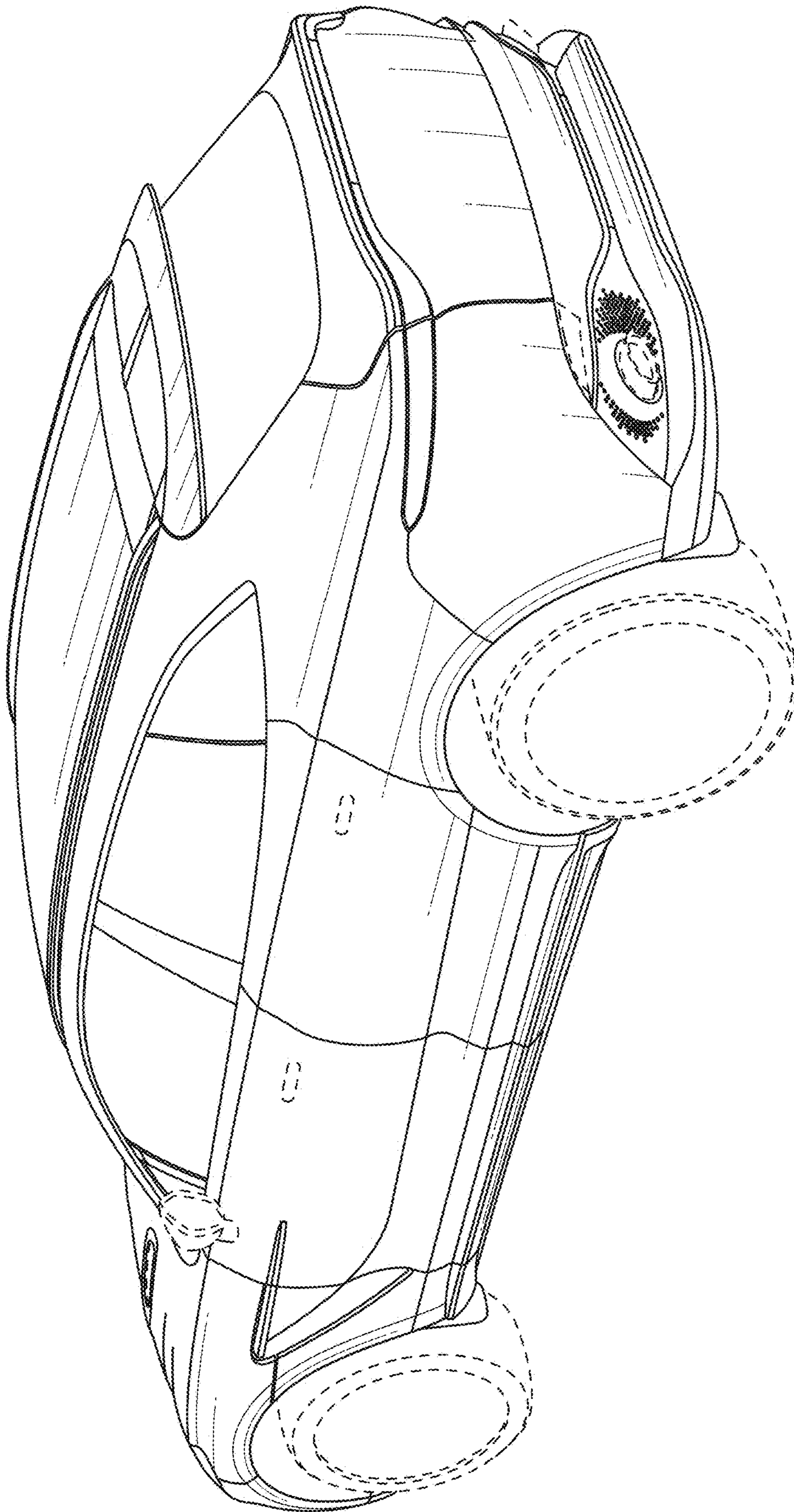


FIG. 5

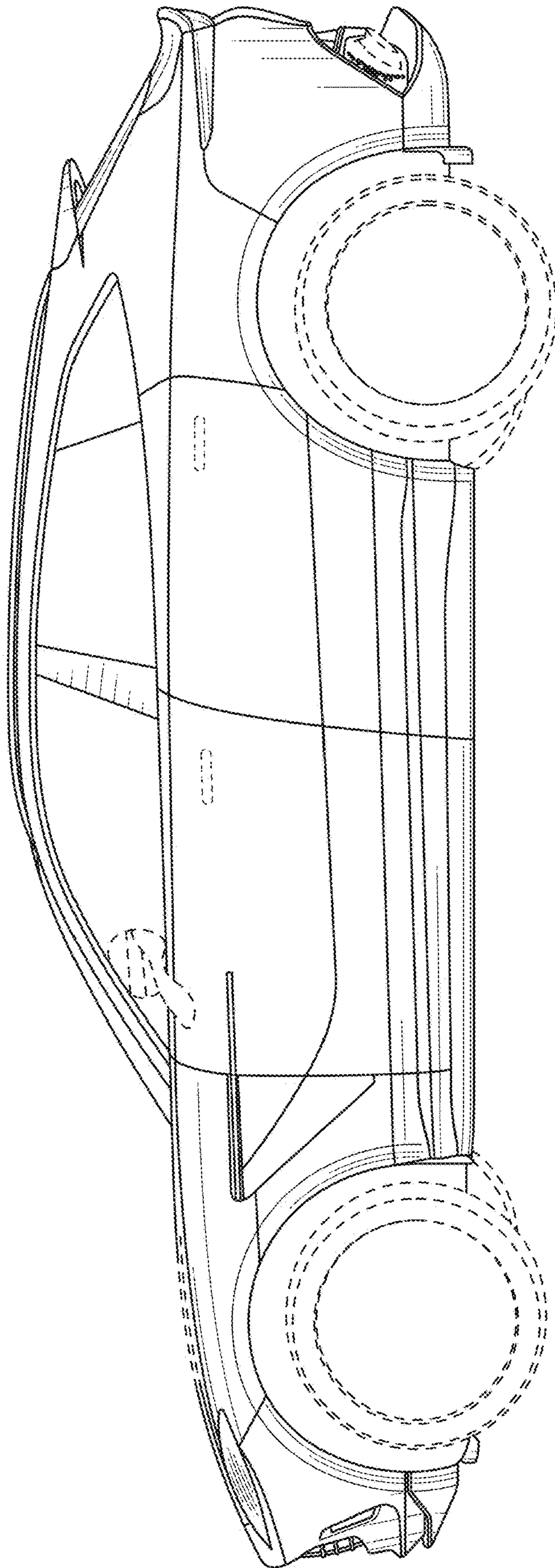


FIG. 6

