



US00D913834S

(12) **United States Design Patent**
Geib

(10) **Patent No.:** **US D913,834 S**
(45) **Date of Patent:** **** Mar. 23, 2021**

(54) **WATCH DIAL**

(71) Applicant: **Van Cleef & Arpels SA,**
Villars-sur-Glane (CH)

(72) Inventor: **Maxime Geib,** Paris (FR)

(73) Assignee: **Van Cleef & Arpels SA,**
Villars-sur-Glane (CH)

(**) Term: **15 Years**

(21) Appl. No.: **29/721,490**

(22) Filed: **Jan. 21, 2020**

(30) **Foreign Application Priority Data**

Jul. 9, 2019 (WO) WIPO85189

(51) **LOC (13) Cl.** **10-07**

(52) **U.S. Cl.**
USPC **D10/126**

(58) **Field of Classification Search**

USPC D10/30-39, 102, 121-131; D19/59-60,
D19/64; D21/531

CPC G04B 19/00; G04B 19/08; G04B 19/082;
G04B 19/085; G04B 19/087; G04B
19/10; G04B 19/103; G04B 19/12; G04B
19/16; G04B 19/166; G04B 19/18; G04B
19/22; G04B 19/24; G04B 29/00; G04B
29/02; G04B 29/04; G04B 45/00; G04B
45/02; G04B 45/0038; G04G 19/06;
G04G 19/065; G04G 19/243; G04G
19/283

See application file for complete search history.

(56) **References Cited**

U.S. PATENT DOCUMENTS

D18,283 S * 5/1888 Otto Bartel D10/126
D345,118 S * 3/1994 Kaneko D10/126

D346,129 S * 4/1994 Kaneko D10/126
D347,400 S * 5/1994 Kaneko D10/126
D423,953 S * 5/2000 Kauffmann D10/126
D443,835 S * 6/2001 Butler D10/33
D481,642 S * 11/2003 Journe D10/126
D484,062 S * 12/2003 Kauffmann D10/39
D707,136 S * 6/2014 Nishi D10/1
D775,972 S * 1/2017 Dupont D10/30
D787,344 S * 5/2017 Ducas D10/30
D836,015 S * 12/2018 Men D10/126
D855,486 S * 8/2019 Muller D10/126
D882,422 S * 4/2020 Stern D10/39
2007/0277578 A1 * 12/2007 Muraji G04B 19/16
72/354.2

OTHER PUBLICATIONS

Introducing the Van Cleef Arpels Lady Arpels Pont des Amoureux | hodinkee.com Oct. 2019 [online], © 2009-2020, Hodinkee Inc [retrieved Nov. 5, 2020] from Internet: <https://www.hodinkee.com/articles/the-van-cleef-and-arpels-lady-arpels-pont-des-amoureux> (Year: 2019).*

* cited by examiner

Primary Examiner — Katherine Glennon
(74) *Attorney, Agent, or Firm* — Taft Stettinius & Hollister LLP


(57) **CLAIM**

The ornamental design for a watch dial, as shown and described.

DESCRIPTION

FIG. 1 is a front elevational view of a watch dial showing my new design;
FIG. 2 is a side elevational view thereof;
FIG. 3 is a right side perspective view thereof; and,
FIG. 4 is a left side perspective view thereof.
The broken lines in the drawing figures form no part of the claimed design.

1 Claim, 4 Drawing Sheets






Fig. 1



Fig. 2




Fig. 3




Fig. 4