



US00D913818S

(12) **United States Design Patent**
Tucker

(10) **Patent No.:** **US D913,818 S**

(45) **Date of Patent:** **** Mar. 23, 2021**

- (54) **QUILT TRIMMER TEMPLATE**
- (71) Applicant: **Deborah Tucker**, Efland, NC (US)
- (72) Inventor: **Deborah Tucker**, Efland, NC (US)
- (**) Term: **15 Years**
- (21) Appl. No.: **29/689,617**
- (22) Filed: **Apr. 30, 2019**
- (51) **LOC (13) Cl.** **10-04**
- (52) **U.S. Cl.**
USPC **D10/64**
- (58) **Field of Classification Search**
USPC D10/64, 65
CPC D05B 39/005; D05B 97/02; D05B 7/02;
D05B 7/12; D05C 11/10; D05C 13/00;
B25H 7/02; B43L 12/00; B43L 13/20;
B43L 13/201; B43L 13/203; B43L
13/205; B43L 13/206; B43L 13/208;
B43L 7/005; B43L 7/027; G01B 3/14;
G01B 3/04
See application file for complete search history.

- D640,943 S * 7/2011 Tucker B43L 13/201
D10/64
- D725,266 S * 3/2015 Gantes D24/140
- D763,709 S * 8/2016 Camacho de la Concha
A45C 13/185
D10/64

* cited by examiner

Primary Examiner — Antoine Duval Davis
(74) *Attorney, Agent, or Firm* — Michael Best & Friedrich LLP

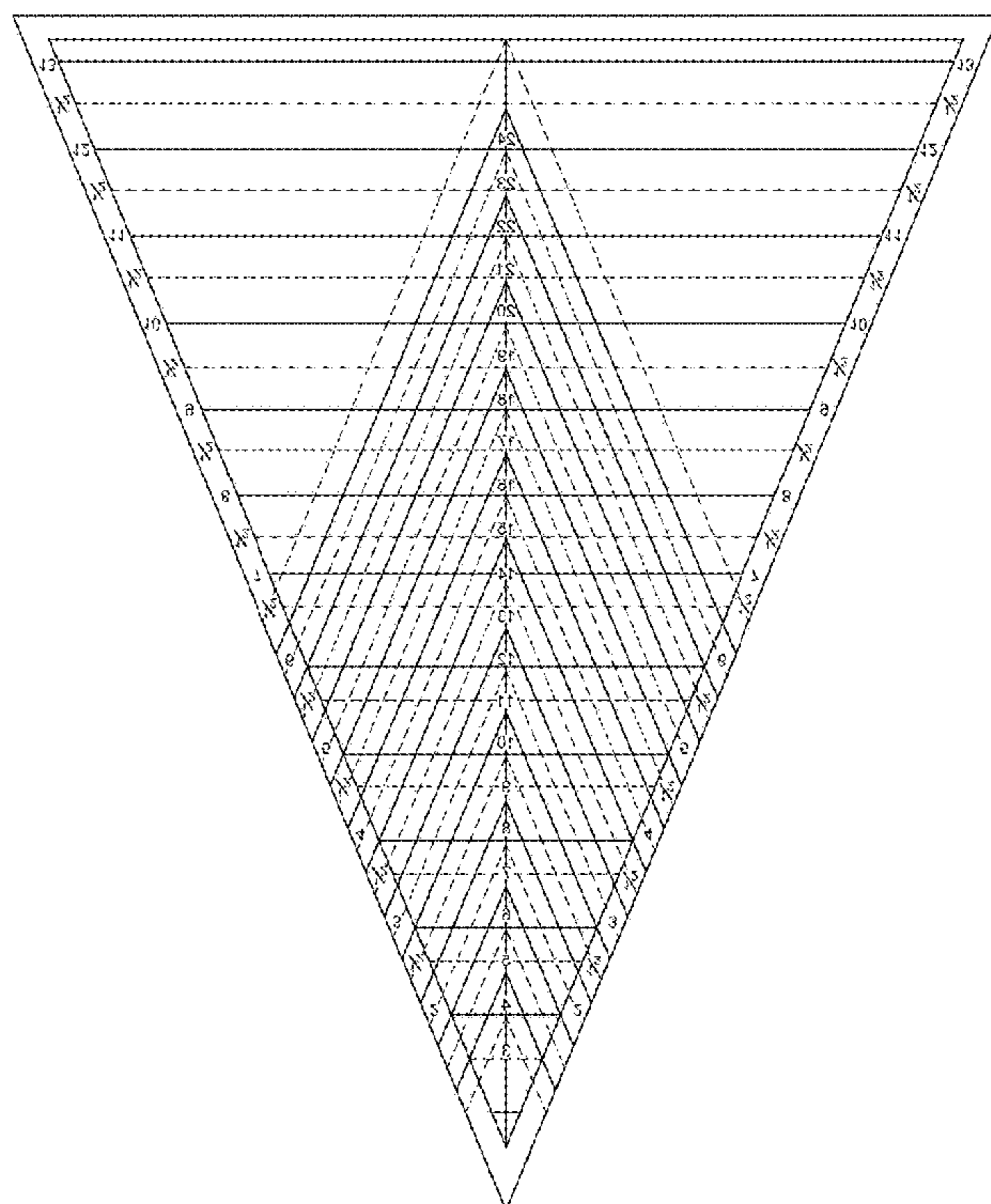
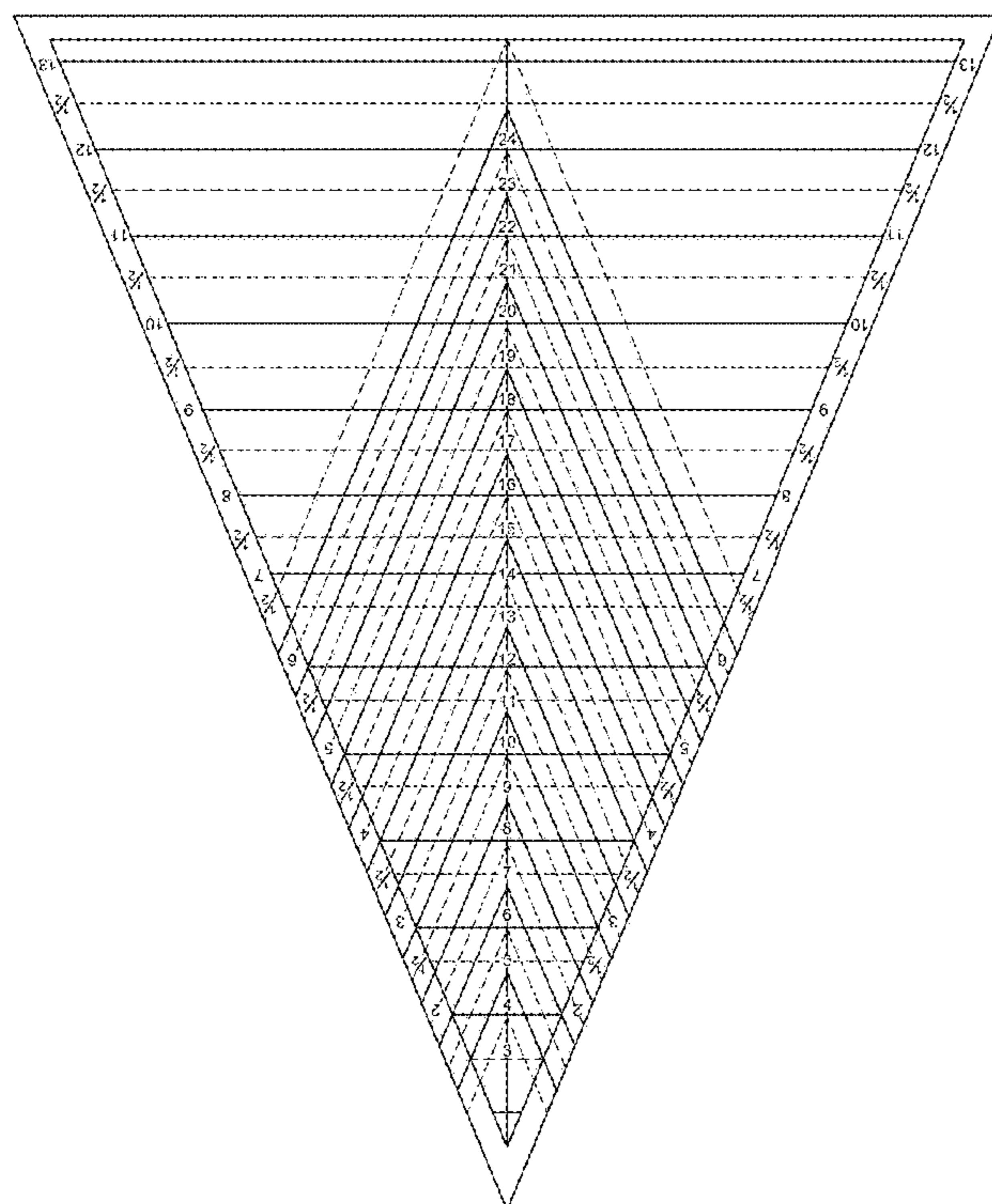
(57) **CLAIM**

The ornamental design for a quilt trimmer template, as shown and described.

DESCRIPTION

FIG. 1 is a top view of my quilt trimmer template showing my new design; FIG. 2 is a short side view of my quilt trimmer template; FIG. 3 is a long side view of my quilt trimmer template, with the left side view being an identical view; and, FIG. 4 is a bottom view of my quilt trimmer template, with the bottom view being a mirror image of the top view, showing my new design. The dashed lines form an additional guide line for a quilter using my quilt trimmer template.

1 Claim, 3 Drawing Sheets



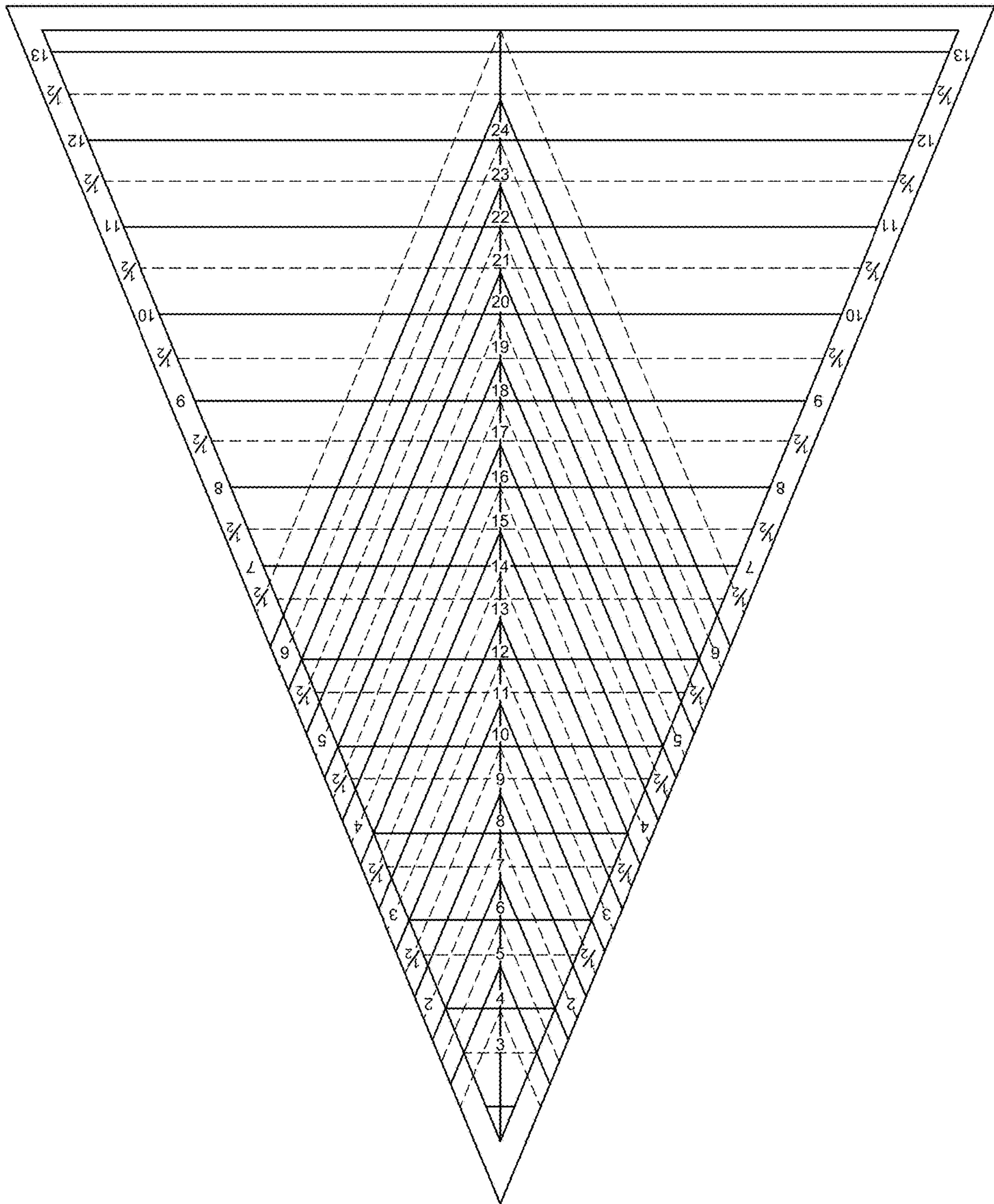


FIG. 1



FIG. 2




FIG. 3

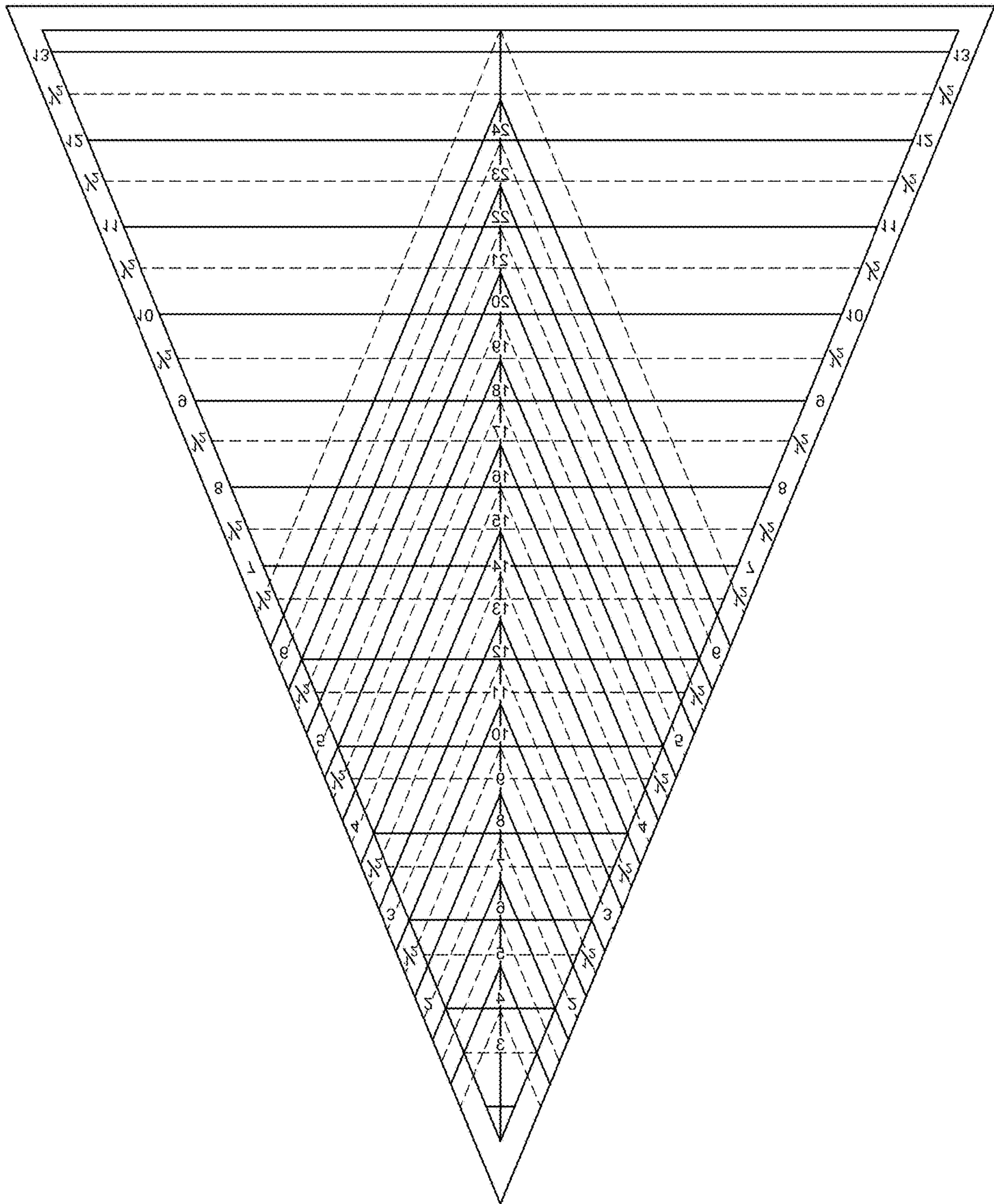


FIG. 4