



US00D913794S

(12) **United States Design Patent**  
**Vlahakis-Hanks et al.**

(10) **Patent No.:** **US D913,794 S**

(45) **Date of Patent:** **\*\* \*Mar. 23, 2021**

(54) **CONTAINER**

(71) Applicant: **Venus Laboratories, Inc.**, Cypress, CA (US)

(72) Inventors: **Kelly Vlahakis-Hanks**, Cypress, CA (US); **Rick Maddox**, Corona, CA (US); **Firas Jamal**, Huntington Beach, CA (US)

(73) Assignee: **Venus Laboratories, Inc.**, Cypress (CA)

(\*) Notice: This patent is subject to a terminal disclaimer.

(\*\*) Term: **15 Years**

(21) Appl. No.: **29/661,530**

(22) Filed: **Aug. 28, 2018**

(51) **LOC (13) Cl.** ..... **09-01**

(52) **U.S. Cl.**  
USPC ..... **D9/528; D9/563; D9/571**

(58) **Field of Classification Search**  
USPC ..... D9/434, 516, 523, 527-528, 530-531, D9/543, 563, 565, 571, 575, 715, 719  
CPC ..... B65D 1/00; B65D 1/02; B65D 1/0223; B65D 1/0261; B65D 1/0284; B65D 1/44; B65D 23/00; B65D 23/10; B65D 23/102; B65D 2501/00; B65D 2501/0009; B65D 2501/081

See application file for complete search history.

(56) **References Cited**

**U.S. PATENT DOCUMENTS**

D323,981 S \* 2/1992 Satterfield ..... D9/527  
D329,815 S \* 9/1992 Beaver ..... D9/528  
D329,816 S \* 9/1992 Beaver ..... D9/528

D358,333 S \* 5/1995 Stockwell ..... D9/528  
D461,717 S \* 8/2002 Crawford ..... D9/528  
D474,113 S \* 5/2003 Hansen ..... B65D 1/0223  
D9/531  
D527,268 S \* 8/2006 Kitamura ..... D9/528  
D530,209 S \* 10/2006 Soller ..... D9/528  
D576,045 S \* 9/2008 LeVasseur ..... D9/531  
D639,171 S \* 6/2011 Davis ..... D9/528  
D658,499 S \* 5/2012 Wycoff ..... D9/528  
D660,165 S \* 5/2012 Fuller ..... D9/528  
D666,499 S \* 9/2012 Fuller ..... D9/528  
D726,016 S \* 4/2015 Janney ..... D9/531  
D726,017 S \* 4/2015 Janney ..... D9/531  
D799,326 S \* 10/2017 Meier ..... D9/528  
D867,146 S \* 11/2019 Gerhards ..... D9/528

\* cited by examiner

*Primary Examiner* — Dana Meyrow

(74) *Attorney, Agent, or Firm* — Camuti Law Group APC

(57) **CLAIM**

The ornamental design for a container, as shown and described.

**DESCRIPTION**

FIG. 1 shows a top perspective view of a container showing our new design;  
FIG. 2 shows a right side view of the container of FIG. 1;  
FIG. 3 shows a left side view of the container of FIG. 1;  
FIG. 4 shows a rear view of the container of FIG. 1;  
FIG. 5 shows a front view of the container of FIG. 1;  
FIG. 6 shows a top view of the container of FIG. 1; and,  
FIG. 7 shows a bottom view of the container of FIG. 1.  
The evenly-dashed broken lines in the drawings illustrate the portions of the container that form no part of the claimed design. The dot-dash broken lines in the drawings define the bounds of the claim and form no part thereof.

**1 Claim, 6 Drawing Sheets**

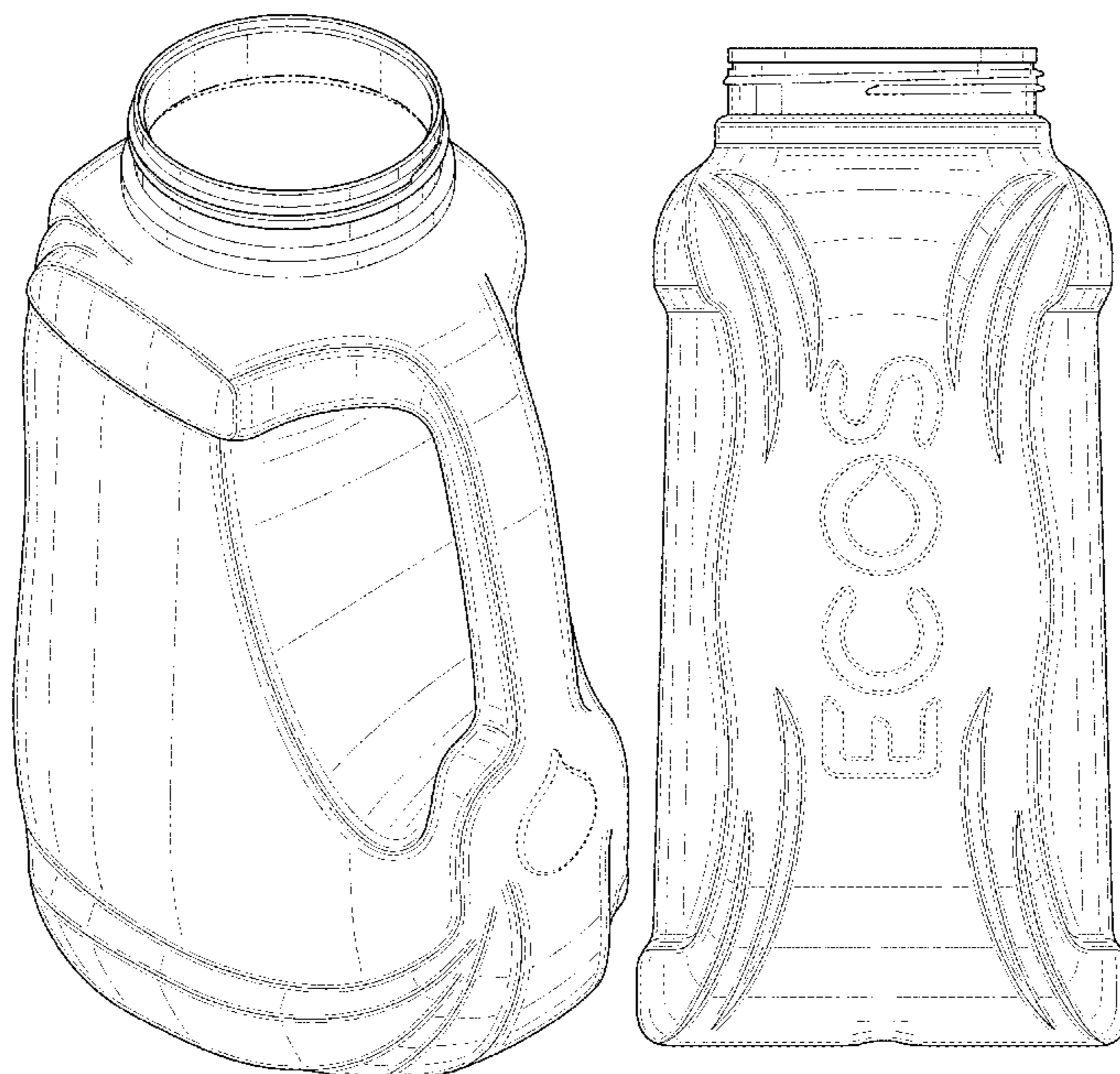




FIG. 1

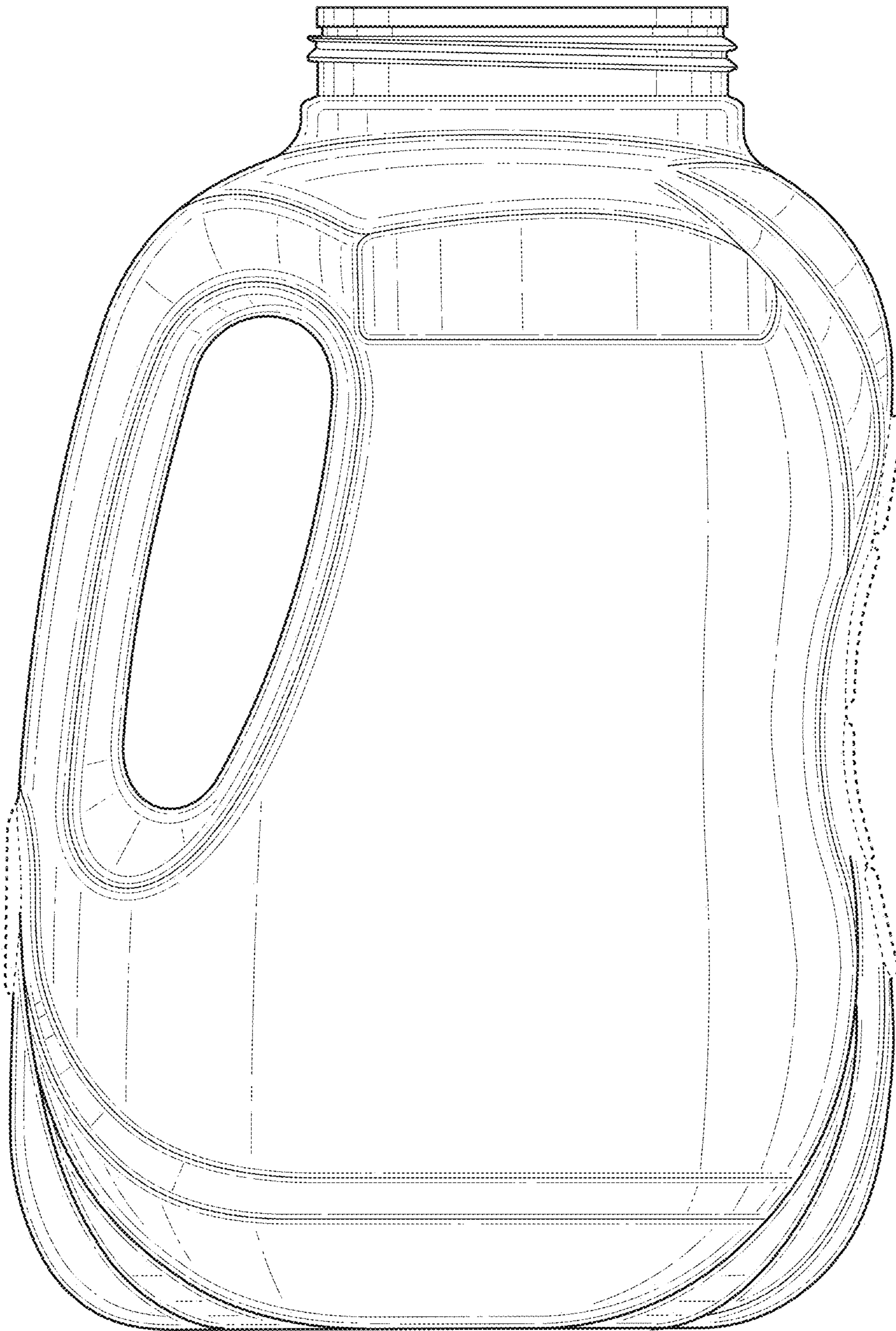


FIG. 2

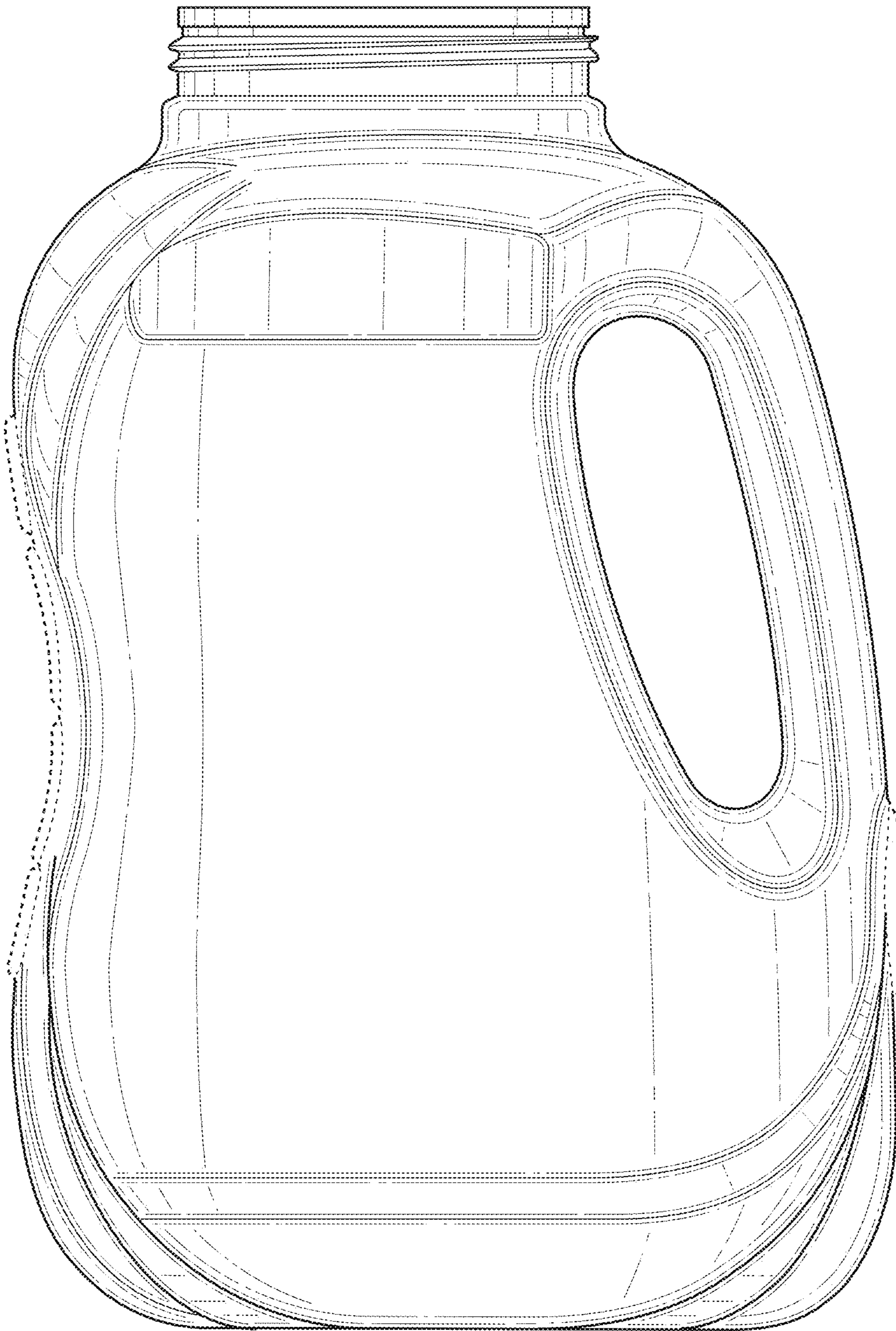


FIG. 3

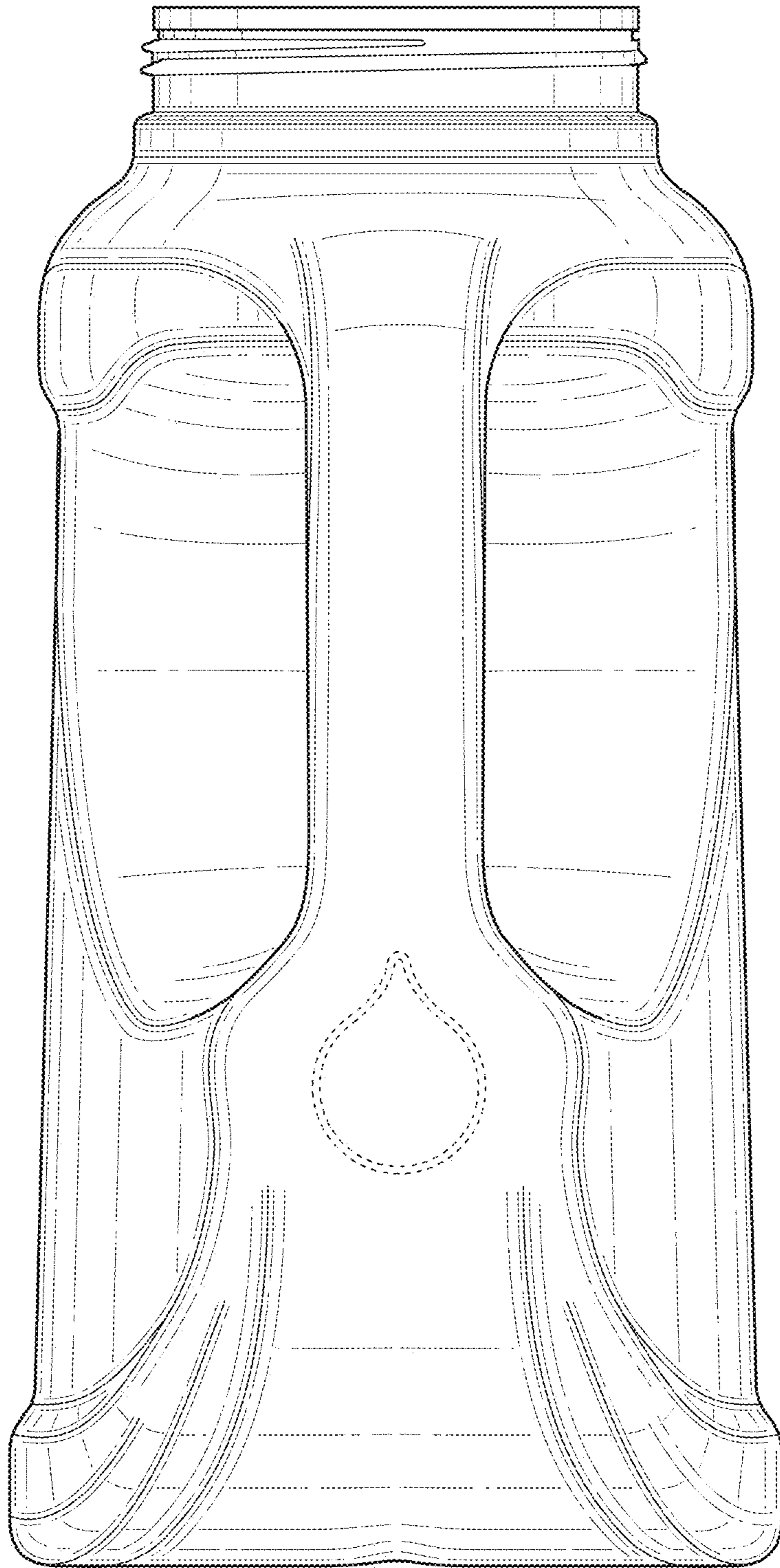


FIG. 4




FIG. 5

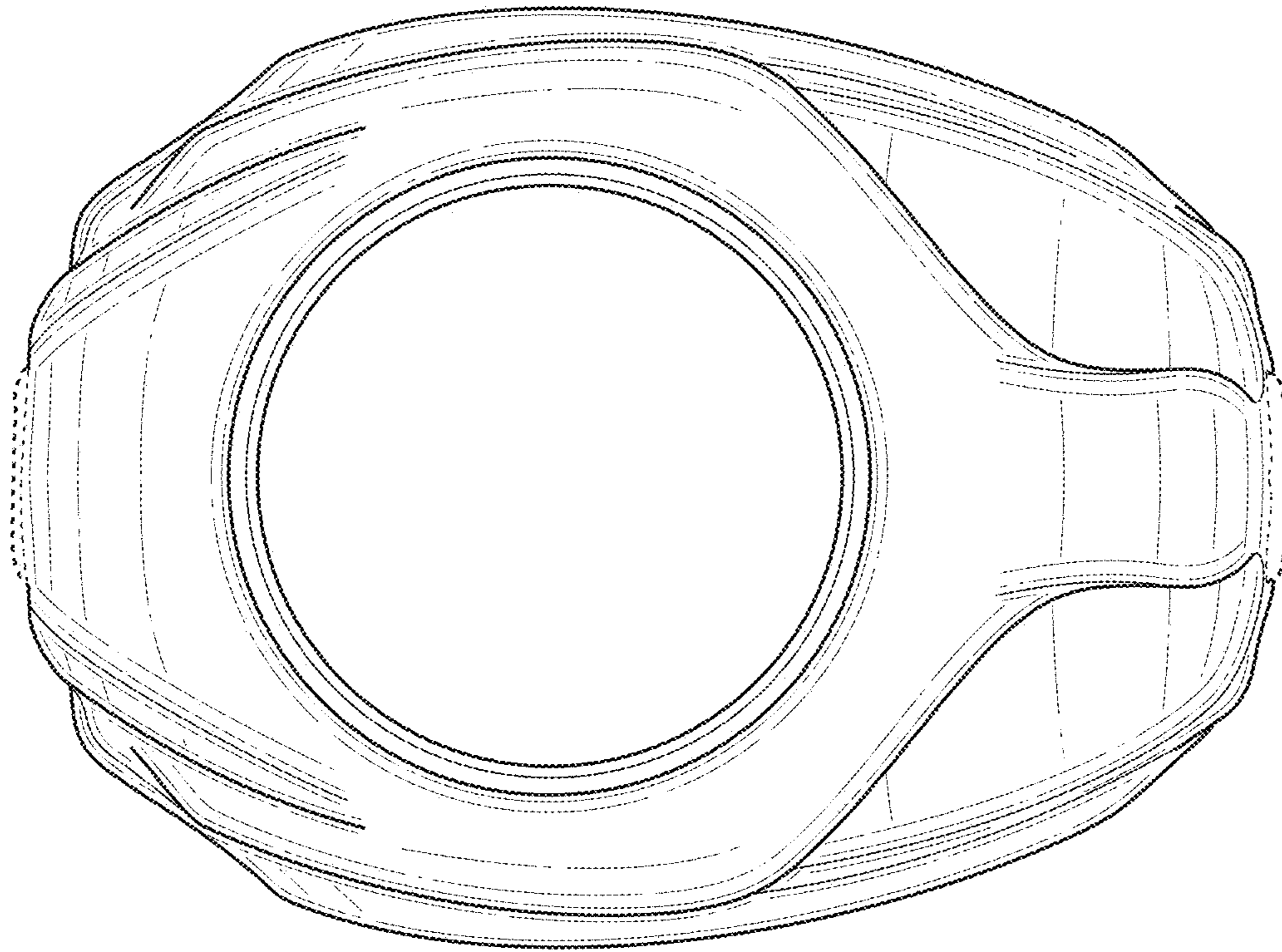


FIG. 6

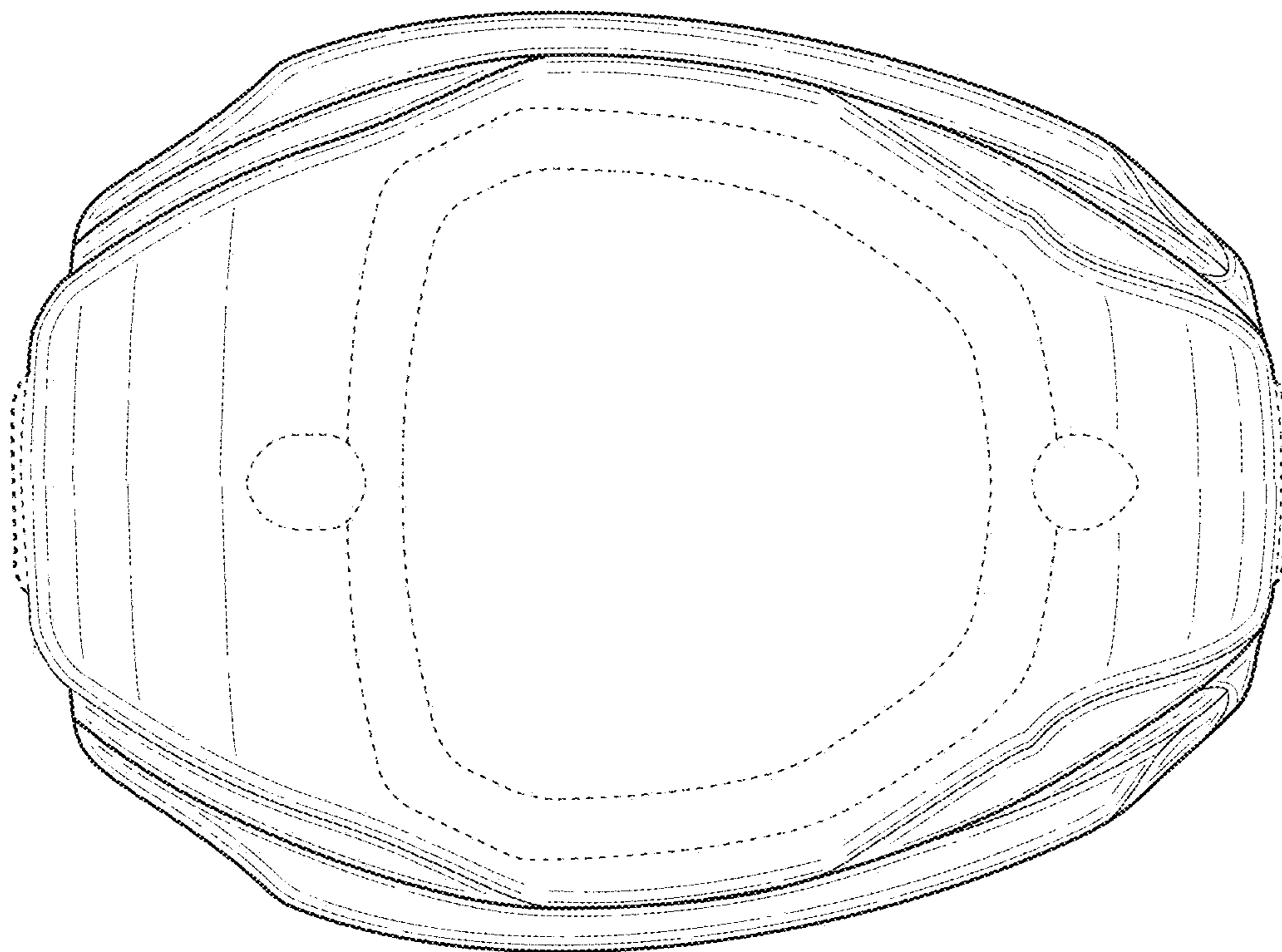


FIG. 7