



US00D913773S

(12) **United States Design Patent** (10) **Patent No.:** **US D913,773 S**
Gaspar et al. (45) **Date of Patent:** **** *Mar. 23, 2021**

(54) **FASTENER CLIP**
(71) Applicant: **The Pullman Company**, Milan, OH (US)
(72) Inventors: **Zoren E. Gaspar**, Huron, OH (US); **Joseph F. Cerri, III**, Norwalk, OH (US)
(73) Assignee: **The Pullman Company**, Milan, OH (US)
(*) Notice: This patent is subject to a terminal disclaimer.

7,641,429	B2	1/2010	DiStasio et al.	
D676,309	S *	2/2013	Bailey	D8/354
D682,662	S *	5/2013	Bailey	D8/354
D688,123	S *	8/2013	Takakuwa	D8/396
9,267,532	B2	2/2016	Siegal	
D797,544	S *	9/2017	Attanasio	D8/349
D804,939	S *	12/2017	Starck	D8/375
D867,924	S *	11/2019	Paik	D11/218
10,570,948	B1 *	2/2020	Leslie	B62B 5/00
D883,070	S *	5/2020	Zhang	D8/349
D885,867	S *	6/2020	Chapman	D8/349
D885,970	S *	6/2020	Swims	D11/200
D892,598	S *	8/2020	Gebhardt	D8/354
D892,606	S *	8/2020	Sullivan	D8/394

(Continued)

(**) Term: **15 Years**

FOREIGN PATENT DOCUMENTS

(21) Appl. No.: **29/705,810**

CN 107269665 A 10/2017

(22) Filed: **Sep. 16, 2019**

OTHER PUBLICATIONS

(51) **LOC (13) Cl.** **08-08**

Bolt Retainer Clip believed to be publically available on or about Oct. 17, 2018.

(52) **U.S. Cl.**
USPC **D8/349**

(Continued)

(58) **Field of Classification Search**
USPC D8/349, 354, 382, 350-353, 355, 363, D8/373-377; D14/217, 239; D11/200, D11/212, 218, 219, 231, 234, 87
CPC ... F16C 11/0695; F16C 11/0604; F16C 11/06; F16C 11/0685; F16M 2200/024; F16B 5/0657; F16B 5/0664; F16B 21/09; F16B 45/00; H04B 1/3877; G06F 1/1632; H04M 1/06
See application file for complete search history.

Primary Examiner — Mark A Goodwin
Assistant Examiner — Benjamin M Weeks
(74) *Attorney, Agent, or Firm* — Harness, Dickey & Pierce, P.L.C.

(57) **CLAIM**

We claim the ornamental design for a fastener clip, as shown and described.

(56) **References Cited**

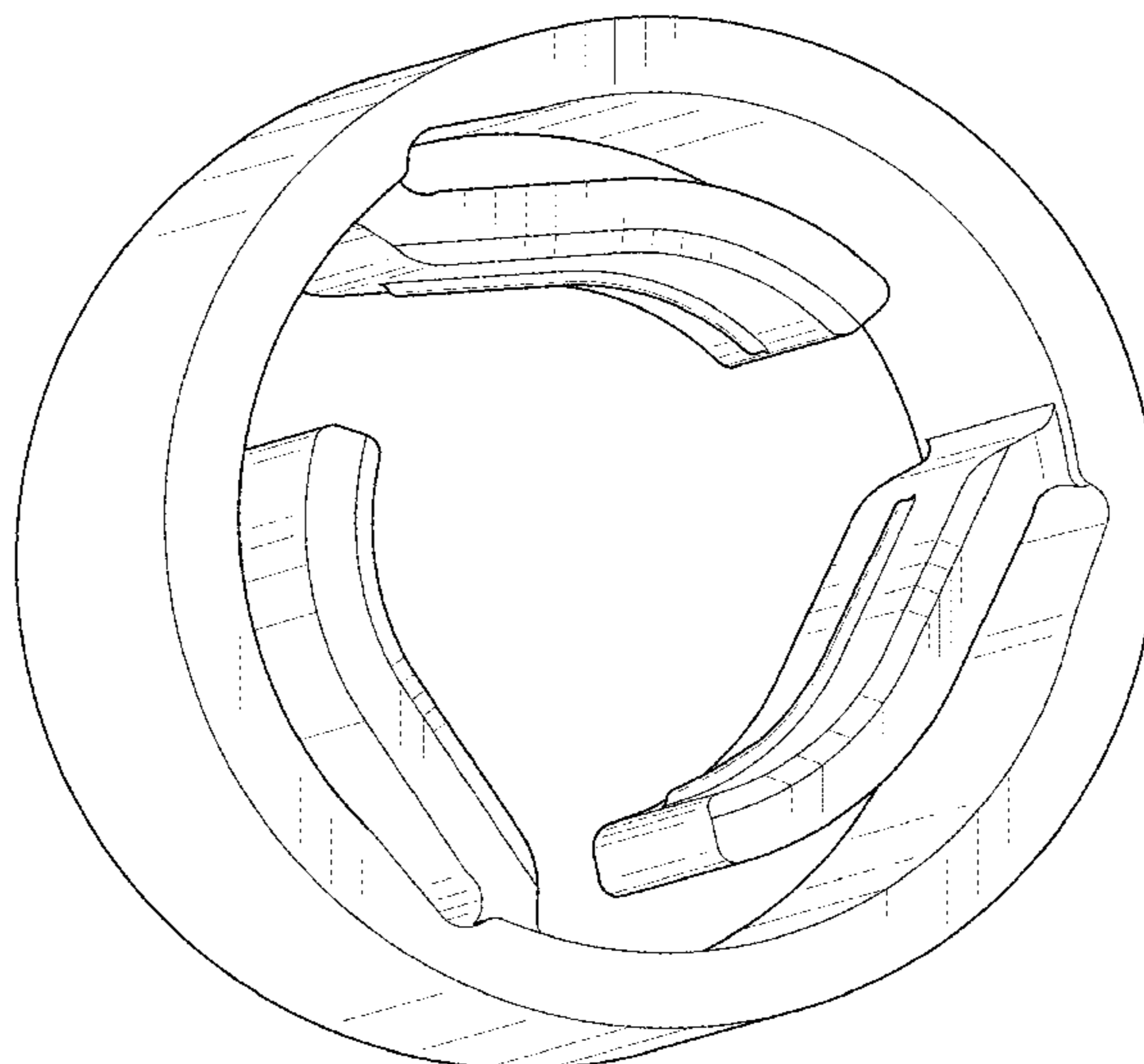
DESCRIPTION

U.S. PATENT DOCUMENTS

3,709,087	A	1/1973	Stone, Jr.	
D289,138	S *	4/1987	Nead	248/62
D492,894	S *	7/2004	Cheng	D8/375
D496,259	S *	9/2004	Cheng	D8/375
D504,809	S *	5/2005	Sato	D8/382
7,374,495	B2	5/2008	Ball	

FIG. 1 is a perspective view of a fastener clip; FIG. 2 is a front elevational view thereof, the right side, left side and rear elevational views being identical; and, FIG. 3 is a top plan view thereof, the bottom view being a mirror image.

1 Claim, 2 Drawing Sheets



(56)

References Cited

U.S. PATENT DOCUMENTS

2019/0003517 A1 1/2019 Hess

OTHER PUBLICATIONS

Vibracoustic Retainer information believed to be publically available on or about Oct. 17, 2018.

Hydraulic Body Mount Assembly Process believed to be publically available on or about Oct. 17, 2018.

* cited by examiner

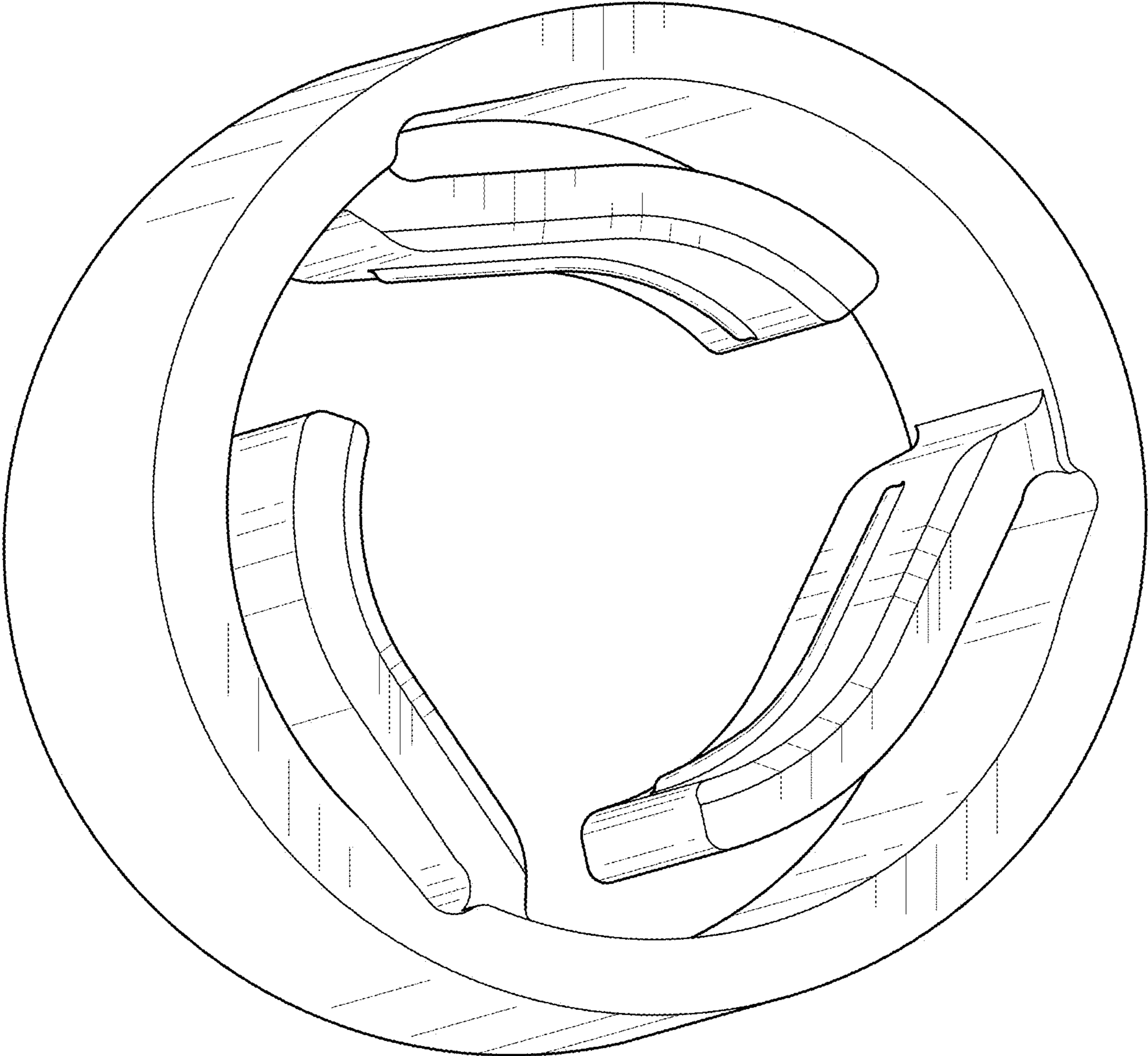


Fig-1




Fig-2

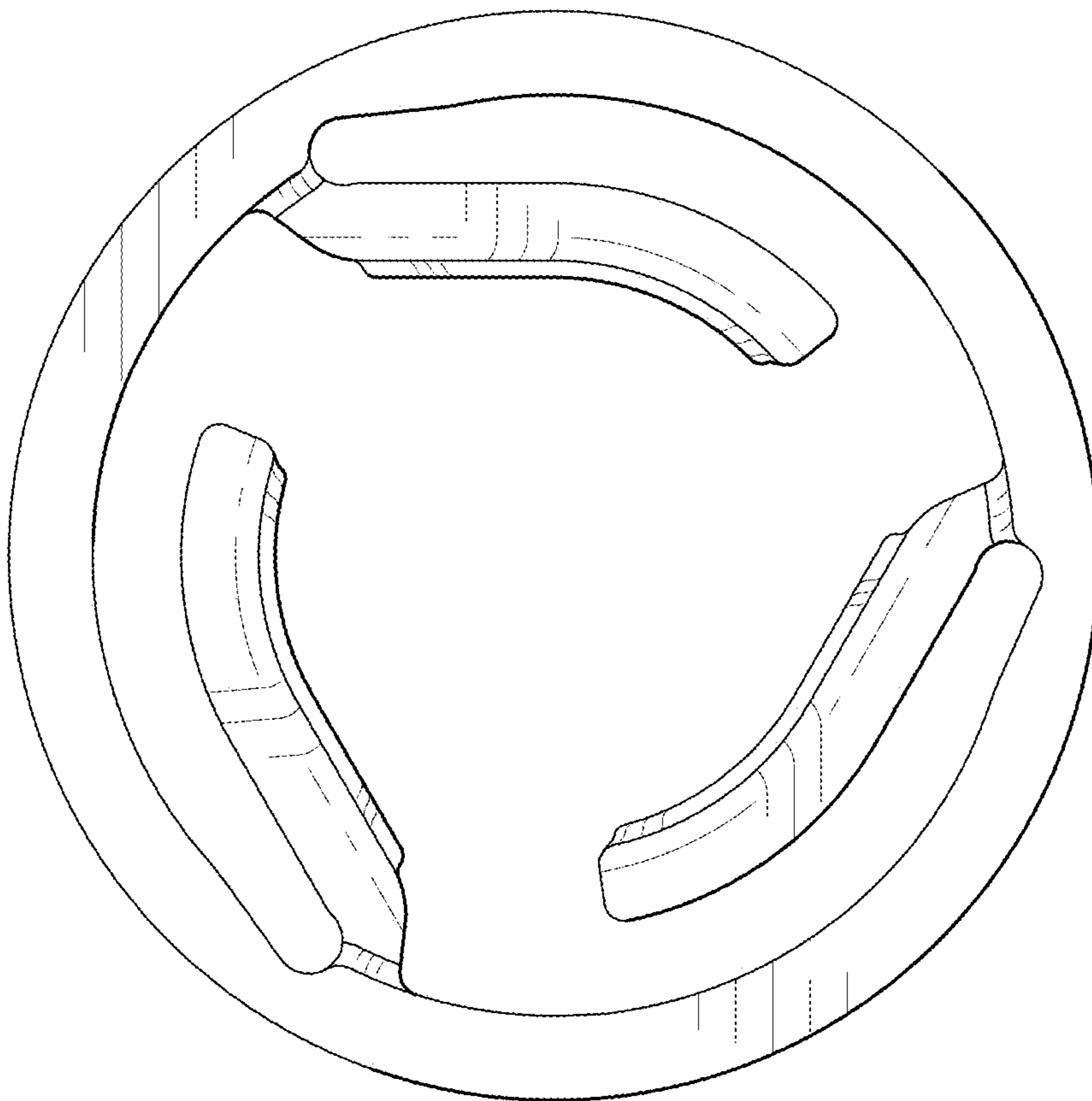


Fig-3