



US00D913768S

(12) **United States Design Patent**
Villanueva

(10) **Patent No.:** **US D913,768 S**

(45) **Date of Patent:** **** Mar. 23, 2021**

(54) **STACKABLE TOOL SORTER**

(71) Applicant: **Gabriel T. Villanueva**, San Manuel, AZ (US)

(72) Inventor: **Gabriel T. Villanueva**, San Manuel, AZ (US)

(**) Term: **15 Years**

(21) Appl. No.: **29/728,409**

(22) Filed: **Mar. 18, 2020**

(51) **LOC (13) Cl.** **08-05**

(52) **U.S. Cl.**
USPC **D8/71; D3/905**

(58) **Field of Classification Search**
USPC D8/71; D3/203.1, 203.9, 205, 260, 272, D3/273, 274, 275, 276, 189, 280, 281, D3/282, 283, 284, 292, 294, 295, 296, D3/297, 302, 315, 319, 90, 901, 903, 904, D3/905; D27/180, 183, 186, 187, 189, D27/191

CPC A45C 15/04; A45C 11/00; A45C 11/008
See application file for complete search history.

(56) **References Cited**

U.S. PATENT DOCUMENTS

D283,083	S	*	3/1986	Stednitz	D3/203.1
4,997,085	A		3/1991	Brennan	206/376
6,305,542	B1		10/2001	Barbrow	206/376
6,315,121	B1		11/2001	Hansen	206/376
D718,049	S	*	11/2014	Hsu	D3/273
D754,436	S	*	4/2016	Ou	D3/282
9,701,443	B2	*	7/2017	Wang	B65D 21/0219
9,725,209	B1	*	8/2017	Ben-Gigi	B25H 3/021
10,434,638	B1	*	10/2019	Tsai	B65D 21/0228
10,583,962	B2	*	3/2020	Brunner	B65D 21/0223
D882,950	S	*	5/2020	Austin	D3/294
D882,951	S	*	5/2020	Austin	D3/294
D882,952	S	*	5/2020	Austin	D3/294
D896,517	S	*	9/2020	Brunner	D3/294

2011/0073516	A1	*	3/2011	Zelinskiy	B25H 3/02 206/509
2011/0139777	A1	*	6/2011	Sosnovsky	B65D 21/0228 220/23.83
2012/0312812	A1	*	12/2012	Sosnovsky	B65D 45/22 220/23.83
2016/0008972	A1	*	1/2016	Chen	B25H 3/023 206/373
2016/0144500	A1	*	5/2016	Chen	B65D 21/023 206/349
2019/0039781	A1	*	2/2019	Kogel	B65D 21/0209

OTHER PUBLICATIONS

Three images metal tool organizers, date unkmwn, accessed Nov. 18, 2019, Origins unknown.

* cited by examiner

Primary Examiner — Keli L Hill
Assistant Examiner — Harold E Blackwell, II
(74) *Attorney, Agent, or Firm* — Hayes Soloway P.C.

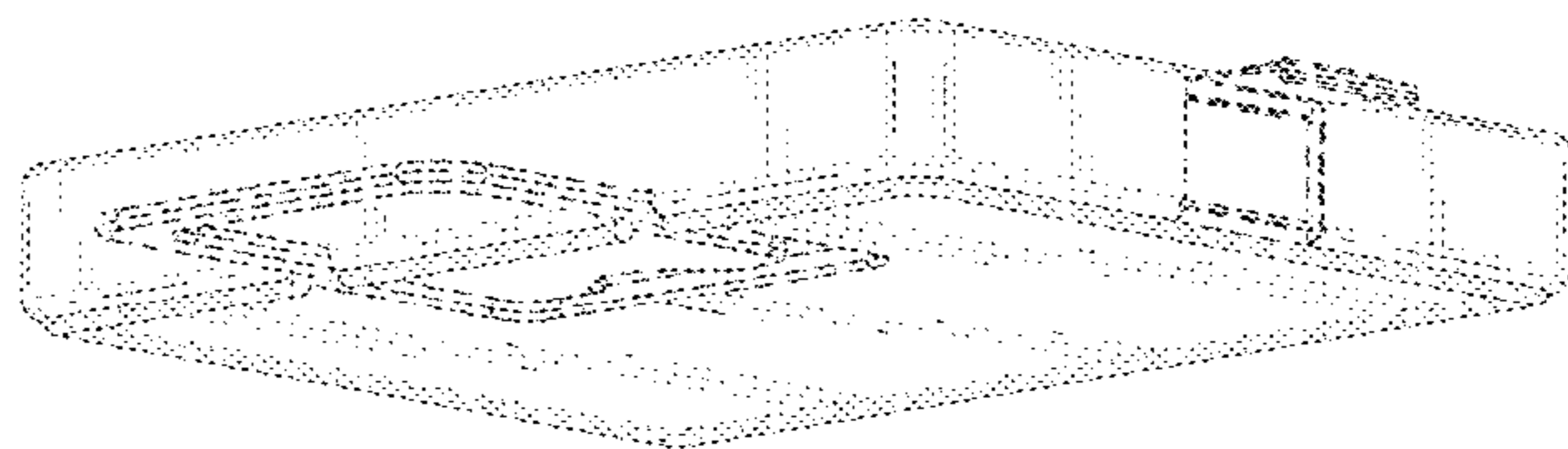
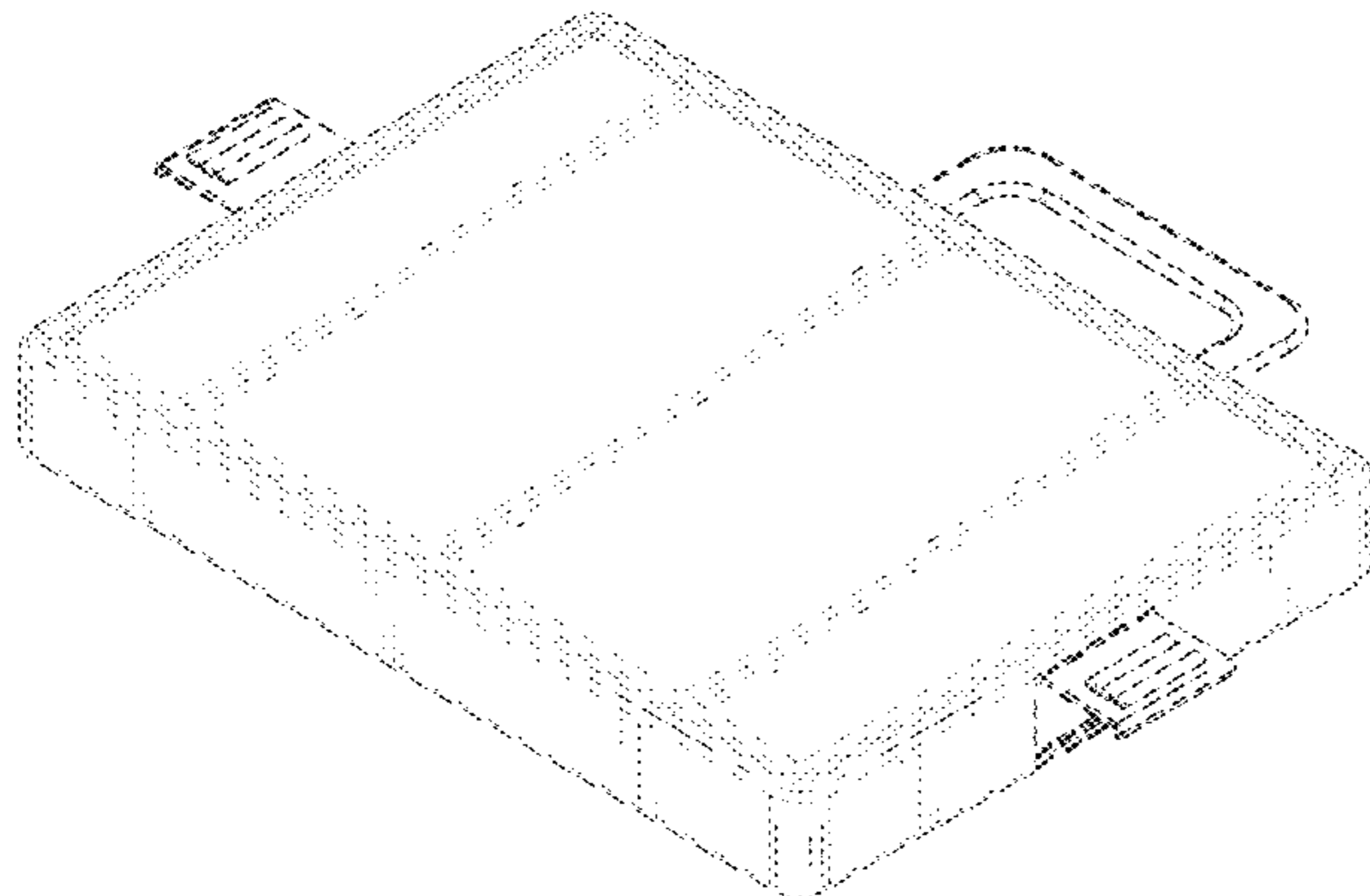
(57) **CLAIM**

I claim the ornamental design for stackable tool sorter, as shown and described.

DESCRIPTION

FIG. 1 is a top perspective view of a stackable tool sorter; FIG. 2 is a front view thereof; FIG. 3 is a rear view thereof; FIG. 4 is a top view thereof; FIG. 5 is a bottom view thereof; FIG. 6 is a right view thereof; FIG. 7 is a left view thereof; and, FIG. 8 is a bottom perspective view thereof. The broken lines in the drawings illustrate portions of a stackable tool sorter which form no part of the claimed design.

1 Claim, 8 Drawing Sheets



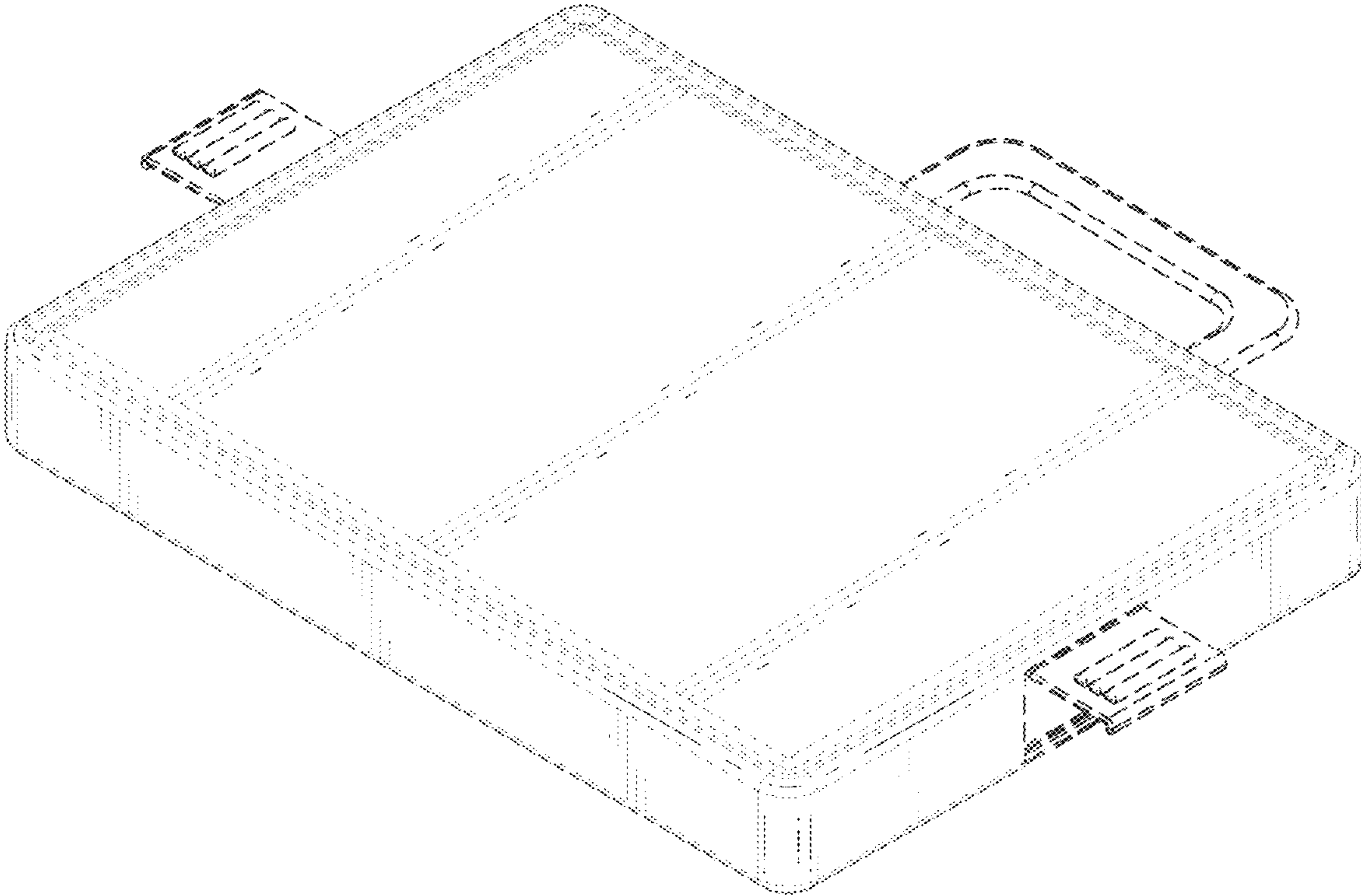


FIG. 1

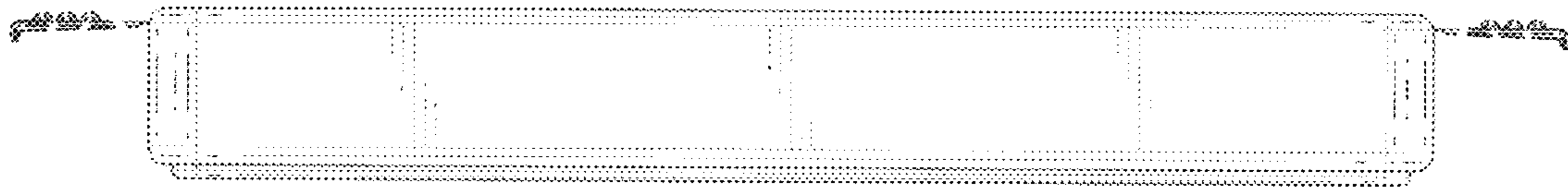


FIG. 2




FIG. 3

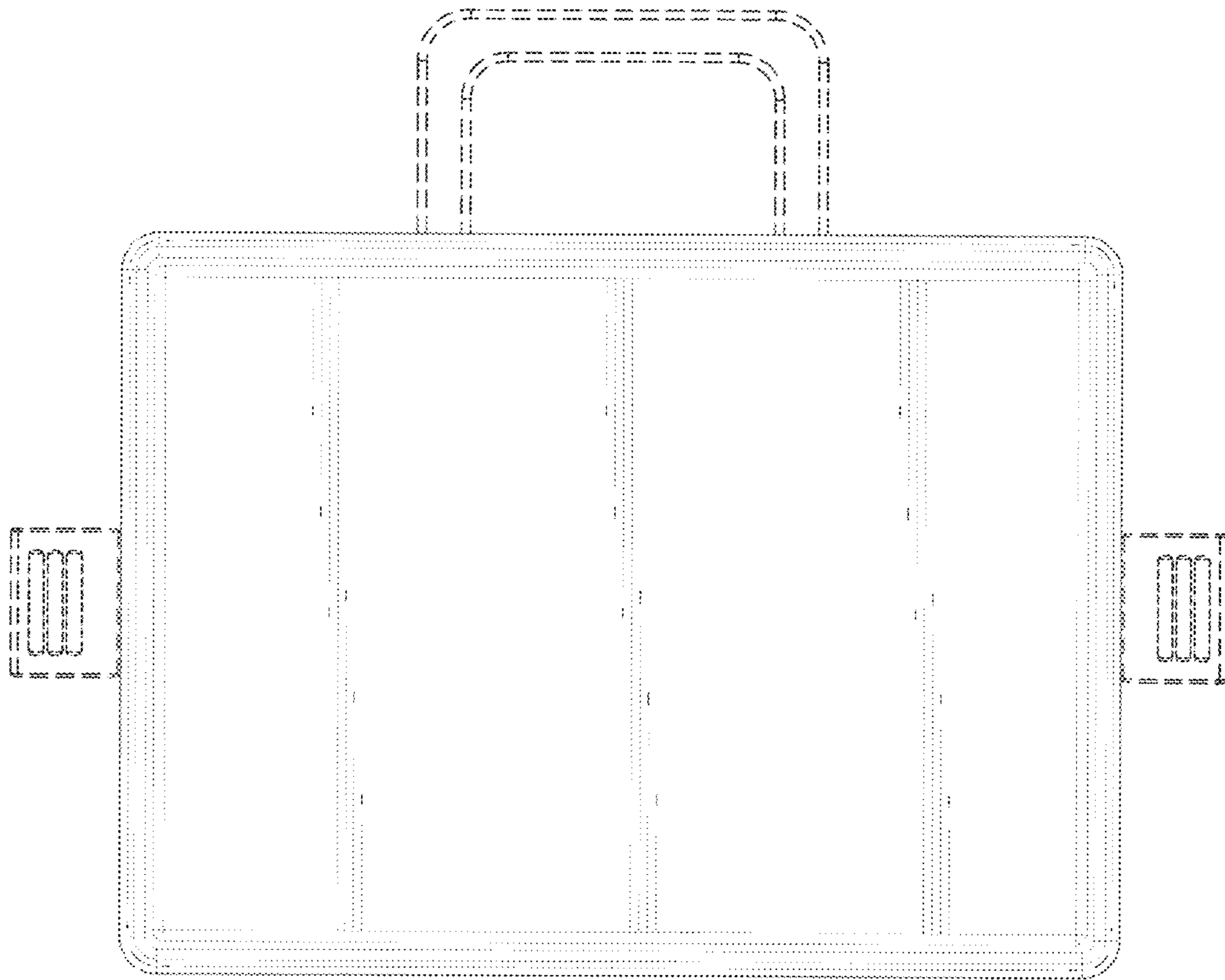


FIG. 4

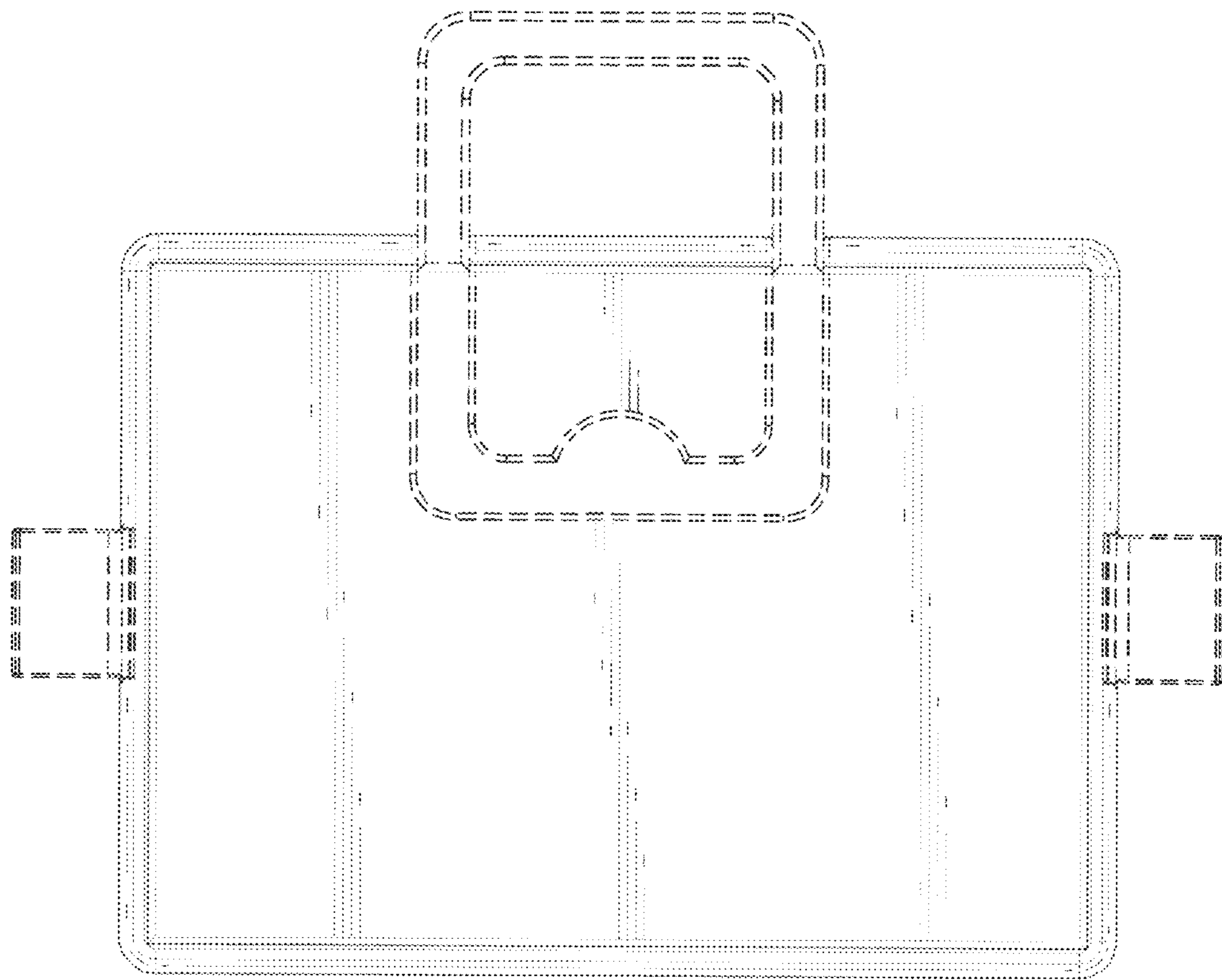


FIG. 5




FIG. 6

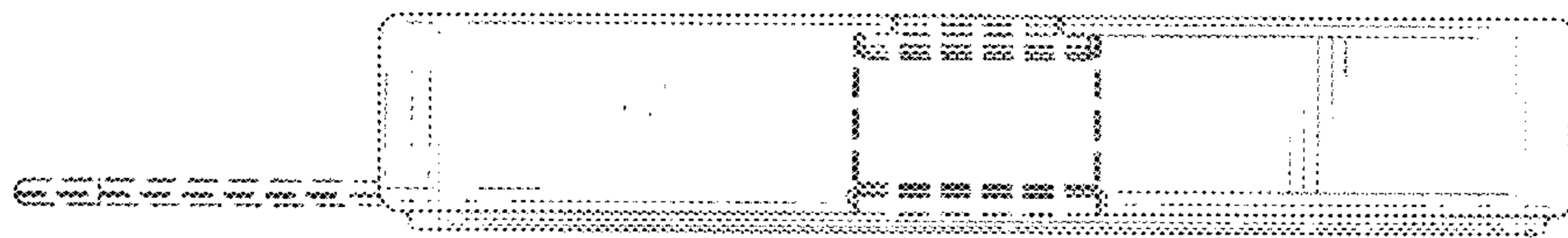


FIG. 7

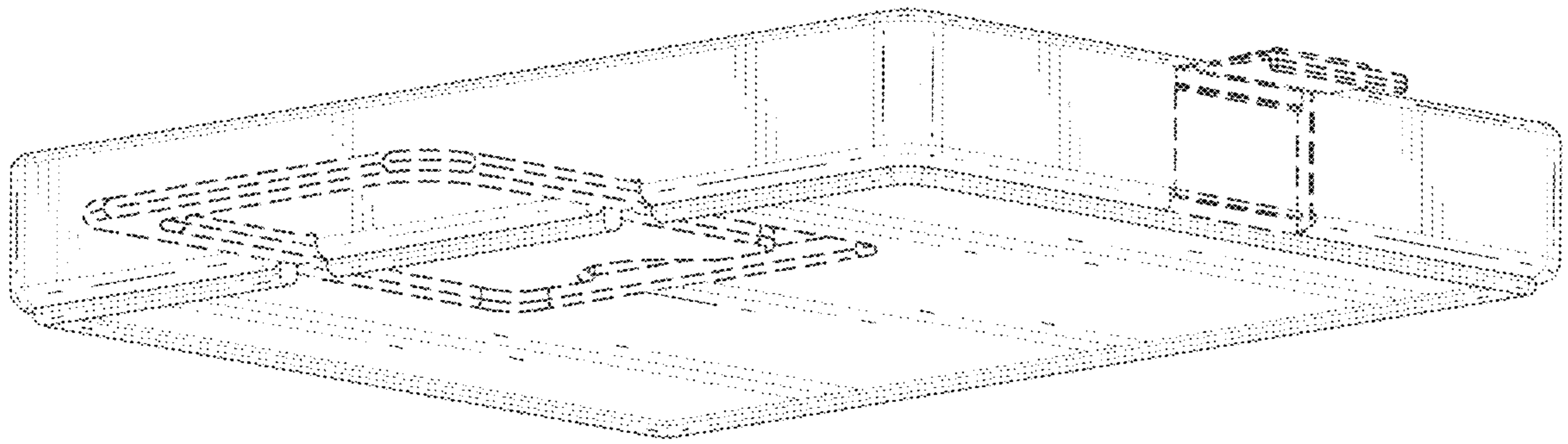


FIG. 8