



US00D913761S

(12) **United States Design Patent**  
**Young**

(10) **Patent No.:** **US D913,761 S**

(45) **Date of Patent:** **\*\* Mar. 23, 2021**

(54) **OPENER**

(71) Applicant: **David A. Young**, Phoenix, AZ (US)

(72) Inventor: **David A. Young**, Phoenix, AZ (US)

(\*\*) Term: **15 Years**

(21) Appl. No.: **29/686,162**

(22) Filed: **Apr. 2, 2019**

(51) **LOC (13) Cl.** ..... **07-99**

(52) **U.S. Cl.**  
USPC ..... **D8/18**

(58) **Field of Classification Search**  
USPC ..... D8/18, 33-43, 88, 89, 347  
CPC .... B67B 7/00; B67B 7/02; B67B 7/12; B67B  
7/14; B67B 7/16; B67B 7/162; B67B  
7/18; B67B 7/20; B67B 7/40; B67B 7/44  
See application file for complete search history.

(56) **References Cited**

U.S. PATENT DOCUMENTS

D42,094	S	*	1/1912	Stone	.....	D8/347
1,707,642	A	*	4/1929	Segal	.....	E05B 19/00 70/406
1,963,006	A		6/1934	Week		
1,963,007	A		6/1934	Week		
2,649,990	A		8/1953	Lyle		
D200,252	S	*	2/1965	Brown	.....	D8/18
3,427,833	A	*	2/1969	Lempke	.....	E05B 19/04 70/408
3,854,282	A	*	12/1974	Mazel	.....	B21L 21/00 59/7
D308,620	S		6/1990	Baca		
D311,980	S	*	11/1990	Baker	.....	D3/210
D331,301	S	*	11/1992	Say, Jr.	.....	D32/46
D339,047	S	*	9/1993	Henderson	.....	D8/19
5,267,494	A	*	12/1993	Waluda	.....	E05B 19/00 81/3.09
D389,624	S	*	1/1998	Drimmie	.....	D3/210

D433,922	S	*	11/2000	Hatada	.....	D8/347
D454,058	S	*	3/2002	Davis	.....	D8/347
6,681,608	B1		1/2004	Hope, III		
D505,846	S	*	6/2005	Toma	.....	D8/38
D528,880	S	*	9/2006	Belflower	.....	D8/16
D537,705	S	*	3/2007	Evans	.....	D8/347
D622,115	S	*	8/2010	Smith	.....	D8/18
D689,759	S	*	9/2013	Roberts, III	.....	D8/347
D700,613	S	*	3/2014	Wong	.....	D14/447
D734,536	S	*	7/2015	Sheynin	.....	D27/192
D748,968	S	*	2/2016	Morell	.....	D8/348
D889,240	S	*	7/2020	Liang	.....	D8/100
2008/0173136	A1		7/2008	Kim		
2008/0289115	A1		11/2008	Price		

\* cited by examiner

*Primary Examiner* — Elizabeth A. Albert

(74) *Attorney, Agent, or Firm* — Mark V. Loen

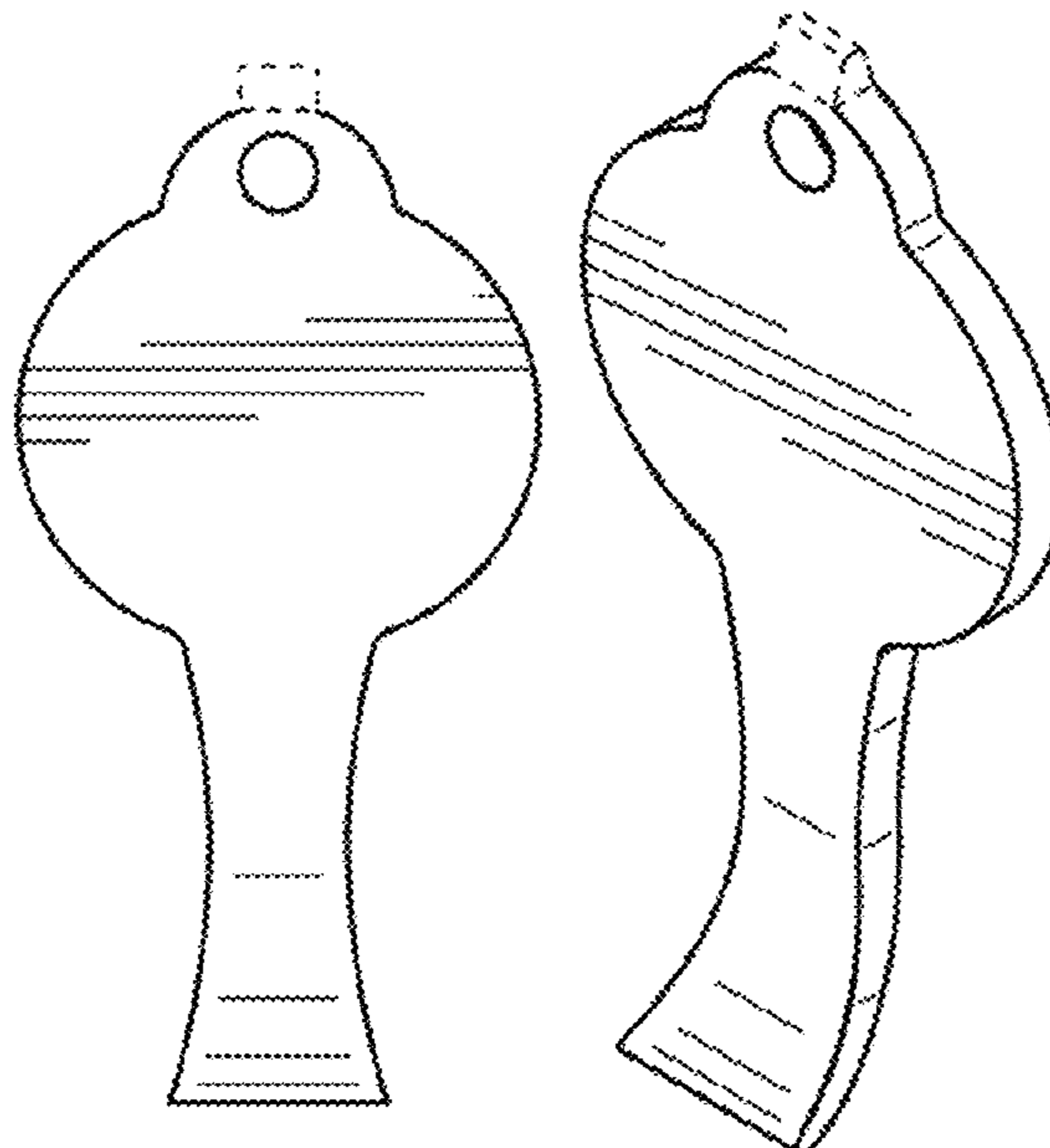
(57) **CLAIM**

The ornamental design for an opener, as shown and described.

**DESCRIPTION**

FIG. 1 is a front view of an opener;  
FIG. 2 is a right side view thereof, the left side view being a mirror image;  
FIG. 3 is a top edge view thereof;  
FIG. 4 is a lower edge view thereof;  
FIG. 5 is a back view thereof;  
FIG. 6 is an isometric view thereof;  
FIG. 7 showing the opener in a condition of use; and,  
FIG. 8 is showing the opener in a condition of use.  
The broken lines in the drawings are included to show unclaimed features and articles that form no part of the claimed design.

**1 Claim, 4 Drawing Sheets**



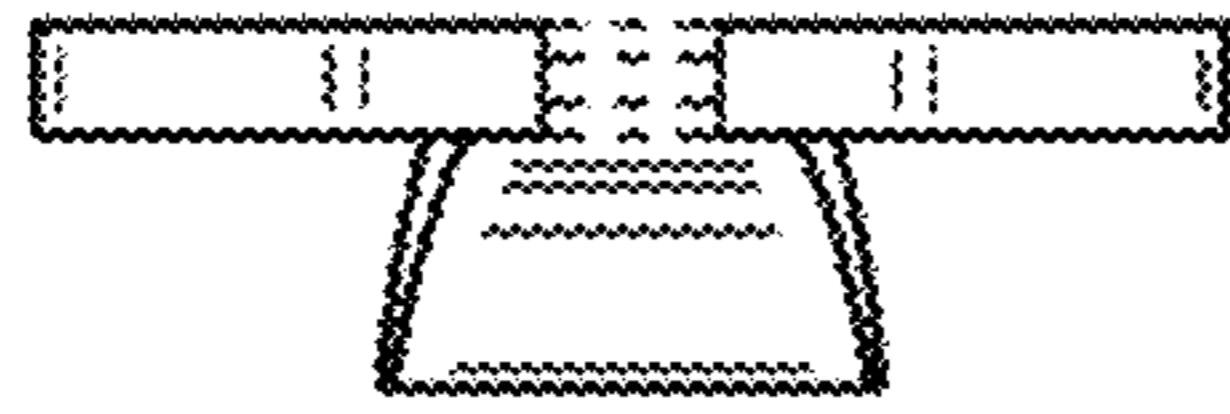


Fig. 3

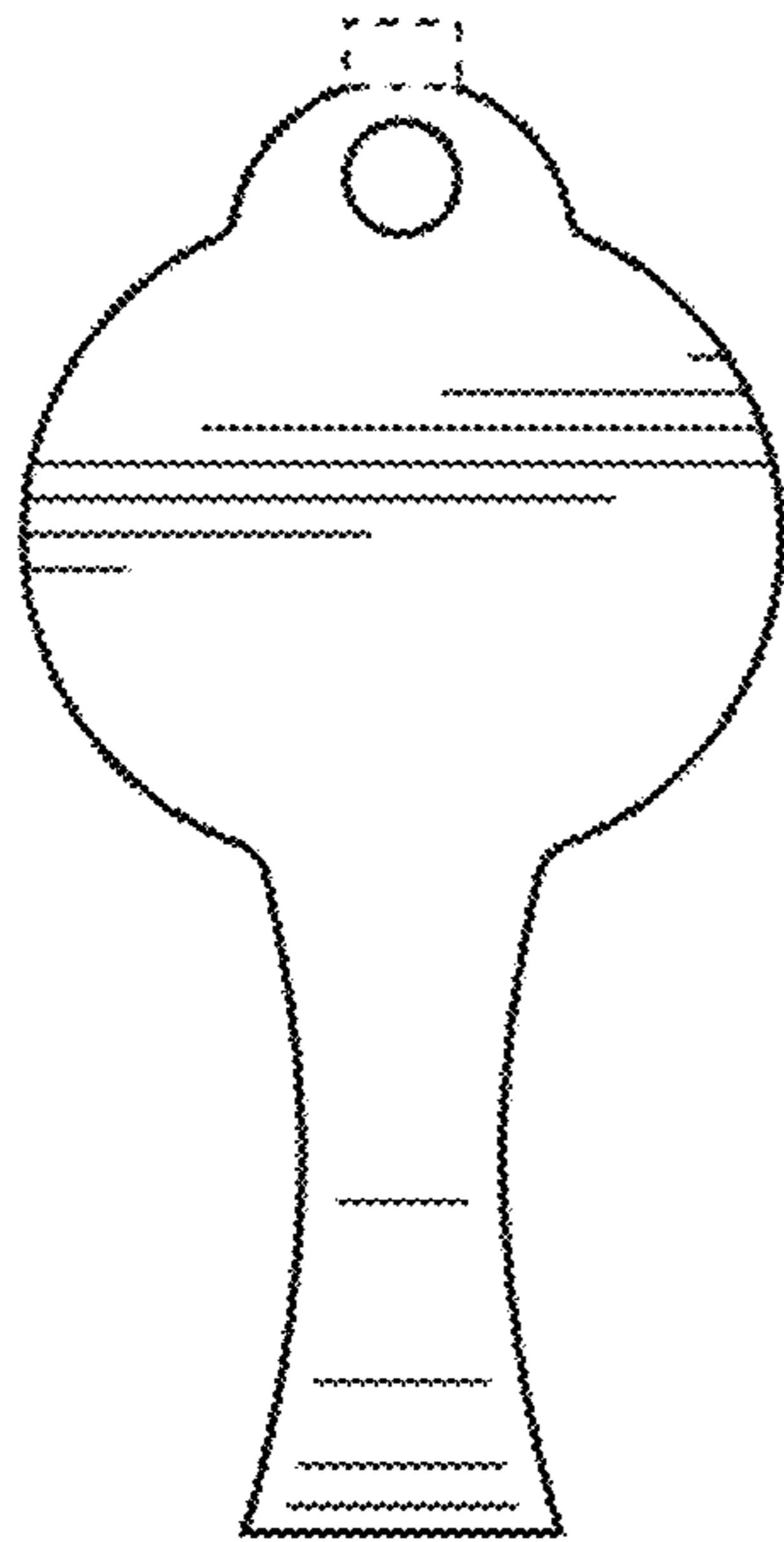


Fig. 1



Fig. 2



Fig. 4

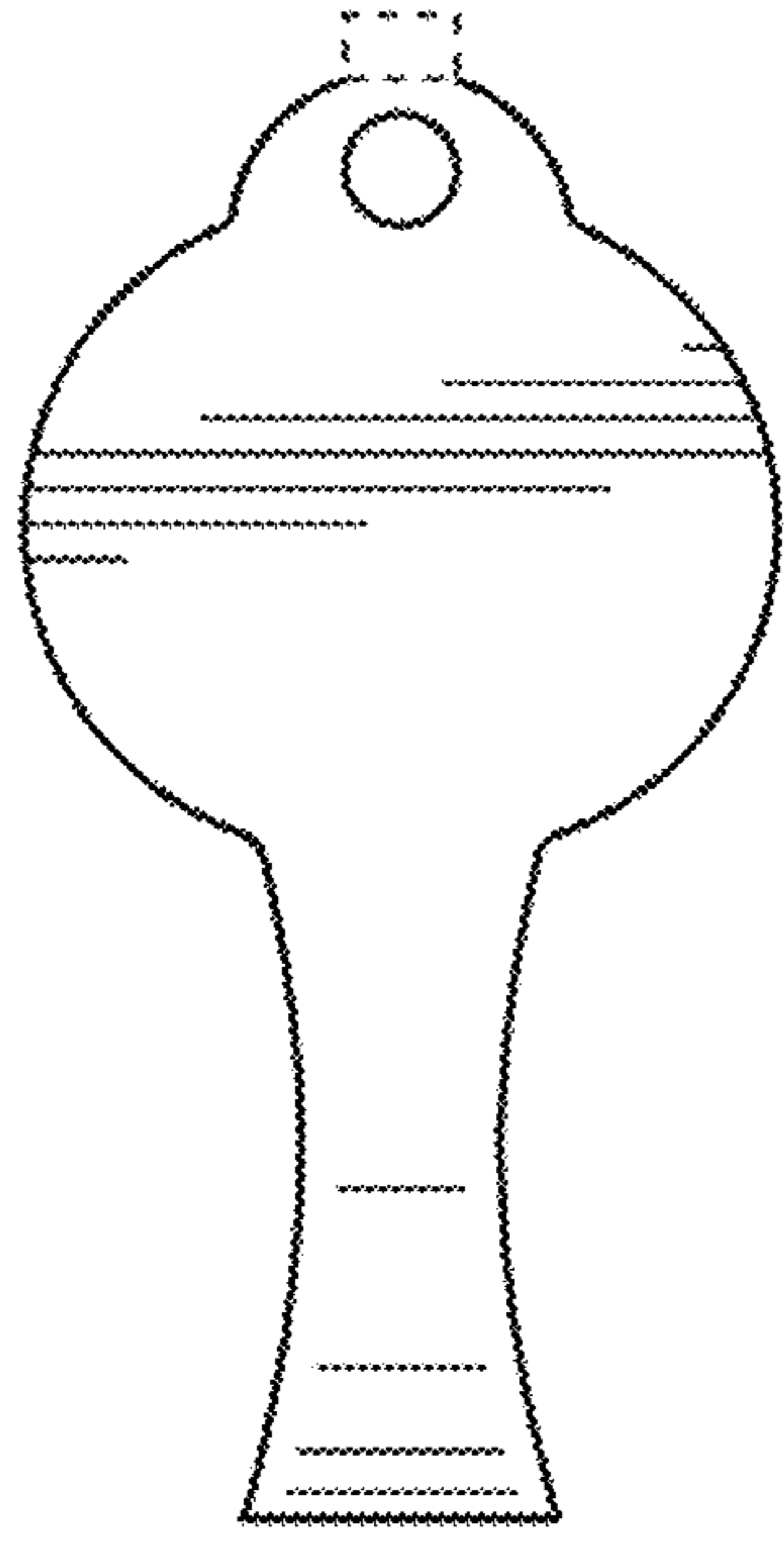


Fig. 5

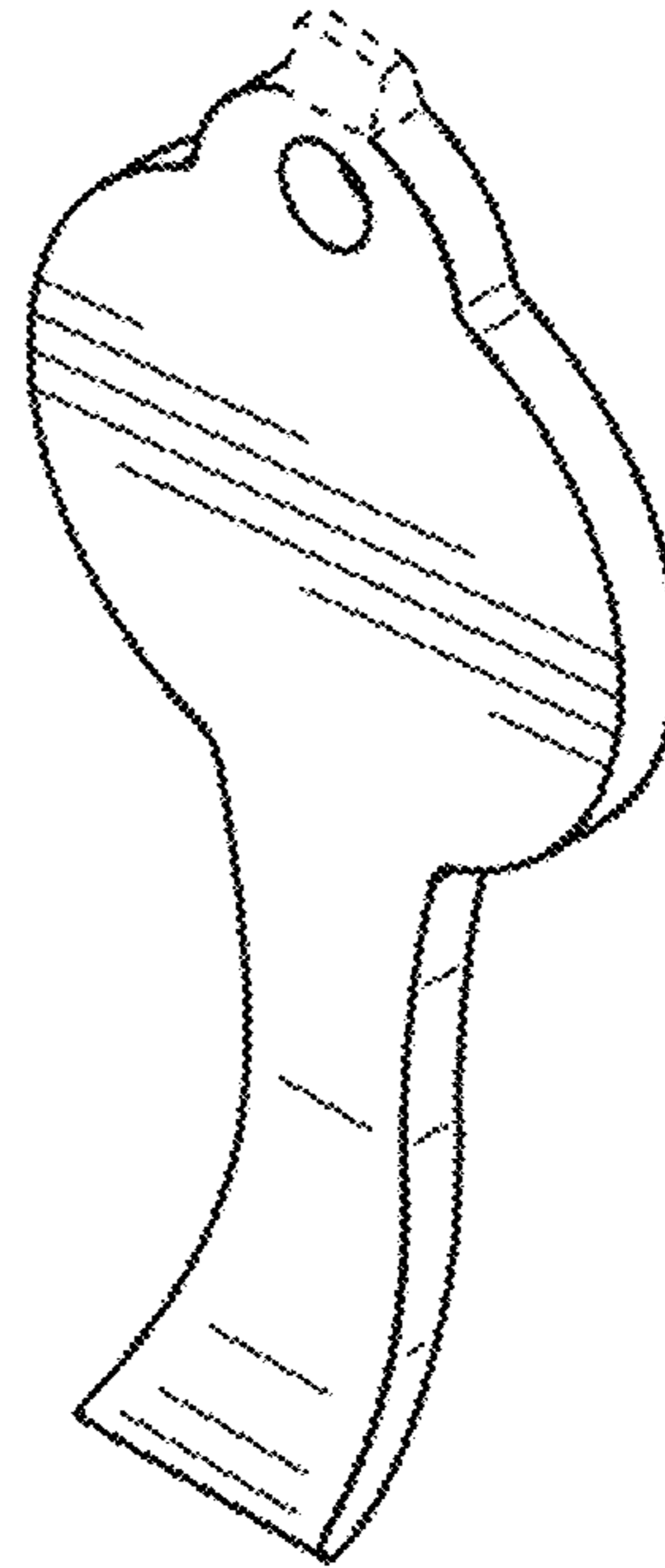
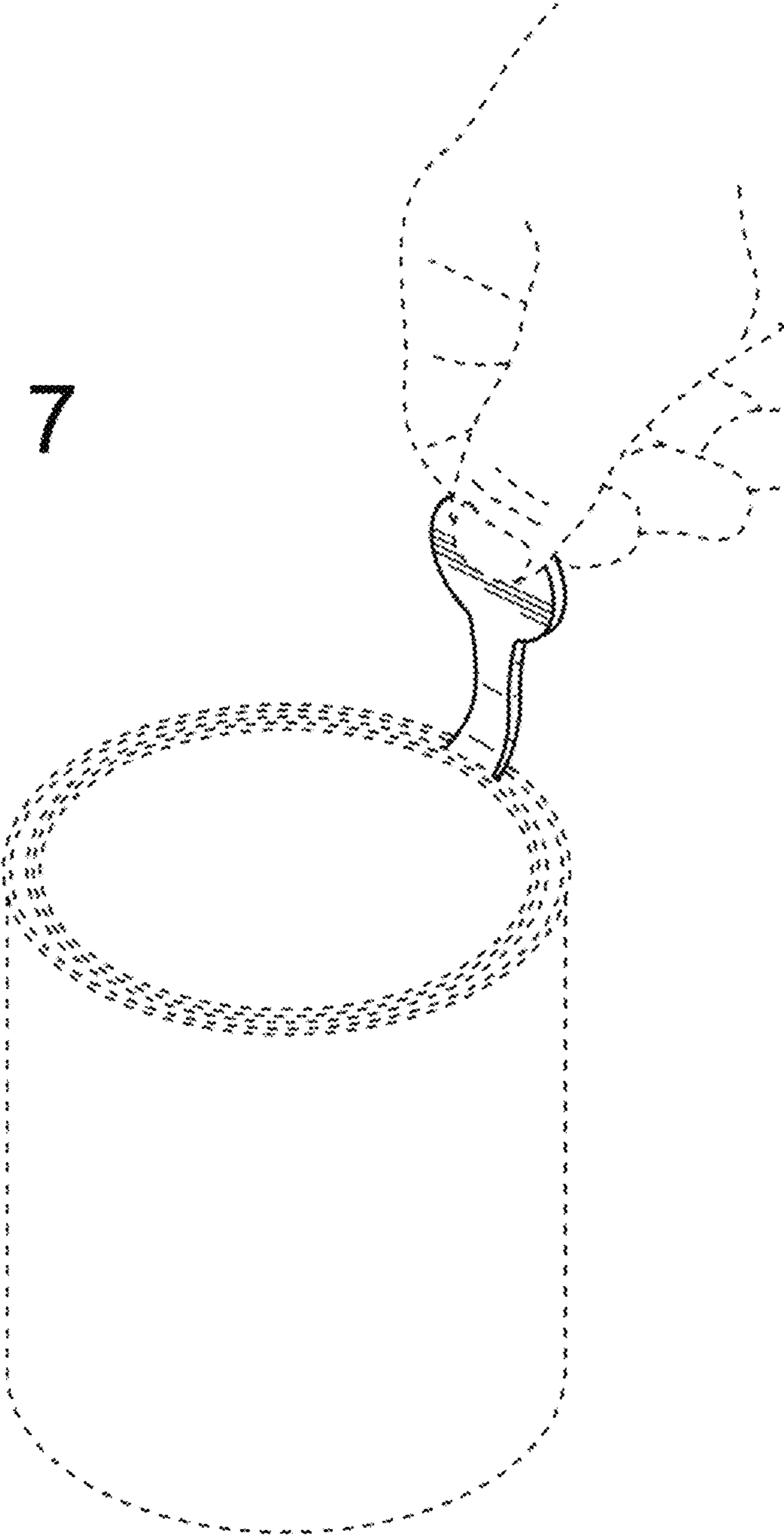


Fig. 6

Fig. 7



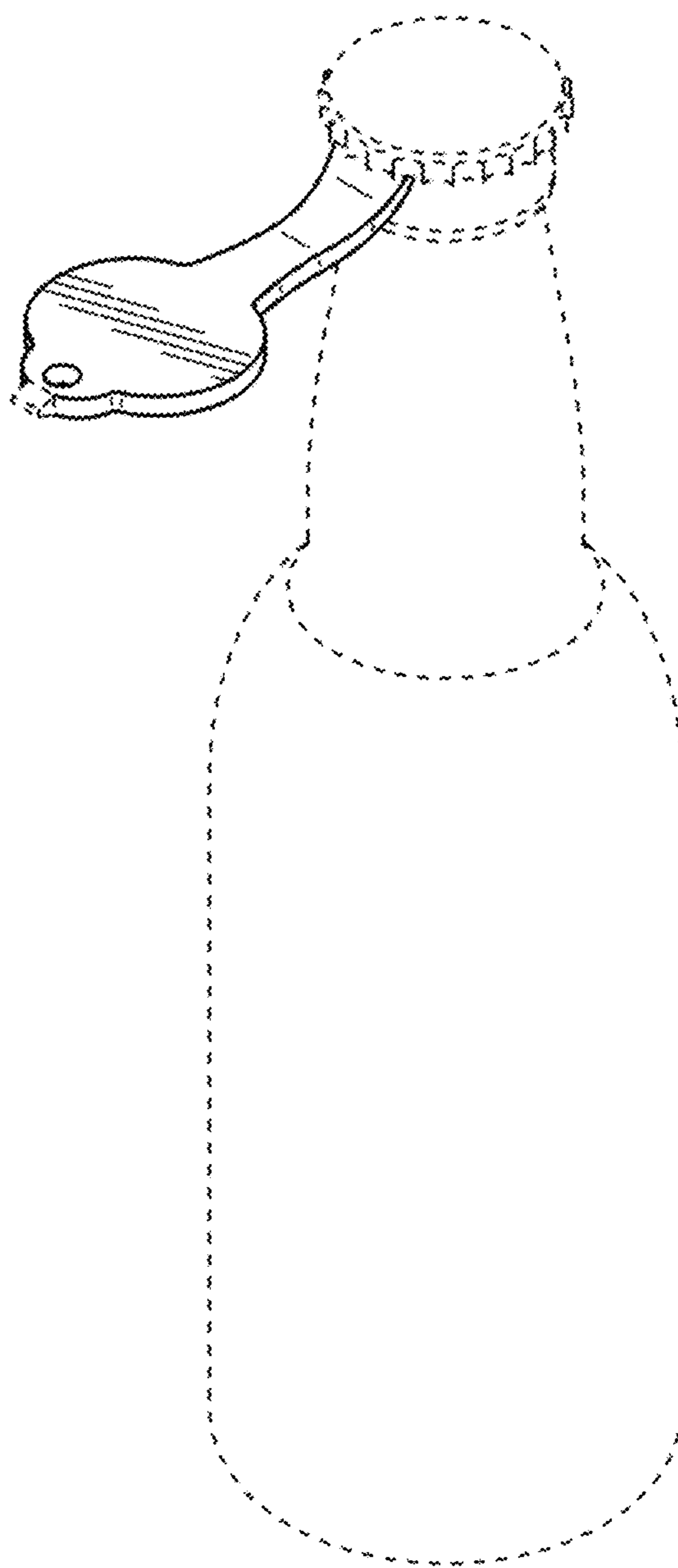


Fig. 8