



US00D913752S

(12) **United States Design Patent**
Zalewski

(10) **Patent No.:** **US D913,752 S**

(45) **Date of Patent:** **** *Mar. 23, 2021**

(54) **BAGEL PLATE**

(71) Applicant: **Mark J. Zalewski**, Coral Springs, FL
(US)

(72) Inventor: **Mark J. Zalewski**, Coral Springs, FL
(US)

(*) Notice: This patent is subject to a terminal disclaimer.

(**) Term: **14 Years**

(21) Appl. No.: **29/516,195**

(22) Filed: **Jan. 30, 2015**

Related U.S. Application Data

(62) Division of application No. 29/481,039, filed on Jan. 31, 2014, now Pat. No. Des. 750,940.

(51) **LOC (13) Cl.** **07-01**

(52) **U.S. Cl.**
USPC **D7/587; D7/555**

(58) **Field of Classification Search**
USPC D7/543, 545-546, 549, 550.1, 551.1, D7/553.1-553.8, 555, 558, 560, 571, D7/584-588, 601-602, 610-614, 360, D7/554.1-554.4, 564-565, 354, 505; 220/574-575; D9/737; D30/129, 130
CPC . A47G 19/02-08; A47G 21/14; A47G 21/145
See application file for complete search history.

(56) **References Cited**

U.S. PATENT DOCUMENTS

D34,920 S 8/1901 Beisel
D115,946 S 8/1939 Wiley
2,531,671 A 11/1950 Dahl
D169,003 S 3/1953 Keegan

D248,208 S 6/1978 Miller
D320,552 S 10/1991 Chanel
D363,416 S 10/1995 Laib
D426,751 S 6/2000 Obra
D484,364 S 12/2003 Bailey et al.
D505,833 S 6/2005 Aheam
D713,208 S 9/2014 Clark
D699,076 S 12/2014 Harris et al.
D721,543 S * 1/2015 Min D7/553.1
D724,276 S * 3/2015 Zelinger D30/130
D731,849 S * 6/2015 Arregui Letamendi D7/354
D737,633 S * 9/2015 Breton D7/553.6
D745,326 S * 12/2015 Klar D7/555
D745,807 S * 12/2015 Harris D7/553.2
D745,808 S * 12/2015 Magri D7/555
D750,930 S * 3/2016 Boen D7/354
D750,940 S * 3/2016 Zalewski D7/555
D758,675 S * 6/2016 Breit D30/130
D766,664 S * 9/2016 Wilson D7/553.2
D770,856 S * 11/2016 Li D7/553.2

(Continued)

Primary Examiner — Brett Miller

(74) *Attorney, Agent, or Firm* — Robert C. Kain

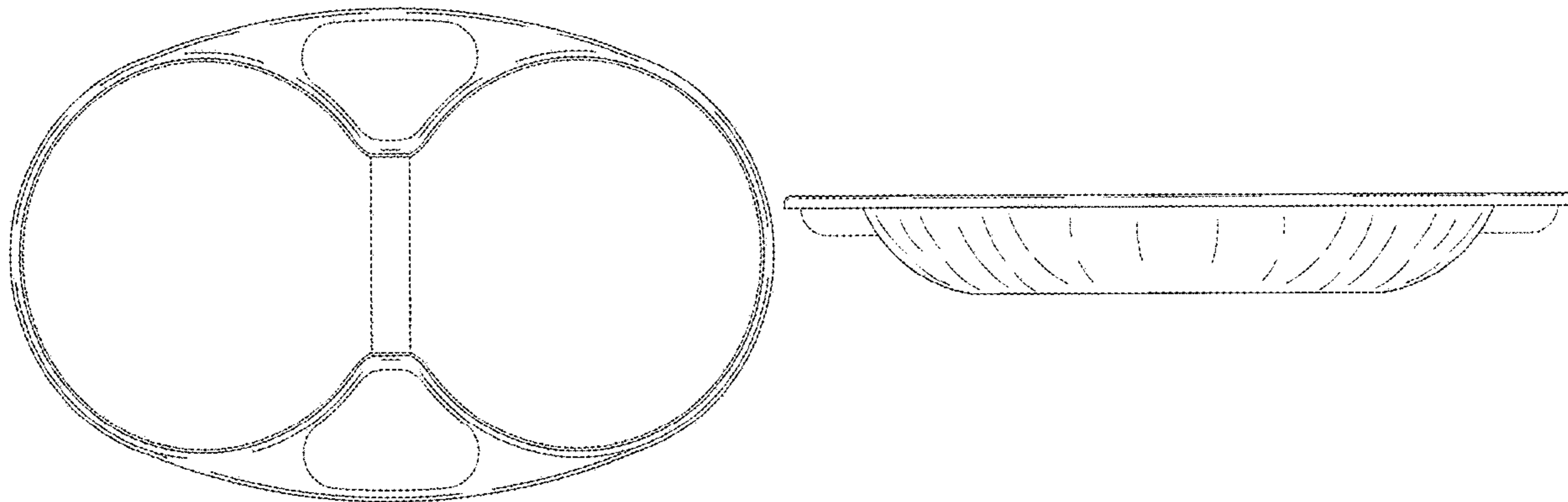
(57) **CLAIM**

I claim the ornamental design for the bagel plate, as shown and described.

DESCRIPTION

FIG. 1 is a top view of a bagel plate.
FIG. 2 is a bottom view of the bagel plate shown in FIG. 1.
FIG. 3 is a right side view of the bagel plate shown in FIG. 1 (the left side view being a mirror image of the right side view); and,
FIG. 4 is a front view of the bagel plate shown in FIG. 1 (the back being a mirror image of the front view).
The broken lines depict portions of the bagel plate forming no part of the claim. The dash-dot broken lines depict boundaries of the claimed design and form no part thereof.

1 Claim, 4 Drawing Sheets



(56)

References Cited

U.S. PATENT DOCUMENTS

2016/0073805 A1* 3/2016 Laurain A47G 19/10
220/575
2016/0316945 A1* 11/2016 Sarantis A47G 19/03
2016/0338517 A1* 11/2016 Snowden A47G 19/08

* cited by examiner

FIG. 1

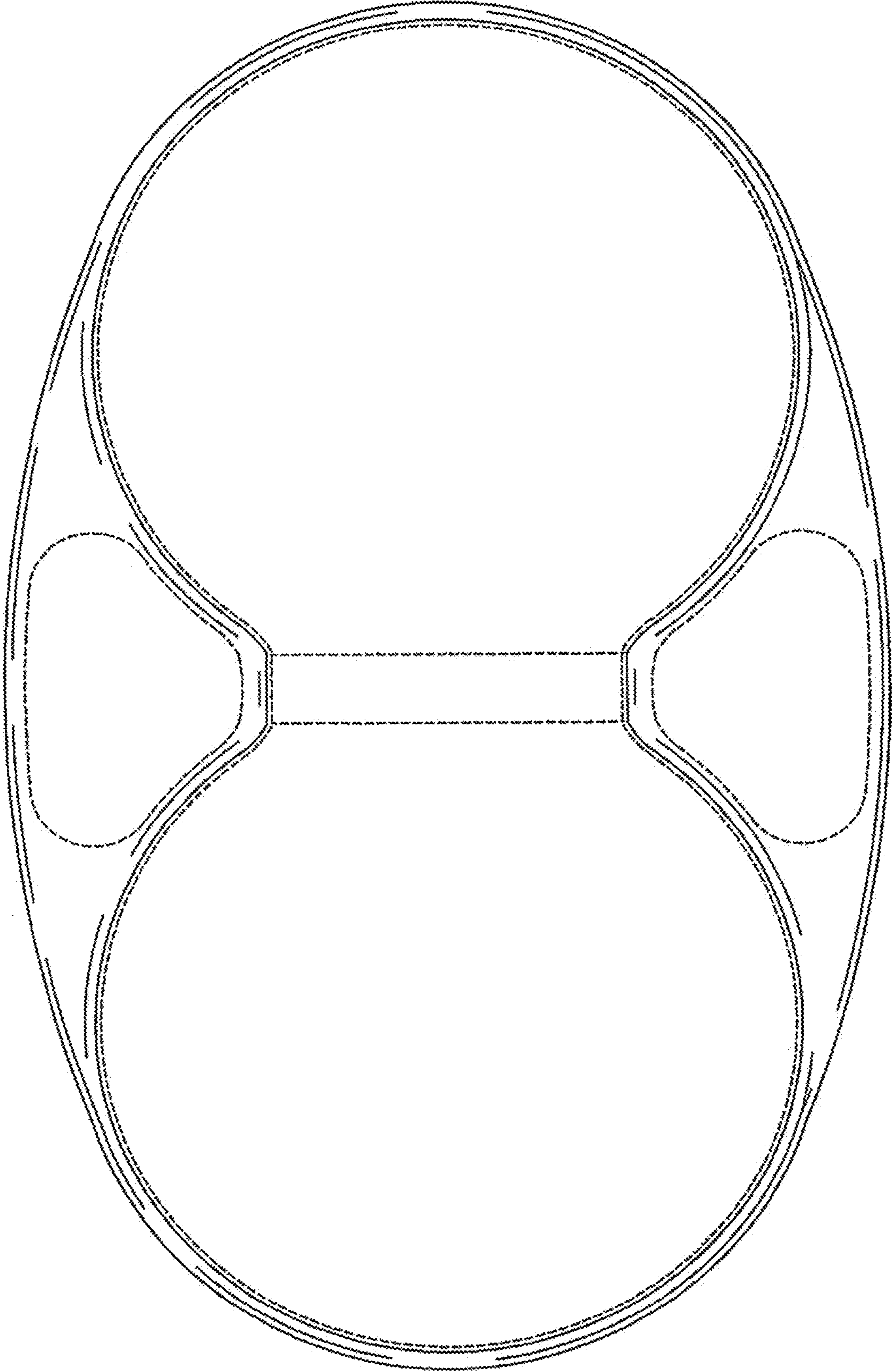


FIG. 2

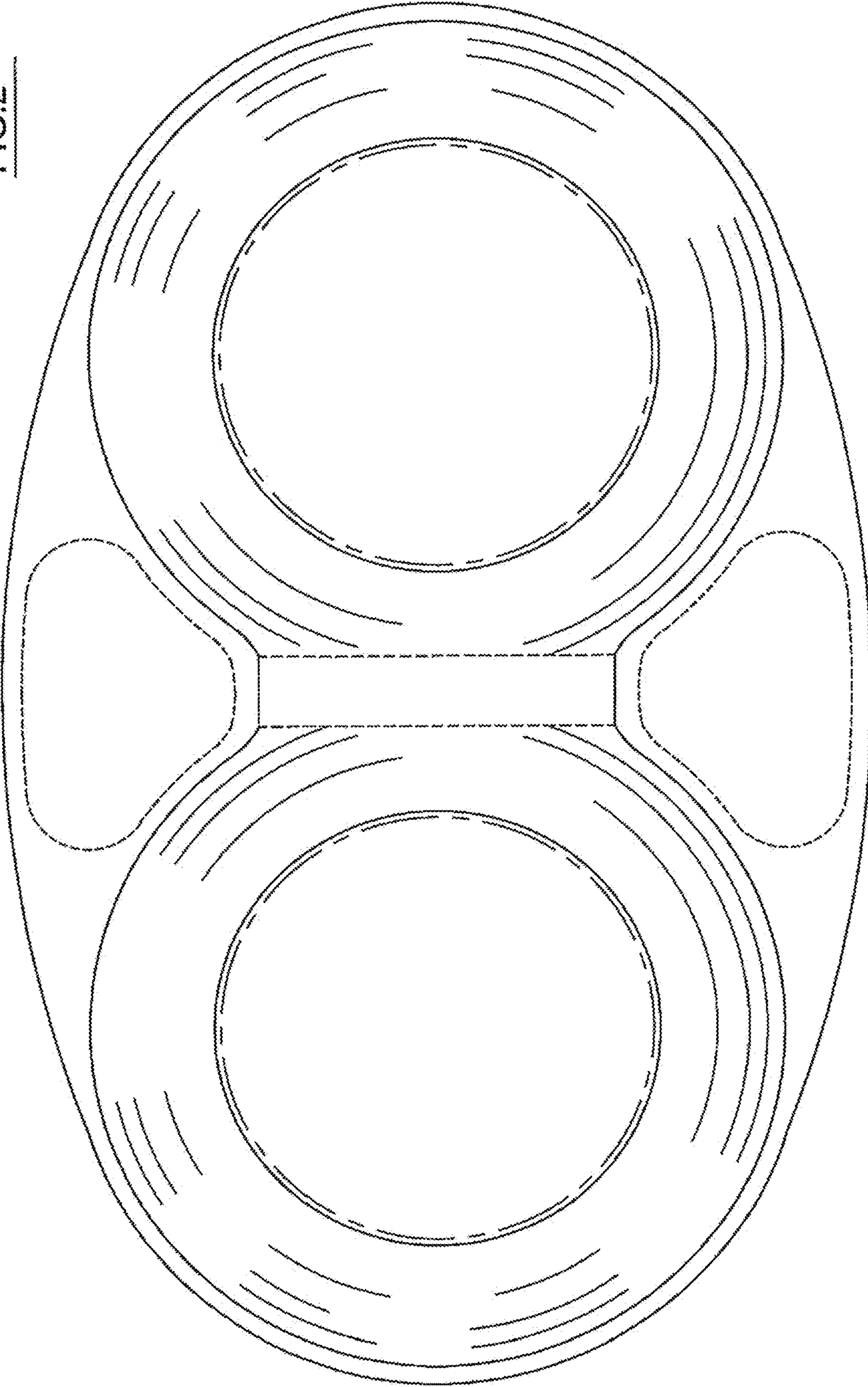


FIG. 3




FIG. 4

