



US00D913751S

(12) **United States Design Patent**
Passot

(10) **Patent No.:** **US D913,751 S**
(45) **Date of Patent:** **** Mar. 23, 2021**

- (54) **TEXTURED TRAY**
- (71) Applicant: **REVOL PORCELAIN SA**, Saint Uze (FR)
- (72) Inventor: **Olivier Passot**, Saint Uze (FR)
- (73) Assignee: **REVOL PORCELAIN S.A.**, Saint Uze (FR)
- (**) Term: **15 Years**

2,757,478 A * 8/1956 Borland A47G 23/0303
248/346.11
D271,557 S * 11/1983 Schwarzli D7/363
D377,294 S * 1/1997 Brady D30/161
(Continued)

Primary Examiner — Kelley A Donnelly
(74) *Attorney, Agent, or Firm* — FisherBroyles, LLP;
Jason M. Pass

(57) **CLAIM**

I claim the ornamental design for a textured tray, as shown and described.

DESCRIPTION

The patent or application file contains at least one drawing executed in color. Copies of this patent or patent application publication with the color drawing(s) will be provided by the Office upon request and payment of the necessary fee.

FIG. 1 is a left side perspective view of a textured tray; FIG. 2 is a top view of the textured tray of FIG. 1; FIG. 3 is rear side view of the textured tray of FIG. 1; FIG. 4 is right side view of the textured tray of FIG. 1; FIG. 5 is a left side perspective view of a second embodiment of the textured tray; FIG. 6 is a top view of the textured tray of FIG. 5; FIG. 7 is a rear side view of the textured tray of FIG. 5; FIG. 8 is a right side view of the textured tray of FIG. 5; FIG. 9 is a left side perspective view of a third embodiment of the textured tray; FIG. 10 is a top view of the textured tray of FIG. 9; FIG. 11 is a rear side view of the textured tray of FIG. 9; FIG. 12 is a right side view of the textured tray of FIG. 9; FIG. 13 is a left side perspective view of a fourth embodiment of the textured tray; FIG. 14 is a top view of the textured tray of FIG. 13; FIG. 15 is a rear side view of the textured tray of FIG. 13; and, FIG. 16 is a right side view of the textured tray of FIG. 13. The bottom of the textured tray is flat and unornamented.


- (21) Appl. No.: **29/665,485**
- (22) Filed: **Oct. 3, 2018**
- (30) **Foreign Application Priority Data**
Apr. 4, 2018 (EM) 005185022
- (51) **LOC (13) Cl.** **07-01**
- (52) **U.S. Cl.**
USPC **D7/554.3**
- (58) **Field of Classification Search**
USPC D7/550.1, 553.2, 554.3, 601–602,
D7/609–610, 612, 629; D3/304, 307,
D3/308, 314, 315
CPC A47G 19/02; A47G 19/06; A47G 23/06;
A47G 19/30; A47G 21/08; A47G
23/0608; B65D 1/34; B65D 1/00; B65D
5/00; B65D 5/42; B65D 9/00
See application file for complete search history.

(56) **References Cited**

U.S. PATENT DOCUMENTS

- D22,215 S * 2/1893 Rees D7/554.3
- 2,137,477 A * 11/1938 De Haven B44D 3/02
434/98
- D161,205 S * 12/1950 Raleigh D7/551.1

1 Claim, 12 Drawing Sheets
(12 of 12 Drawing Sheet(s) Filed in Color)



(56)

References Cited

U.S. PATENT DOCUMENTS

D724,273 S *	3/2015	Diskin	D30/118
D732,196 S *	6/2015	Price	D25/113
D767,340 S *	9/2016	Lau	D7/554.3
D775,900 S *	1/2017	Dornic	D7/554.3
D858,207 S *	9/2019	Chiang	D7/554.3

* cited by examiner



FIG. 1




FIG. 2




FIG. 3




FIG. 4




FIG. 5




FIG. 6




FIG. 7




FIG. 8



FIG. 9




FIG. 10




FIG. 11




FIG. 12



FIG. 13




FIG. 14




FIG. 15




FIG. 16