



US00D913735S

(12) **United States Design Patent**  
**Lin**

(10) **Patent No.:** **US D913,735 S**  
(45) **Date of Patent:** **\*\* Mar. 23, 2021**

(54) **FURNITURE ITEM WITH ORNAMENTAL SURFACE**

(71) Applicant: **Dongguan Shichang Metals Factory Ltd., Dongguan (CN)**

(72) Inventor: **Chen-Kang Lin, DongGuan (CN)**

(73) Assignee: **Dongguan Shichang Metals Factory Ltd., Dongguan (CN)**

(\*\*) Term: **15 Years**

(21) Appl. No.: **29/684,353**

(22) Filed: **Mar. 20, 2019**

(51) **LOC (13) Cl.** ..... **06-06**

(52) **U.S. Cl.**  
USPC ..... **D6/702; D9/757**

(58) **Field of Classification Search**  
USPC ..... D5/53, 58, 63, 99; D6/369, 668, 672, D6/677, 685, 686, 687, 689, 692, D6/692.1–692.6, 696, 698, 702, 703.1, D6/707.18, 707.2, 708, 708.15, 708.17, D6/708.2, 708.23; D9/424, 434, 456, D9/756, 757, 758, 759, 760; D25/106, D25/109, 115, 117, 136, 138, 143, 144, D25/148, 155, 157, 158, 160, 161, 162, D25/163  
CPC ..... A47B 7/00; A47B 11/00; A47B 13/12; A47B 3/08; A47B 3/0803; A47B 49/004; A47B 13/023; A47B 2013/024; A47B 2013/025; A47B 2013/026; A47B 2013/027; A47B 13/086

See application file for complete search history.

(56) **References Cited**

**U.S. PATENT DOCUMENTS**

2,990,094 A 6/1961 Reifers  
D198,145 S 5/1964 Randall  
D198,146 S 5/1964 Randall

3,420,395 A \* 1/1969 Boyd ..... B65D 85/322 217/26.5  
D305,405 S 1/1990 Wilkinson  
D438,792 S 3/2001 Pero et al.  
D447,684 S 9/2001 Hogman  
D465,417 S 11/2002 Apps  
D514,452 S 2/2006 Enriquez  
D606,415 S 12/2009 Lavigne et al.  
D632,977 S 2/2011 Dijkstra et al.  
D717,475 S \* 11/2014 Cufer ..... D25/155  
D735,585 S 8/2015 Tayara  
9,617,060 B1 \* 4/2017 Hanna ..... B65D 25/02  
D793,252 S \* 8/2017 Prince ..... D9/755  
D804,324 S \* 12/2017 Tayara ..... D9/757  
D826,644 S \* 8/2018 Bergeron ..... D7/553.1  
D851,502 S 6/2019 Tayara

(Continued)

**FOREIGN PATENT DOCUMENTS**

WO 2014186921 A1 11/2014

**OTHER PUBLICATIONS**

Extended European Search Report for EP App. No. 19163365.0, dated Jul. 5, 2019, 9 pages.

*Primary Examiner* — Mary Ann Calabrese  
*Assistant Examiner* — Catherine Ho  
(74) *Attorney, Agent, or Firm* — Luedeka Neely Group P.C.

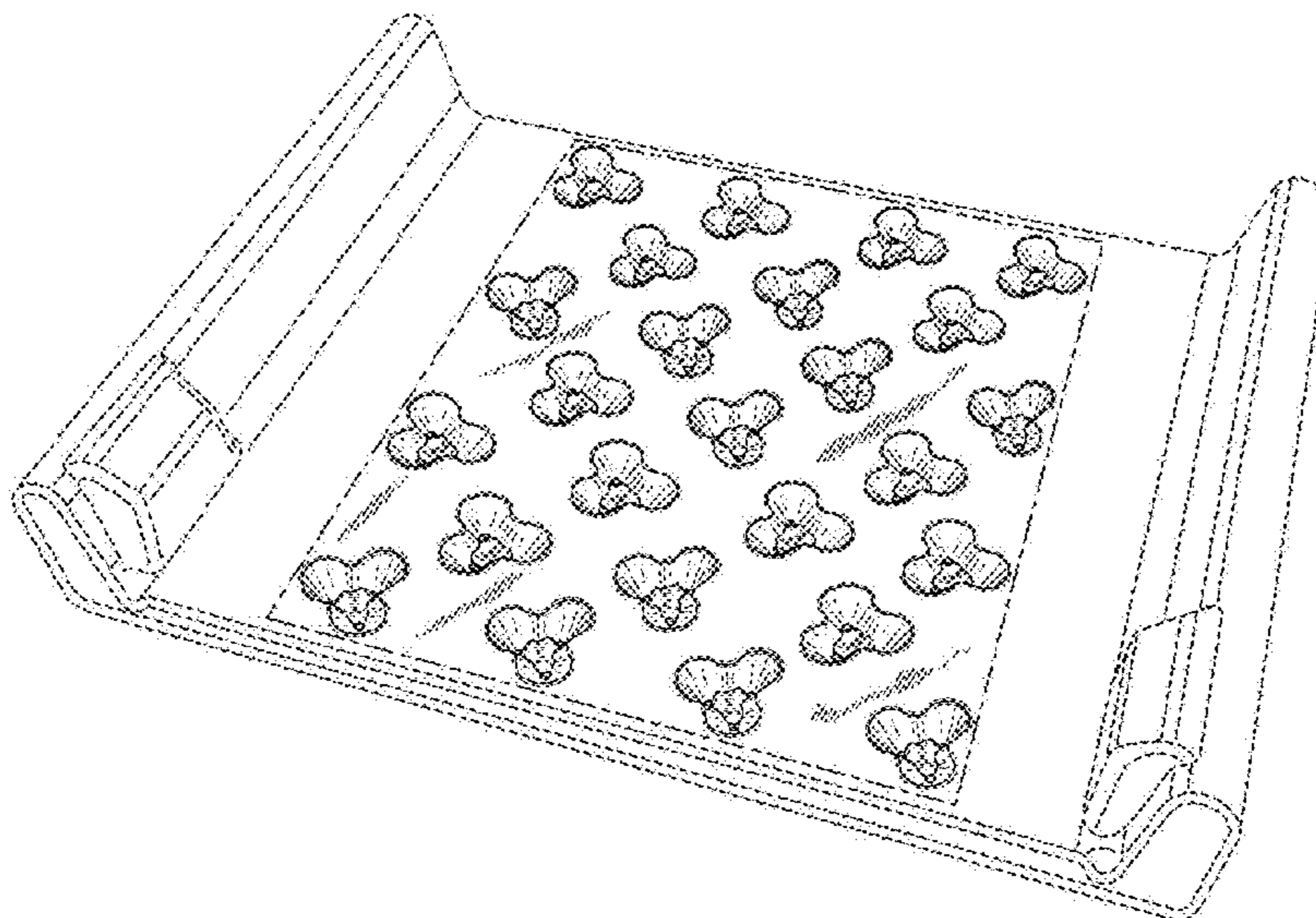
(57) **CLAIM**

I claim the ornamental design for a furniture item with ornamental surface, as shown and described.

**DESCRIPTION**

FIG. 1 is a side perspective view of a furniture item with ornamental surface, showing my new deign;  
FIG. 2 is an opposite side perspective view thereof;  
FIG. 3 is an alternate side perspective view thereof; and,  
FIG. 4 is a plan view thereof.

**1 Claim, 4 Drawing Sheets**



(56)

**References Cited**

## U.S. PATENT DOCUMENTS

D853,794 S \* 7/2019 Bergeron ..... D7/553.2  
D858,802 S \* 9/2019 Raab ..... D25/138  
D883,804 S \* 5/2020 Petrosian ..... D9/756  
D884,487 S \* 5/2020 Lin ..... D9/757  
D891,943 S \* 8/2020 He ..... D9/757  
2005/0167317 A1 \* 8/2005 Barrett ..... B65D 1/36  
206/557  
2006/0230989 A1 10/2006 Haney et al.  
2007/0138177 A1 \* 6/2007 Vovan ..... B65D 85/34  
220/230  
2007/0151892 A1 \* 7/2007 St-Onge ..... B65D 85/32  
206/521.1  
2008/0283437 A1 \* 11/2008 St-Onge ..... B65D 85/32  
206/521.1  
2010/0000448 A1 1/2010 Lin et al.  
2010/0187150 A1 \* 7/2010 Dijkstra ..... B65D 85/324  
206/521.1  
2011/0132791 A1 \* 6/2011 Dijkstra ..... B65D 85/324  
206/521.8  
2011/0303355 A1 12/2011 Sumi et al.  
2016/0046432 A1 \* 2/2016 Kuruvilla ..... B29C 51/32  
206/521.1  
2016/0257485 A1 \* 9/2016 Ramirez ..... B65D 43/16  
2017/0238698 A1 8/2017 Nye et al.  
2017/0307229 A1 \* 10/2017 Larson ..... E04B 5/48  
2018/0080235 A1 \* 3/2018 Downey ..... E04F 15/22

\* cited by examiner

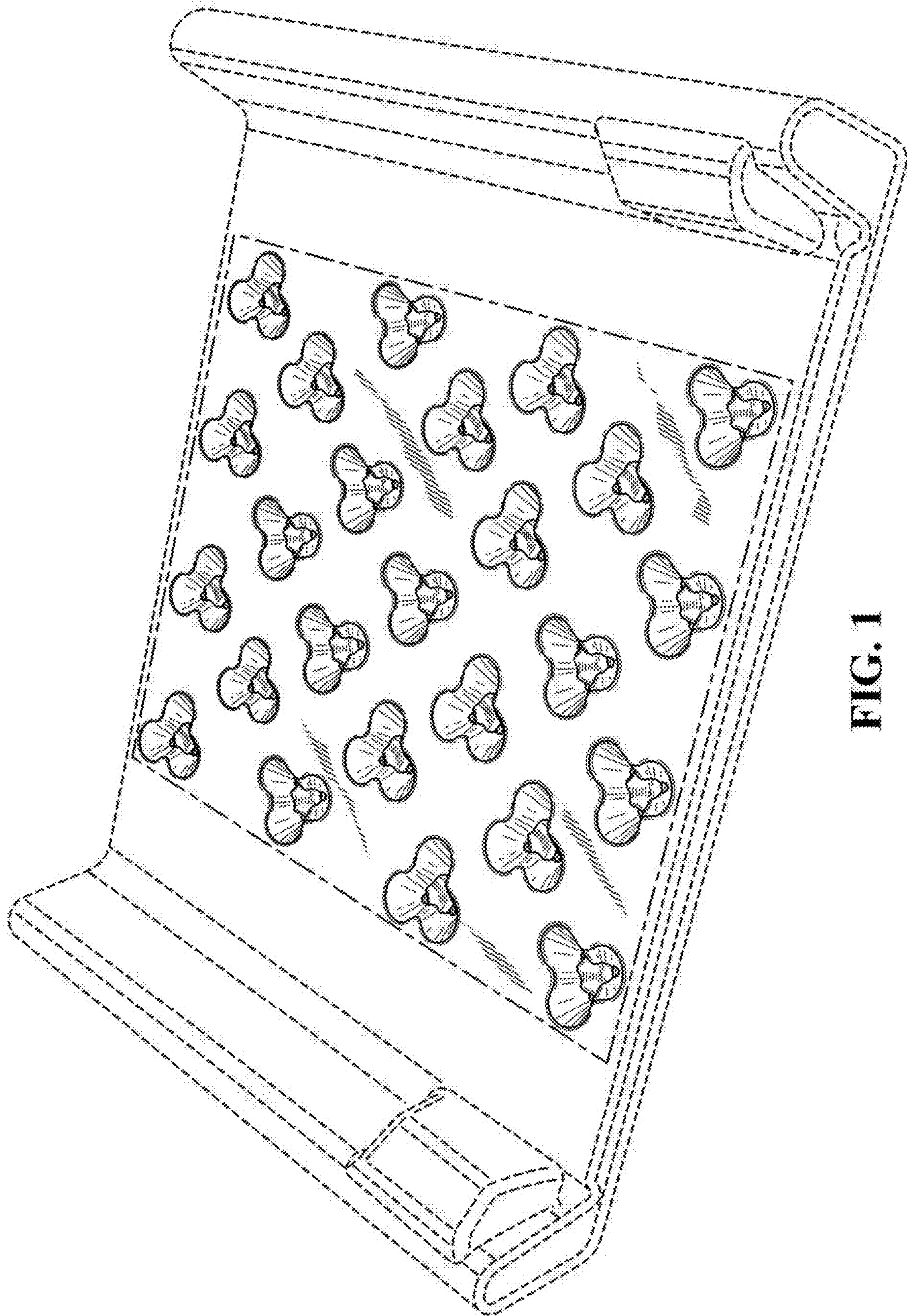


FIG. 1

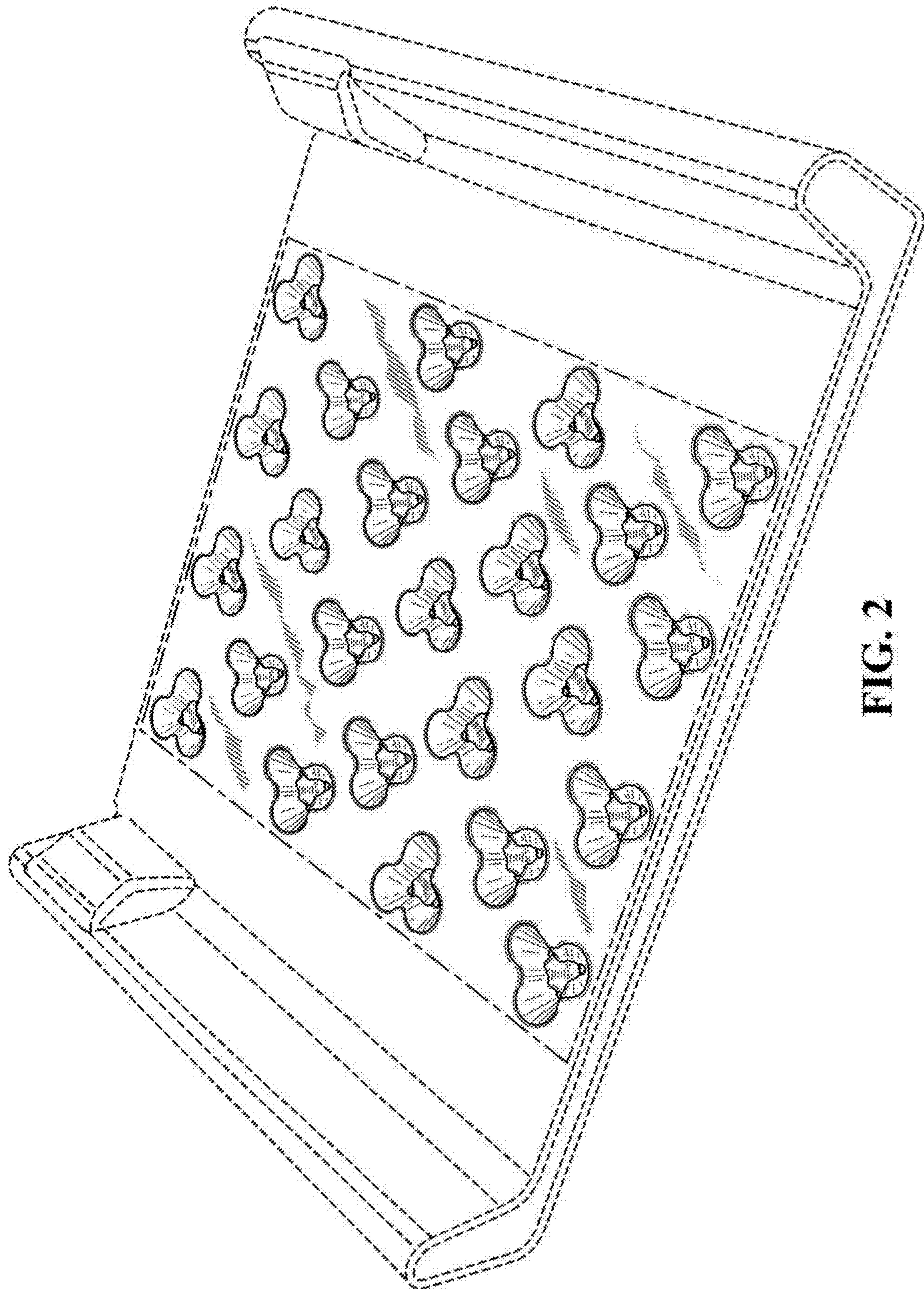


FIG. 2

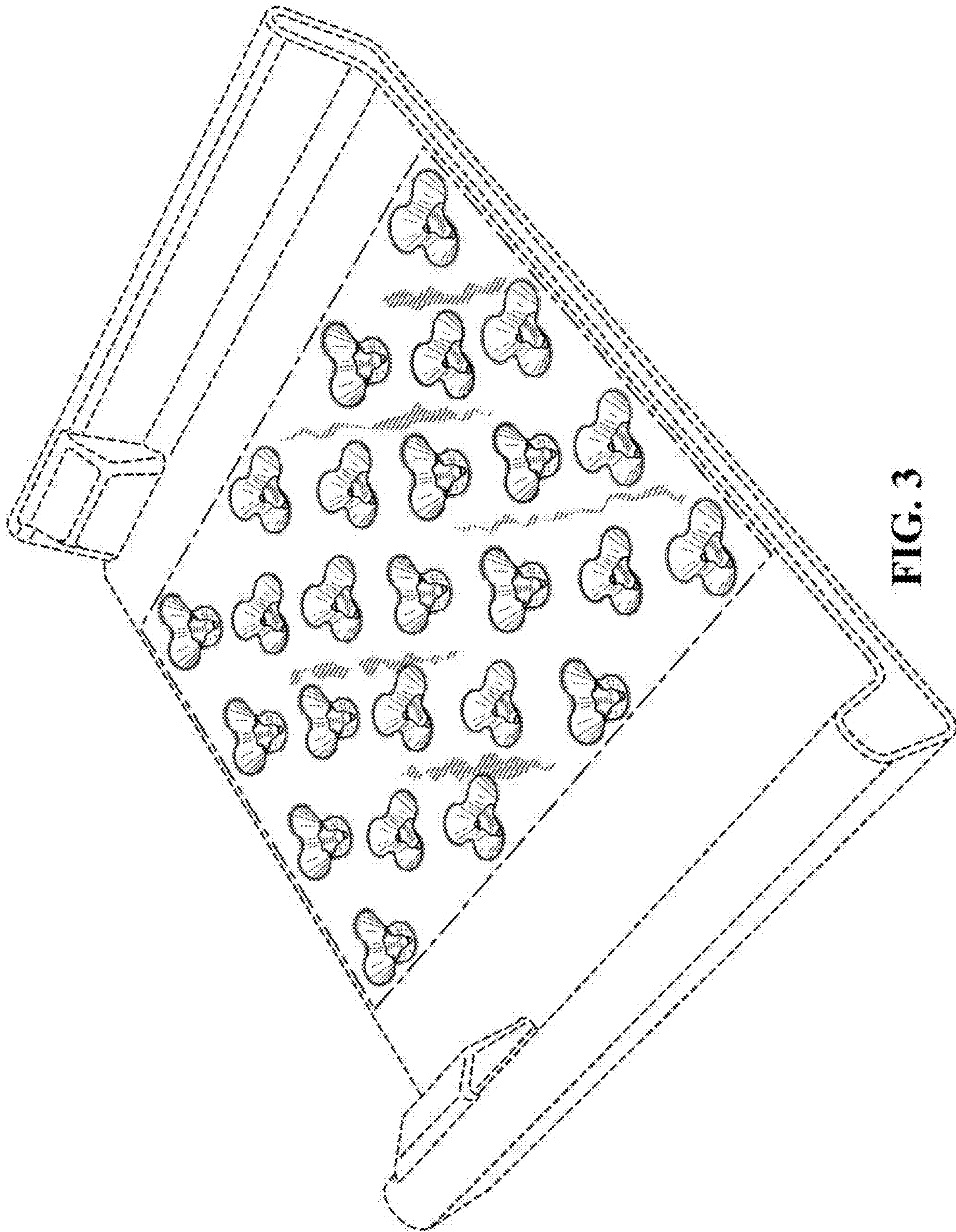


FIG. 3




FIG. 4