



US00D913718S

(12) **United States Design Patent** (10) **Patent No.:** **US D913,718 S**
Prokofiev (45) **Date of Patent:** **** Mar. 23, 2021**

(54) **CHAIR**

(71) Applicant: **Keter Plastic Ltd.**, Herzliya (IL)

(72) Inventor: **Vadim Prokofiev**, Kfar Saba (IL)

(73) Assignee: **Keter Plastic Ltd.**, Herzliya (IL)

(**) Term: **15 Years**

(21) Appl. No.: **29/752,546**

(22) Filed: **Sep. 28, 2020**

Related U.S. Application Data

(62) Division of application No. 29/700,117, filed on Jul. 31, 2019.

(30) **Foreign Application Priority Data**

Jan. 31, 2019 (IL) 63276

(51) **LOC (13) Cl.** **06-01**

(52) **U.S. Cl.**
USPC **D6/379**

(58) **Field of Classification Search**

USPC D6/333, 334, 341, 348, 349, 350, 352,
D6/353, 360, 364, 369, 370, 371, 373,
D6/374, 375, 376, 377, 379, 380, 390,
D6/677, 692, 700, 708, 708.16, 716;
D16/237; D21/412, 419, 521

CPC A47C 1/124; A47C 3/34; A47C 4/028;
A47C 4/02; A47C 5/12; A47C 5/125;
A47C 7/506; A47C 9/007; A47C 13/005;
A47C 13/023; A47C 31/113; B60R
2/0284; B60R 2/062; B60R 22/001; B60R
22/24; B60R 22/28; B60R 22/58; B60R
22/64; B60R 22/68; B60R 22/80; B60R
22/99; B60R 22/245; B60R 22/643; B60R
22/646; B60R 22/665; B60R 22/686;
B60R 22/688; B60R 22/803; B60R
22/986; B60R 22/914; B60R 22/995

See application file for complete search history.

(56) **References Cited**

U.S. PATENT DOCUMENTS

D182,748 S *	5/1958	Vanderminden	D6/370
D368,382 S *	4/1996	Grosfillex	D6/370
D443,993 S *	6/2001	Kelley	D6/370
D579,052 S *	10/2008	Ciani	D6/379
D597,332 S *	8/2009	Carmon	D6/369
D618,928 S *	7/2010	Carmon	D6/369
D647,318 S *	10/2011	Bogdan	D6/379
D740,045 S *	10/2015	Wilkinson	D6/379
D740,046 S *	10/2015	Levy	D6/379
D752,894 S *	4/2016	Tiet	D6/379
D759,986 S *	6/2016	Bougay	D6/370
D779,224 S *	2/2017	Duvigneau	D6/379
D814,822 S *	4/2018	Tran	D6/380
D815,451 S *	4/2018	Tran	D6/380

(Continued)

Primary Examiner — Kevin K Rudzinski

Assistant Examiner — Paul D Bohannon

(74) *Attorney, Agent, or Firm* — Vorys, Sater, Seymour and Pease LLP; William L. Klima


(57) **CLAIM**

The ornamental design for a chair, as shown and described.

DESCRIPTION

FIG. 1 is a perspective view of a design for a chair;
FIG. 2 is a front view thereof;
FIG. 3 is a rear view thereof;
FIG. 4 is a right side view thereof; left side being a mirror image of FIG. 4;
FIG. 5 is a top view thereof; and,
FIG. 6 is a bottom view thereof.
The design for protection is claimed is a combination of the shape and the iron-cast-like texture, as shown in the representations.

1 Claim, 6 Drawing Sheets



(56)

References Cited

U.S. PATENT DOCUMENTS

D834,845 S	*	12/2018	Starck	D6/369
D844,342 S	*	4/2019	Tran	D6/379
D844,344 S	*	4/2019	Tran	D6/380
D871,094 S	*	12/2019	Coirier	D6/370
D871,097 S	*	12/2019	Coirier	D6/376
D871,098 S	*	12/2019	Giampietro	D6/379
D882,972 S	*	5/2020	Berbegal Perez	D6/334

* cited by examiner



FIG. 1



FIG. 2



FIG. 3




FIG. 4




FIG. 5




FIG. 6