



US00D913717S

(12) **United States Design Patent** (10) **Patent No.:** **US D913,717 S**
Altherr et al. (45) **Date of Patent:** **** Mar. 23, 2021**

(54) **ARMCHAIR**
(71) Applicant: **ARPER S.P.A.**, Monastier di Treviso (IT)
(72) Inventors: **Jeannette Altherr**, Monastier di Treviso (IT); **Alberto Lievore**, Monastier di Treviso (IT)
(73) Assignee: **Arper S.p.A.**, Monastier di Treviso (IT)
(**) Term: **15 Years**
(21) Appl. No.: **35/507,376**
(22) Filed: **Mar. 20, 2019**
(80) **Hague Agreement Data**
Int. Filing Date: **Mar. 20, 2019**
Int. Reg. No.: **DM/202548**
Int. Reg. Date: **Mar. 20, 2019**
Int. Reg. Pub. Date: **Sep. 6, 2019**

(30) **Foreign Application Priority Data**
Sep. 25, 2018 (WO) DM/103710
(51) **LOC (13) Cl.** **06-01**
(52) **U.S. Cl.**
USPC **D6/375**
(58) **Field of Classification Search**
USPC D6/334-336, 358, 366, 374, 375, 376, D6/379, 380, 716, 716.1, 716.2, 716.3, D6/716.4
CPC A47C 3/04; A47C 4/02; A47C 4/03; A47C 3/12; A47C 5/04; A47C 5/06; A47C 7/16; A47D 11/00
See application file for complete search history.

(56) **References Cited**
U.S. PATENT DOCUMENTS
3,999,802 A * 12/1976 Powers A47C 3/04 297/447.3
D393,956 S * 5/1998 Kane D6/334

D564,248 S * 3/2008 Alter Molina D6/373
D582,173 S * 12/2008 Dordoni D6/369
D651,419 S * 1/2012 Lievore D6/334
D746,609 S * 1/2016 Lievore D6/375
9,398,811 B1 * 7/2016 Williams A47C 3/18
D766,640 S * 9/2016 Kubryk D6/716
D802,321 S * 11/2017 Martinez D6/373
D811,757 S * 3/2018 Moscheri D6/334
D814,814 S * 4/2018 Spoelhof D6/349
D825,215 S * 8/2018 Olofsson D6/373
D859,019 S * 9/2019 Lievore D6/366
D859,868 S * 9/2019 Lievore D6/375
D859,869 S * 9/2019 Lievore D6/375
D867,007 S * 11/2019 Lievore D6/379
D869,190 S * 12/2019 Lievore D6/375
D876,112 S * 2/2020 McLellan D6/334

* cited by examiner

Primary Examiner — Bao-Yen T Nguyen
(74) *Attorney, Agent, or Firm* — Thomas | Horstemeyer, LLP

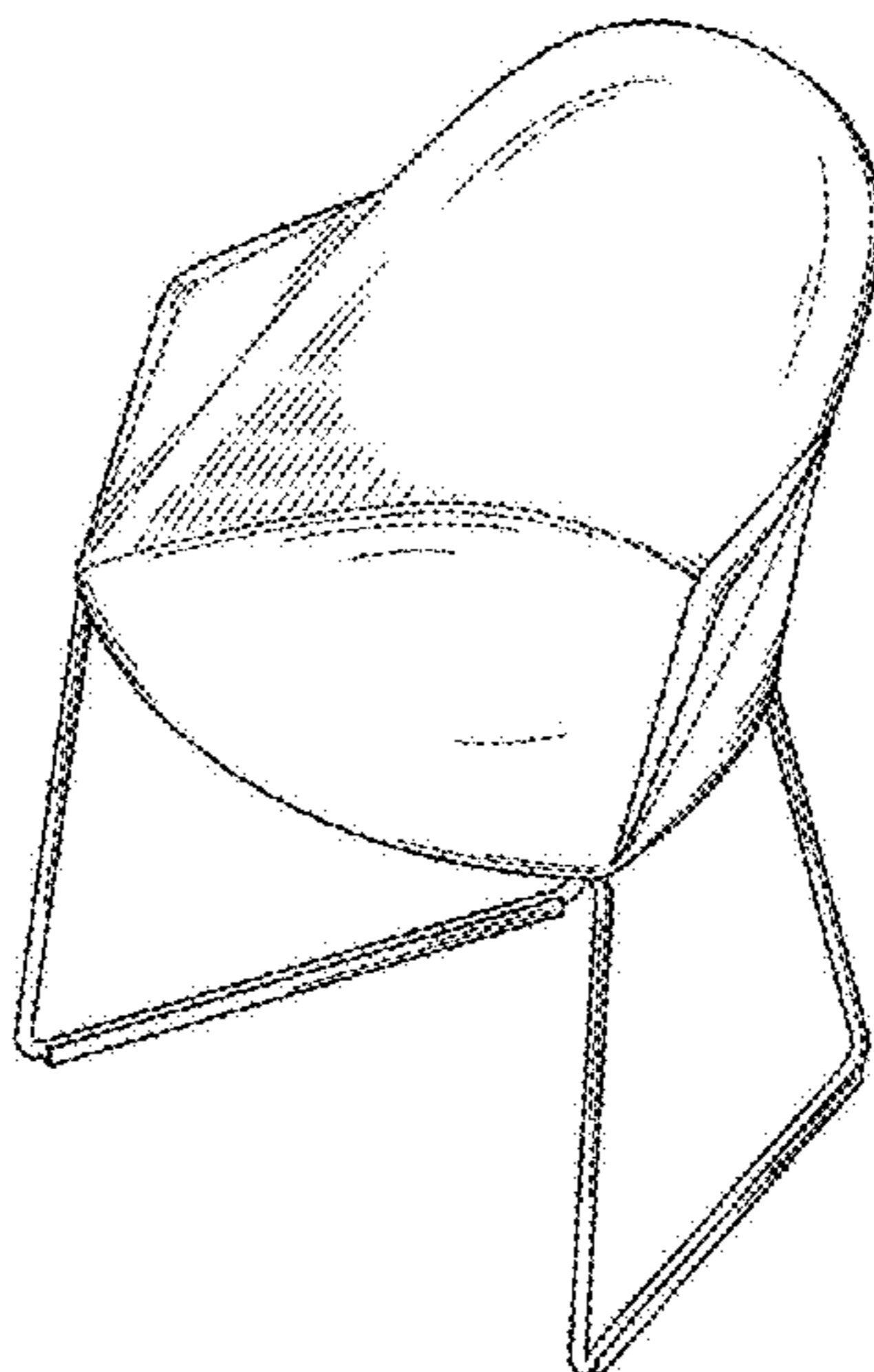
(57) **CLAIM**

The ornamental design for an armchair, as shown and described.

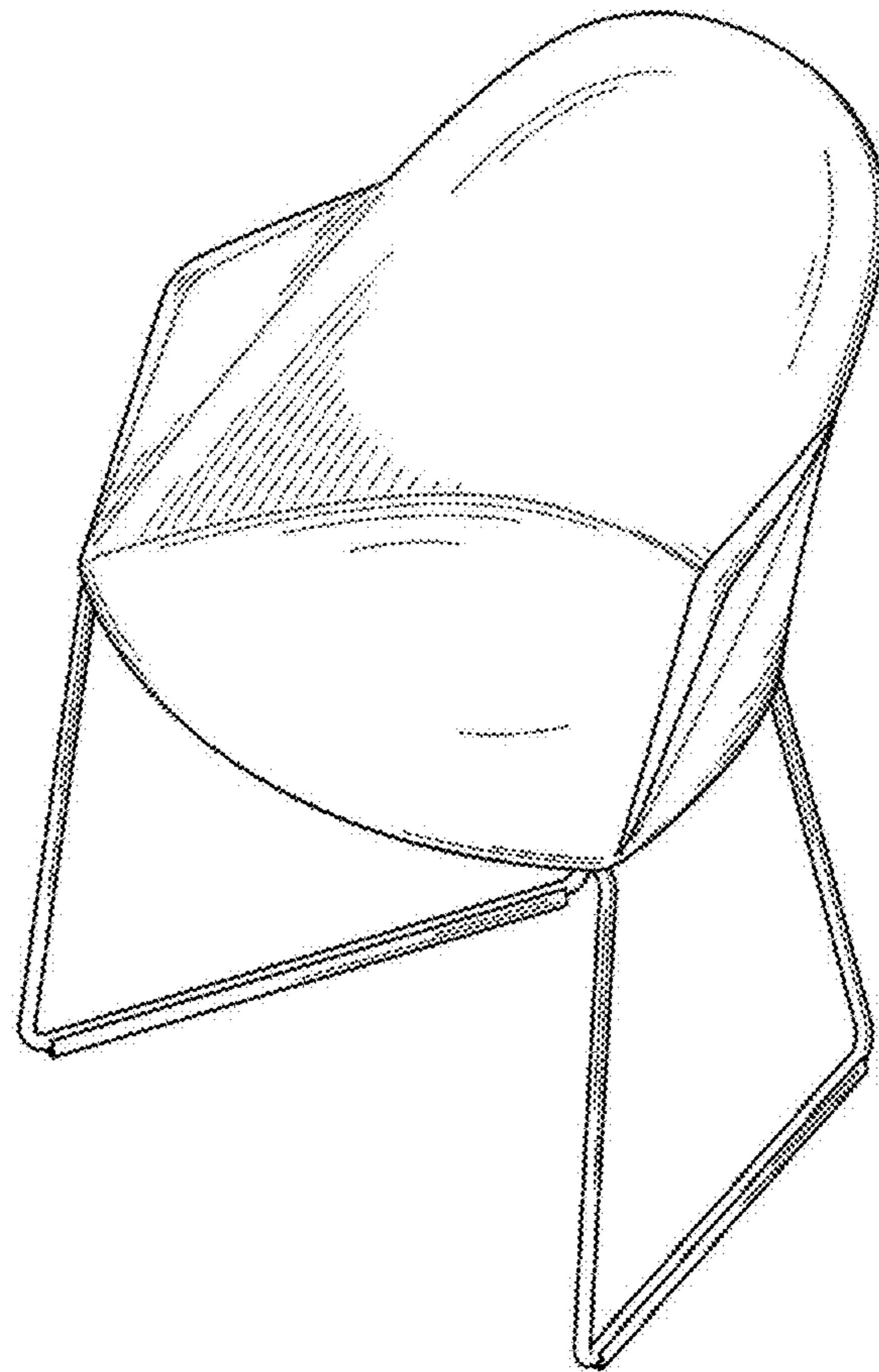
DESCRIPTION

FIG. 1.1 is a front perspective view of an armchair;
FIG. 1.2 is a rear perspective view;
FIG. 1.3 is a right view thereof;
FIG. 1.4 is a left view thereof;
FIG. 1.5 is a front view thereof;
FIG. 1.6 is a rear view thereof; and
FIG. 1.7 is a top view thereof.
The broken lines shown in the drawings of the armchair are for the purpose of illustrating environment and form no part of the claimed design.

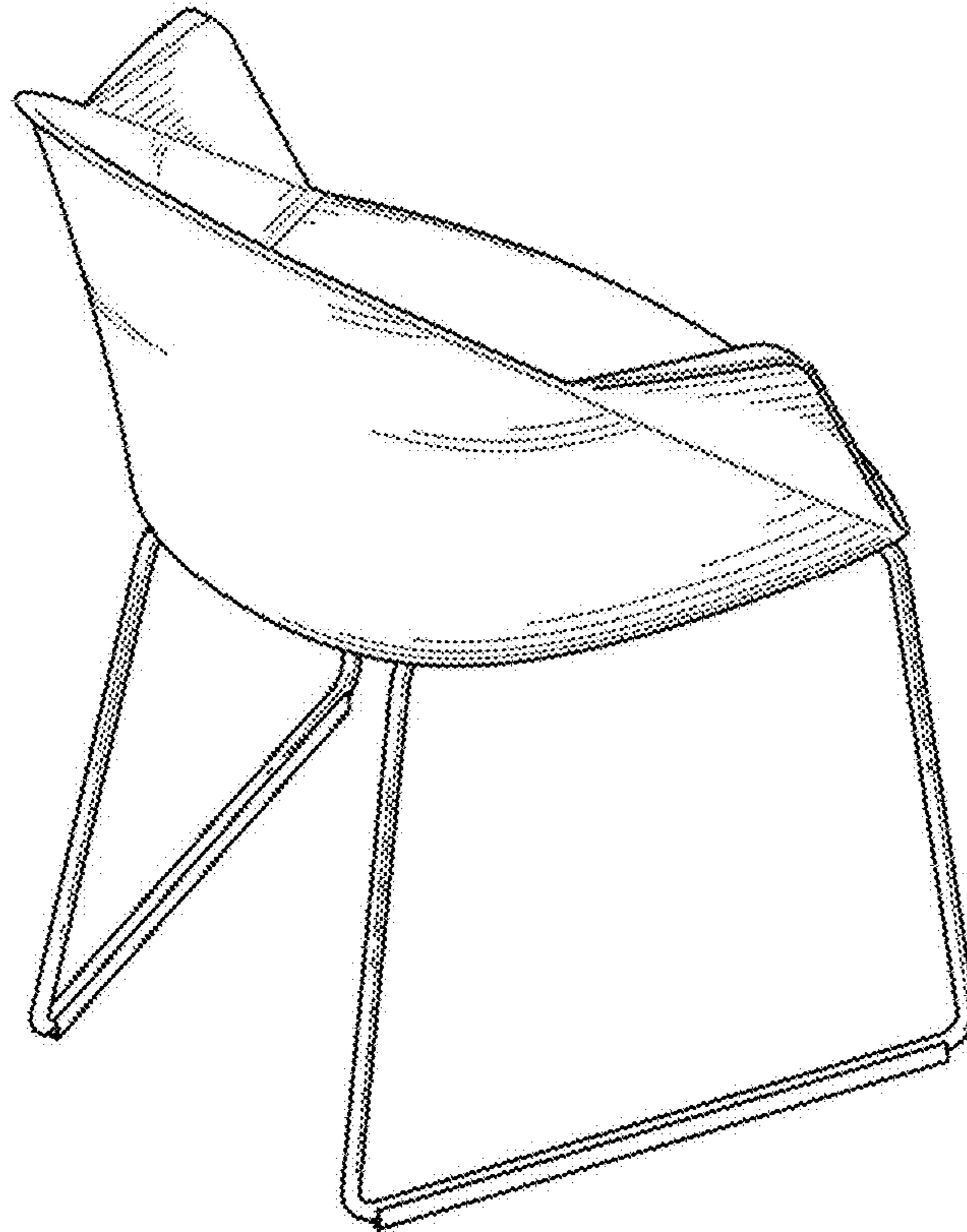
1 Claim, 7 Drawing Sheets



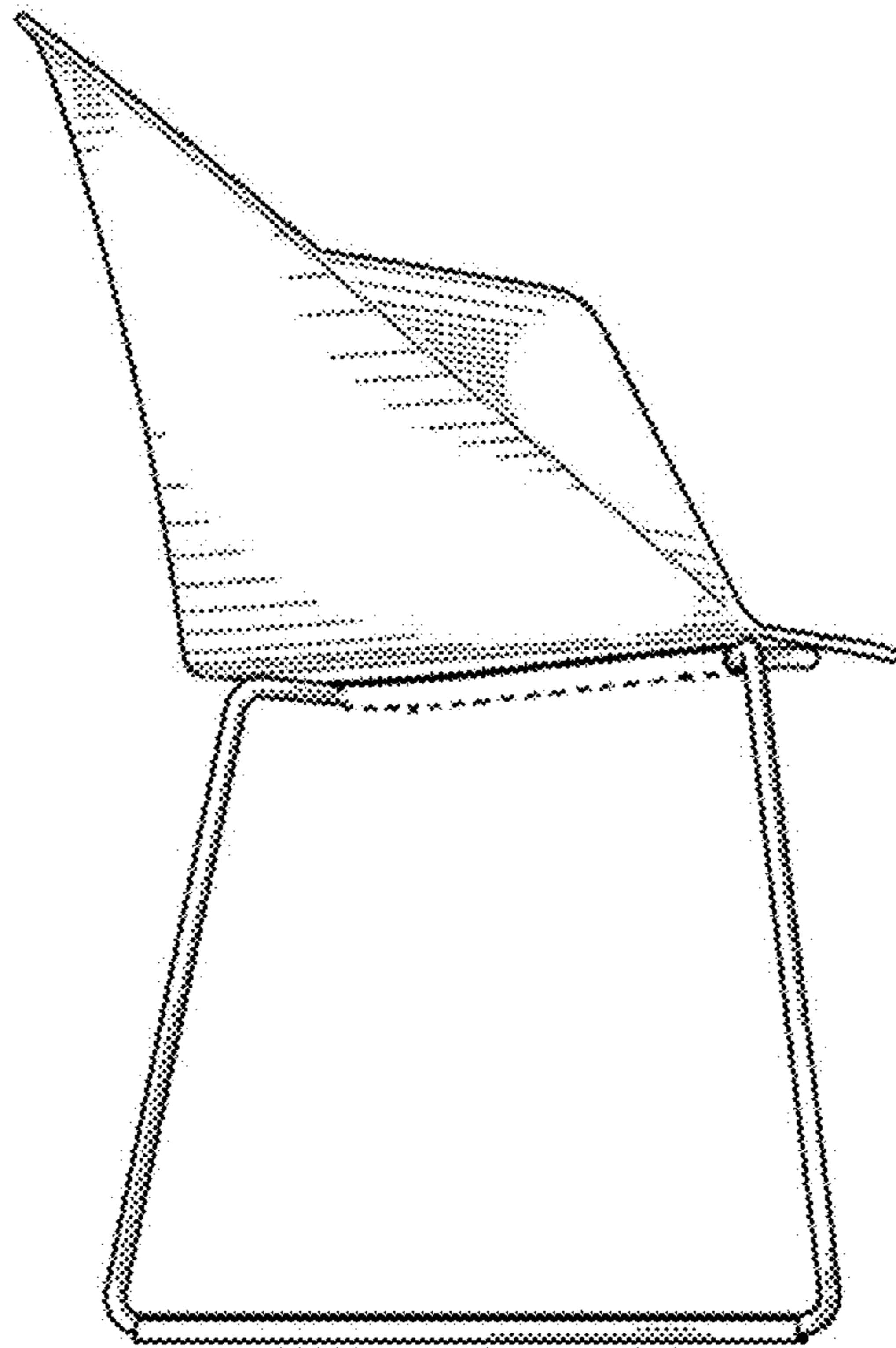
1.1




1.2



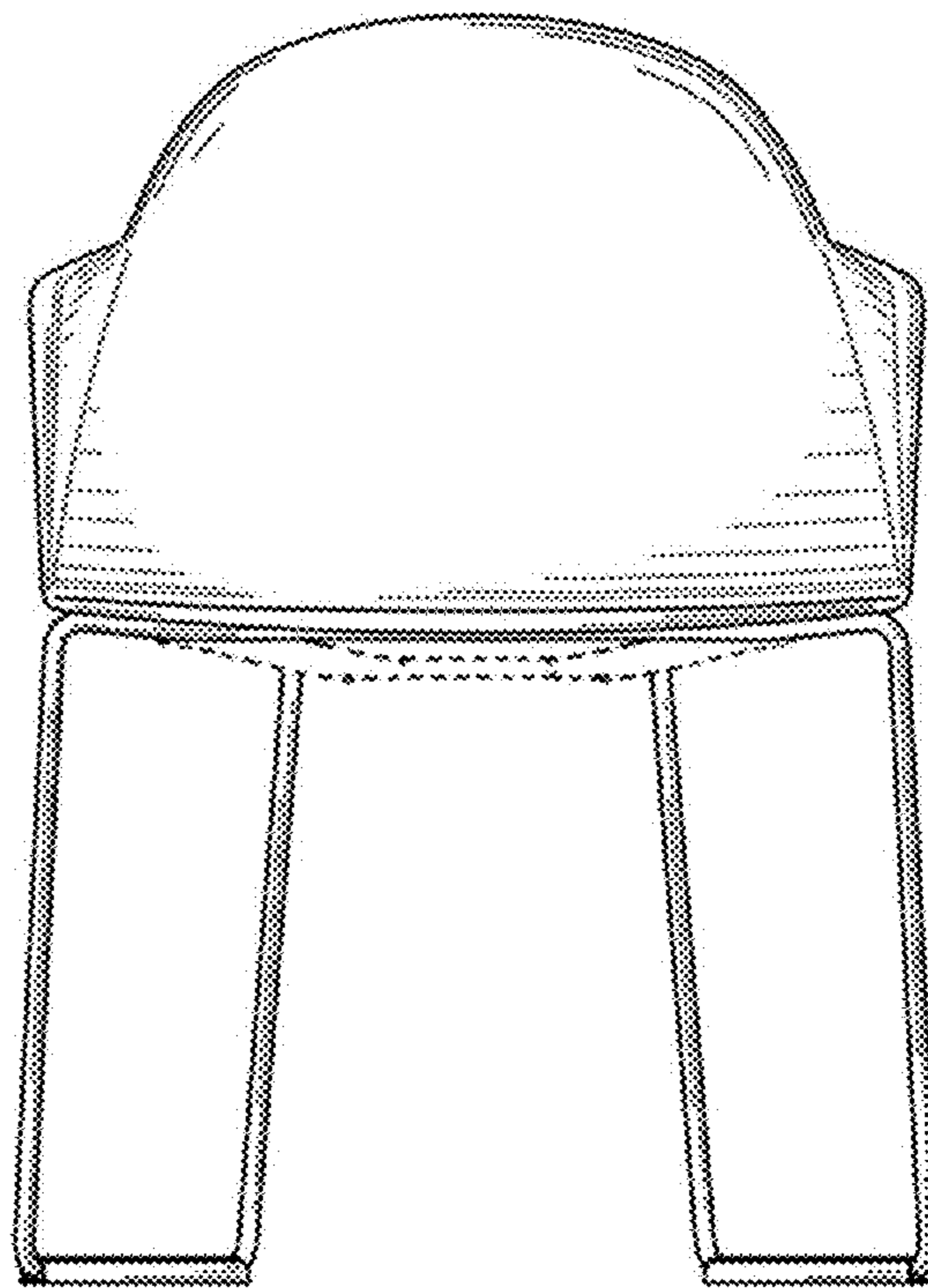
13



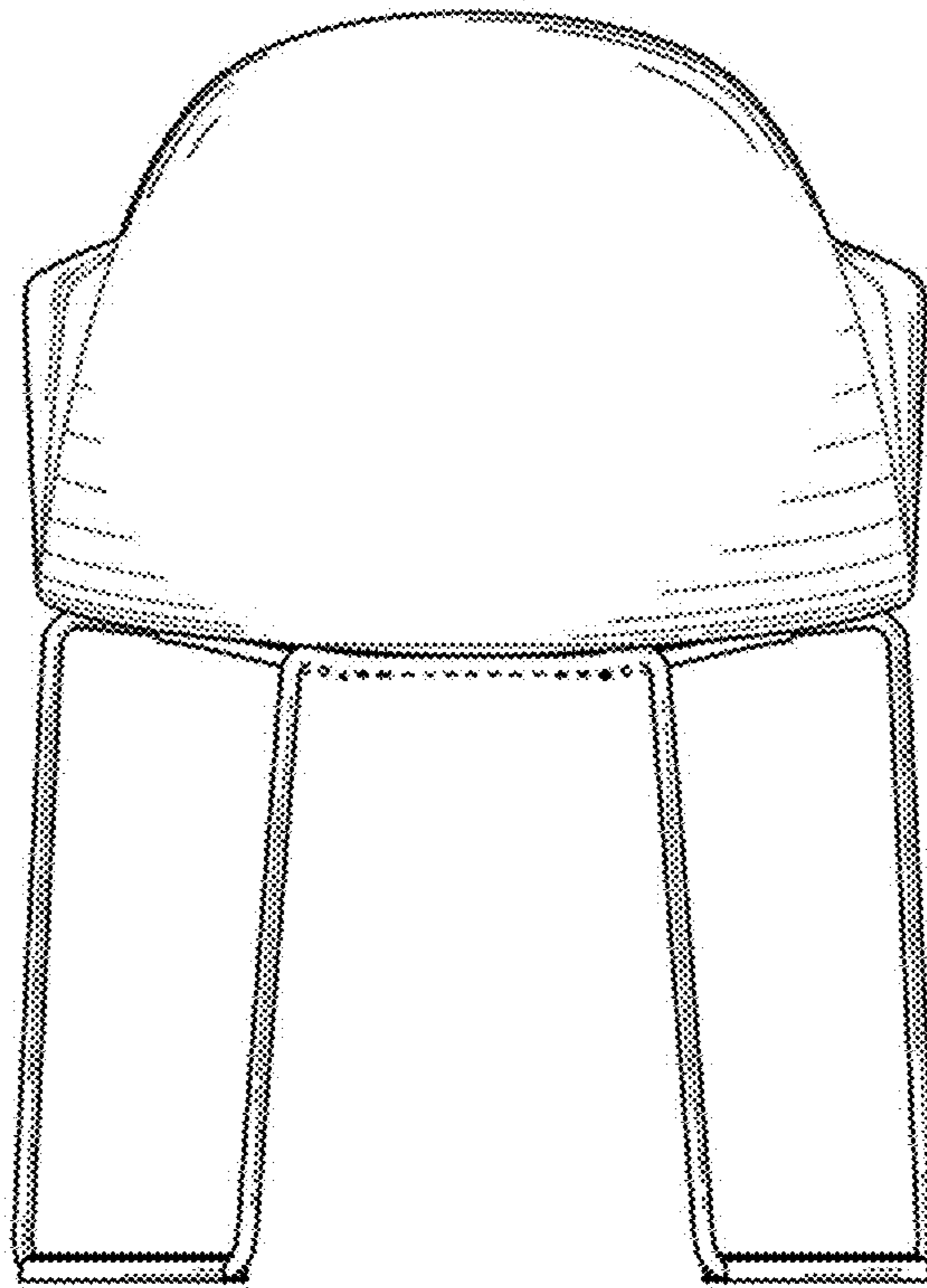
1.4



LS



1.6



1.7

