



US00D913716S

(12) **United States Design Patent** (10) **Patent No.:** **US D913,716 S**
Altherr et al. (45) **Date of Patent:** **** Mar. 23, 2021**

(54) **ARMCHAIR**
(71) Applicant: **ARPER S.P.A.**, Monastier di Treviso (IT)
(72) Inventors: **Jeannette Altherr**, Monastier di Treviso (IT); **Alberto Lievore**, Monastier di Treviso (IT)
(73) Assignee: **ARPER S.p.A.**, Monastier di Treviso (IT)
(**) Term: **15 Years**
(21) Appl. No.: **35/507,374**
(22) Filed: **Mar. 20, 2019**

D499,260 S * 12/2004 Glass D6/375
D544,230 S * 6/2007 Glass D6/375
D546,087 S * 7/2007 Rashid D6/375
D582,173 S * 12/2008 Dordoni D6/369
D648,560 S * 11/2011 Sandona D6/375
D651,419 S * 1/2012 Lievore D6/334
D656,755 S * 4/2012 Wanders D6/375
D715,573 S * 10/2014 Lloyd D6/375
D728,959 S * 5/2015 Lievore D6/375
D743,180 S * 11/2015 Mehaffey D6/375
D746,609 S * 1/2016 Lievore D6/375
9,398,811 B1 * 7/2016 Williams A47C 3/18
D771,401 S * 11/2016 Fukasawa D6/375
D772,594 S * 11/2016 Fukasawa D6/375
9,629,465 B2 * 4/2017 Williams A47C 3/12
D794,349 S * 8/2017 Levy D6/374
D799,233 S * 10/2017 Cvek D6/375
D808,182 S * 1/2018 Baron D6/334
D811,757 S * 3/2018 Moscheri D6/334
D816,365 S * 5/2018 de Oliveira Pires Junior D6/379

(80) **Hague Agreement Data**
Int. Filing Date: **Mar. 20, 2019**
Int. Reg. No.: **DM/202543**
Int. Reg. Date: **Mar. 20, 2019**
Int. Reg. Pub. Date: **Sep. 6, 2019**

(Continued)

Primary Examiner — Bao-Yen T Nguyen
(74) *Attorney, Agent, or Firm* — Thomas | Horstemeyer, LLP

(30) **Foreign Application Priority Data**
Sep. 25, 2018 (WO) DM/103710
(51) **LOC (13) Cl.** **06-01**
(52) **U.S. Cl.**
USPC **D6/375**
(58) **Field of Classification Search**
USPC D6/334–336, 358, 366, 374, 376, 379, D6/380, 716, 716.1, 716.2, 716.3, 716.4, D6/375
CPC A47C 3/04; A47C 4/02; A47C 4/03; A47C 3/12; A47C 5/04; A47C 5/06; A47C 7/16; A47D 11/00
See application file for complete search history.

(57) **CLAIM**

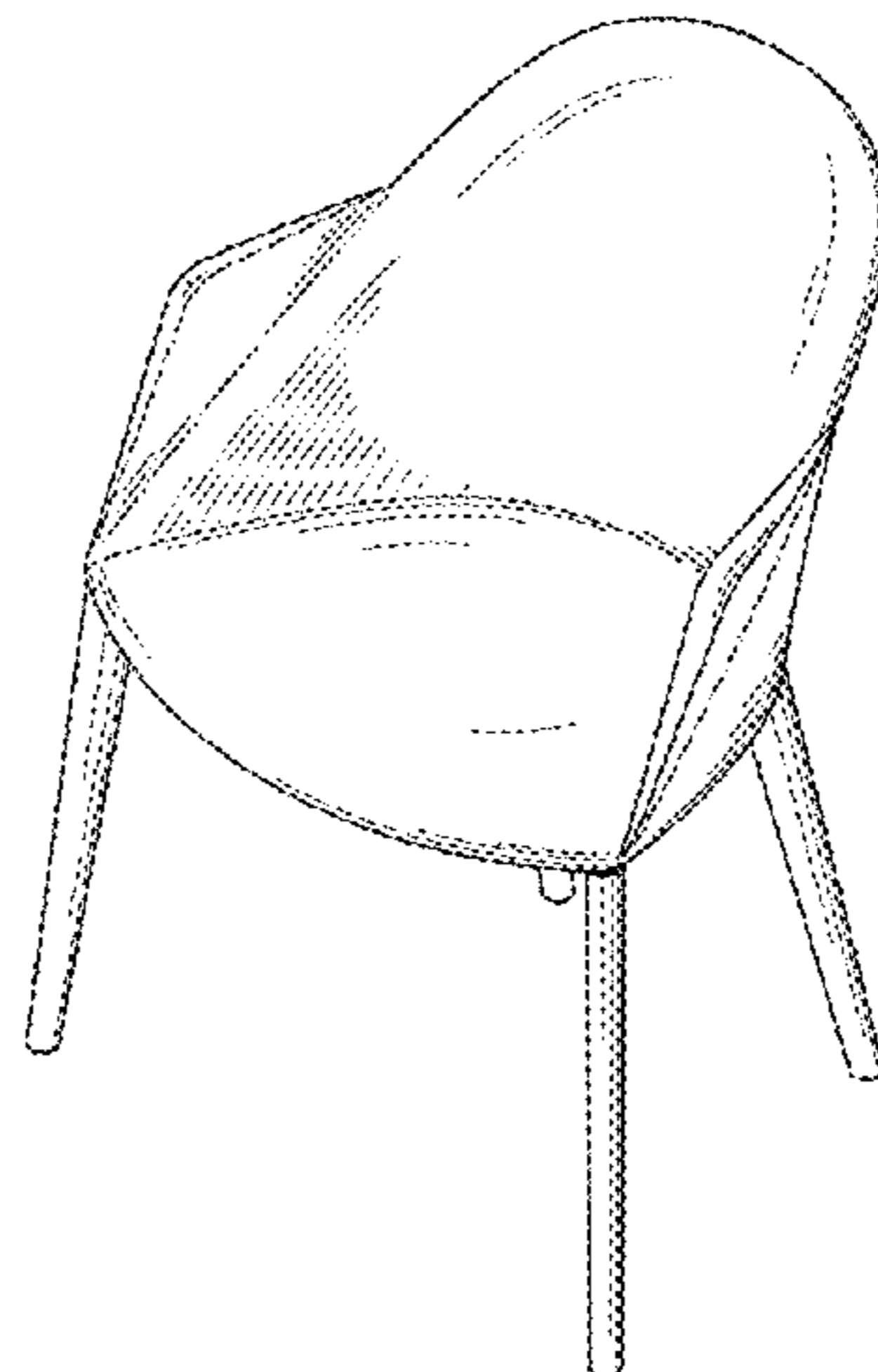
The ornamental design for an armchair, as shown and described.

DESCRIPTION

FIG. 1.1 is a front perspective view of an armchair; FIG. 1.2 is a rear perspective view; FIG. 1.3 is a right view thereof; FIG. 1.4 is a left view thereof; FIG. 1.5 is a front view thereof; FIG. 1.6 is a rear view thereof; and FIG. 1.7 is a top view thereof. The broken lines shown in the drawings of the armchair are for the purpose of illustrating environment and form no part of the claimed design.

(56) **References Cited**
U.S. PATENT DOCUMENTS
D386,909 S * 12/1997 Mourgue D6/334
D393,956 S * 5/1998 Kane D6/334

1 Claim, 7 Drawing Sheets



(56)

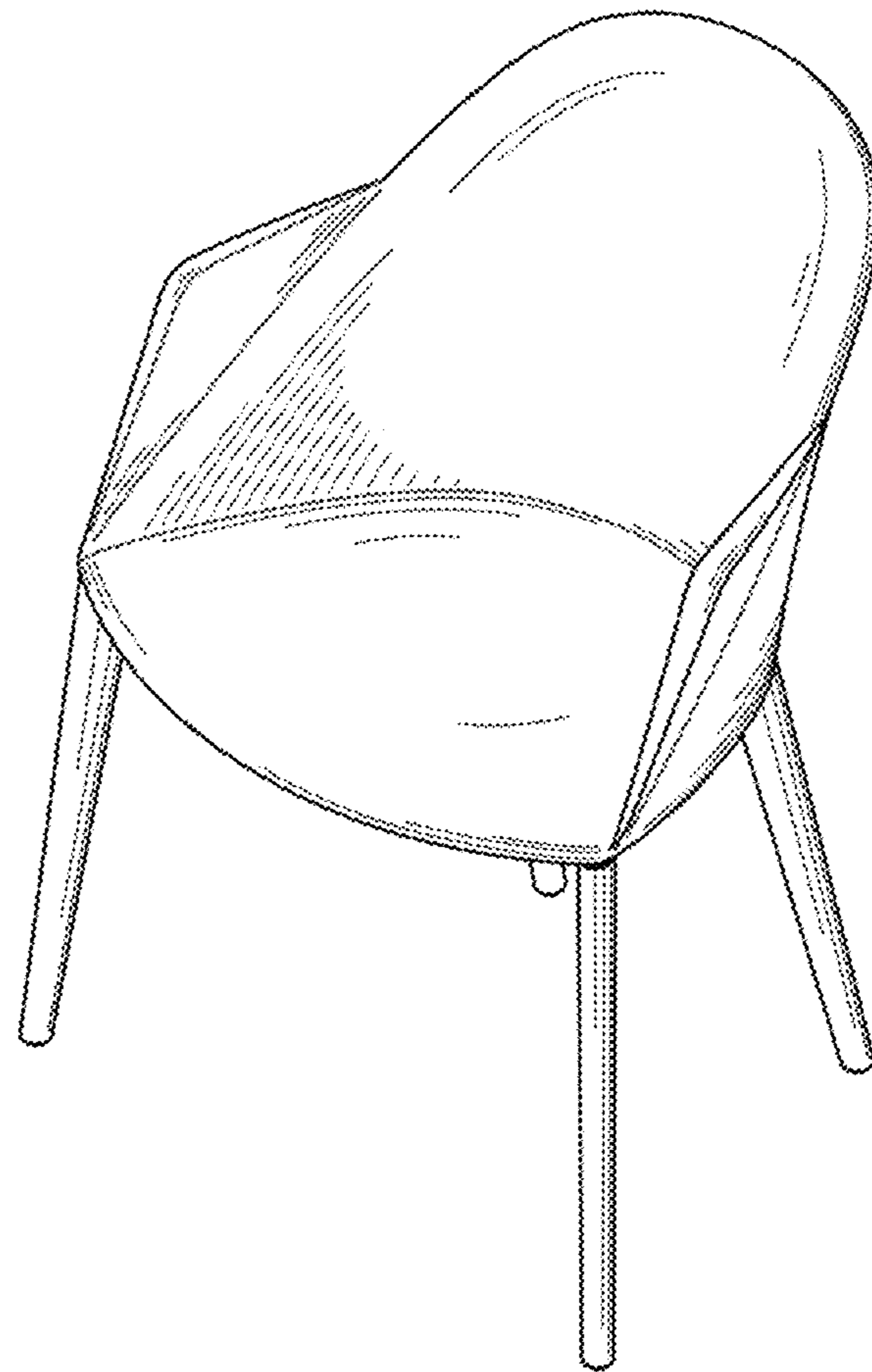
References Cited

U.S. PATENT DOCUMENTS

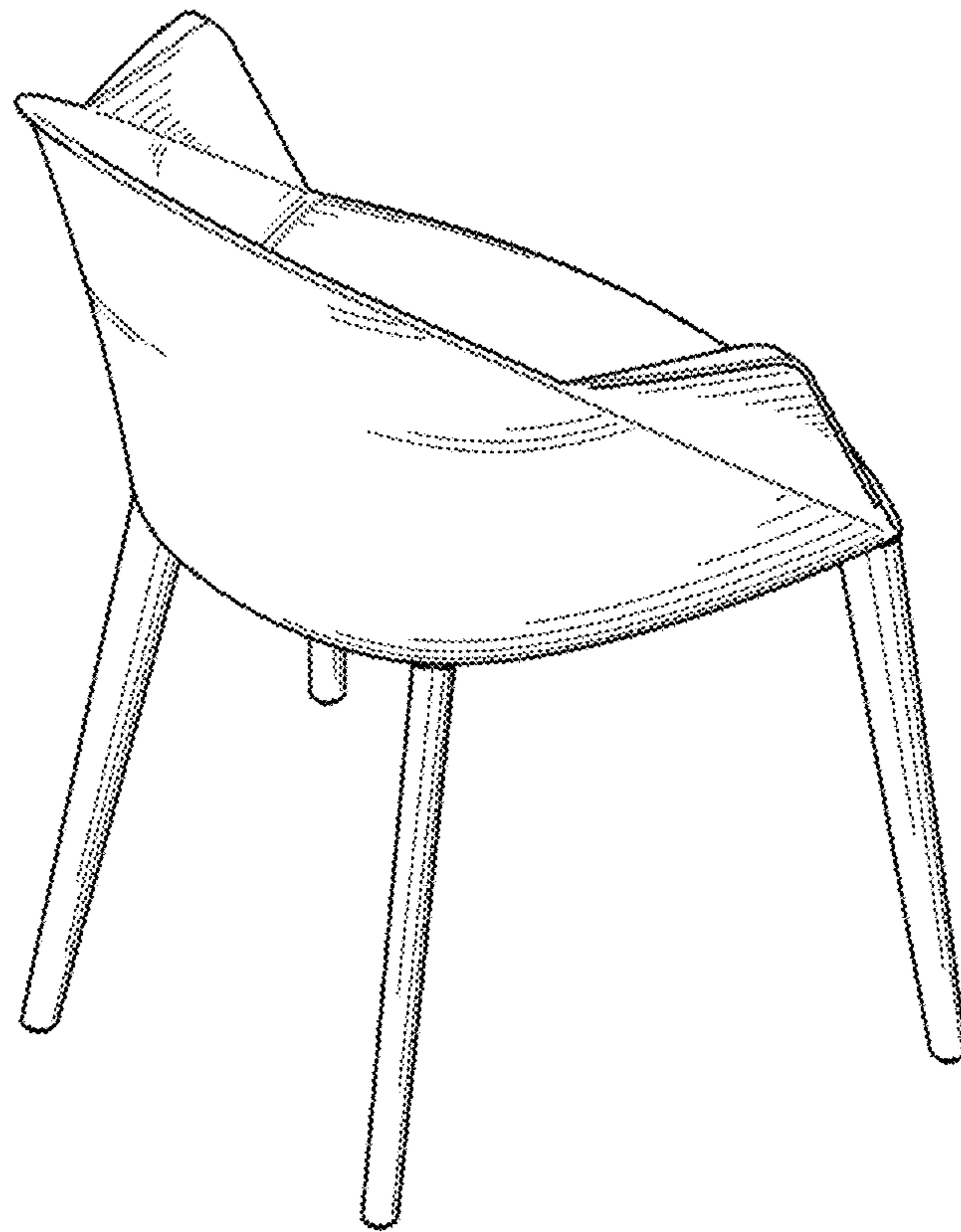
D836,360 S	*	12/2018	Novak	D6/375
D859,019 S	*	9/2019	Lievore	D6/366
D859,868 S	*	9/2019	Lievore	D6/375
D869,190 S	*	12/2019	Lievore	D6/375
D876,116 S	*	2/2020	Ji	D6/374

* cited by examiner

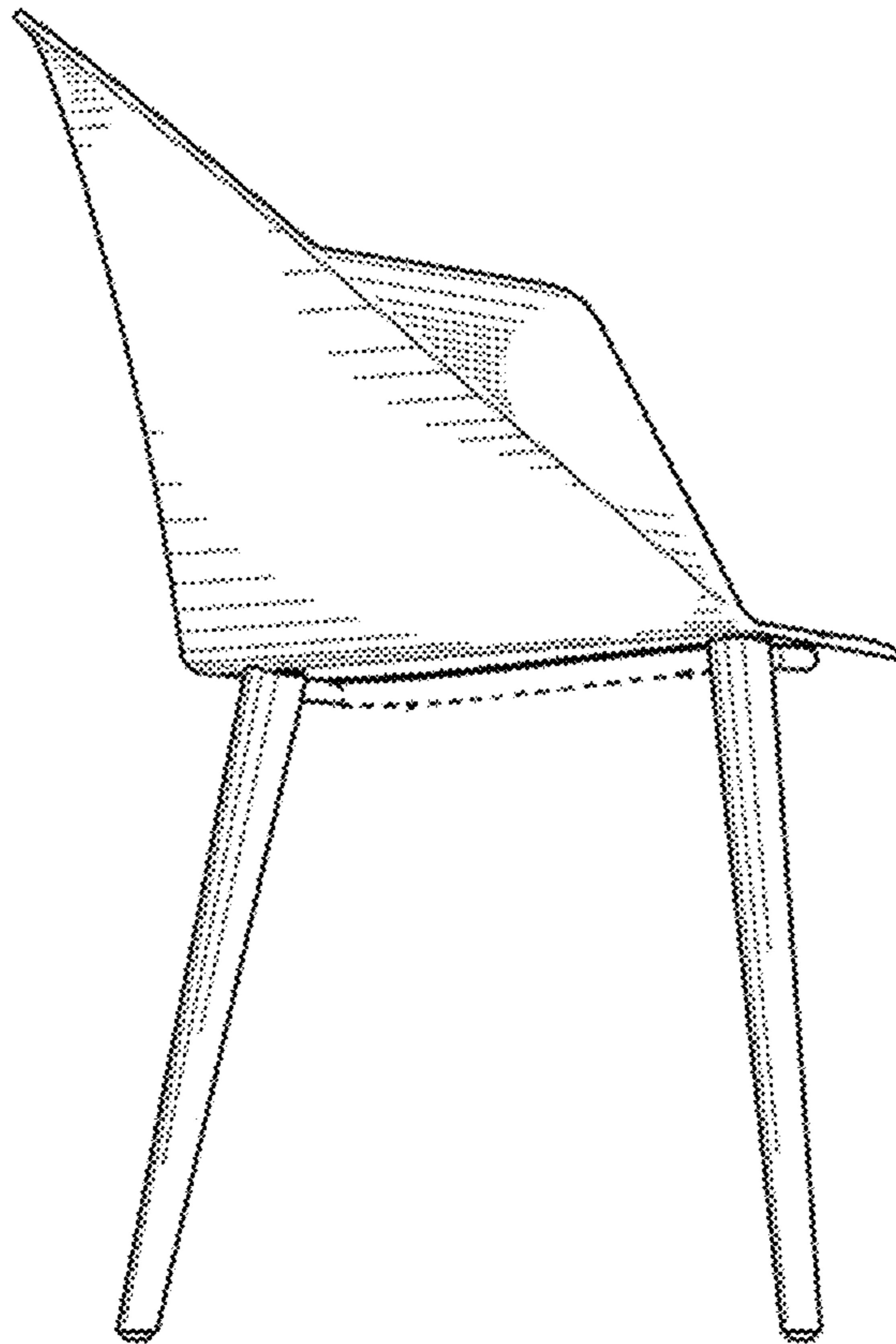
1.1



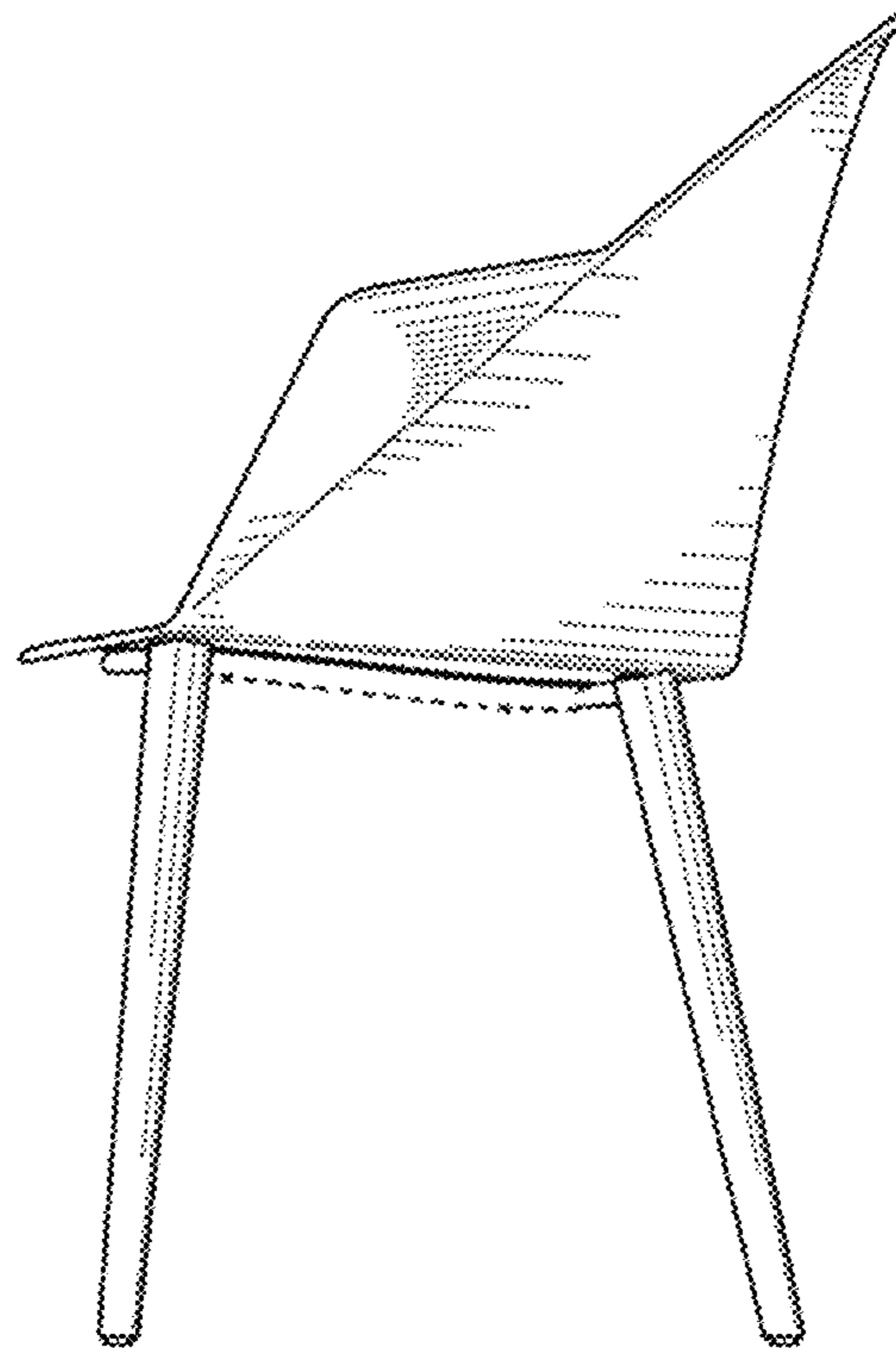
1.2



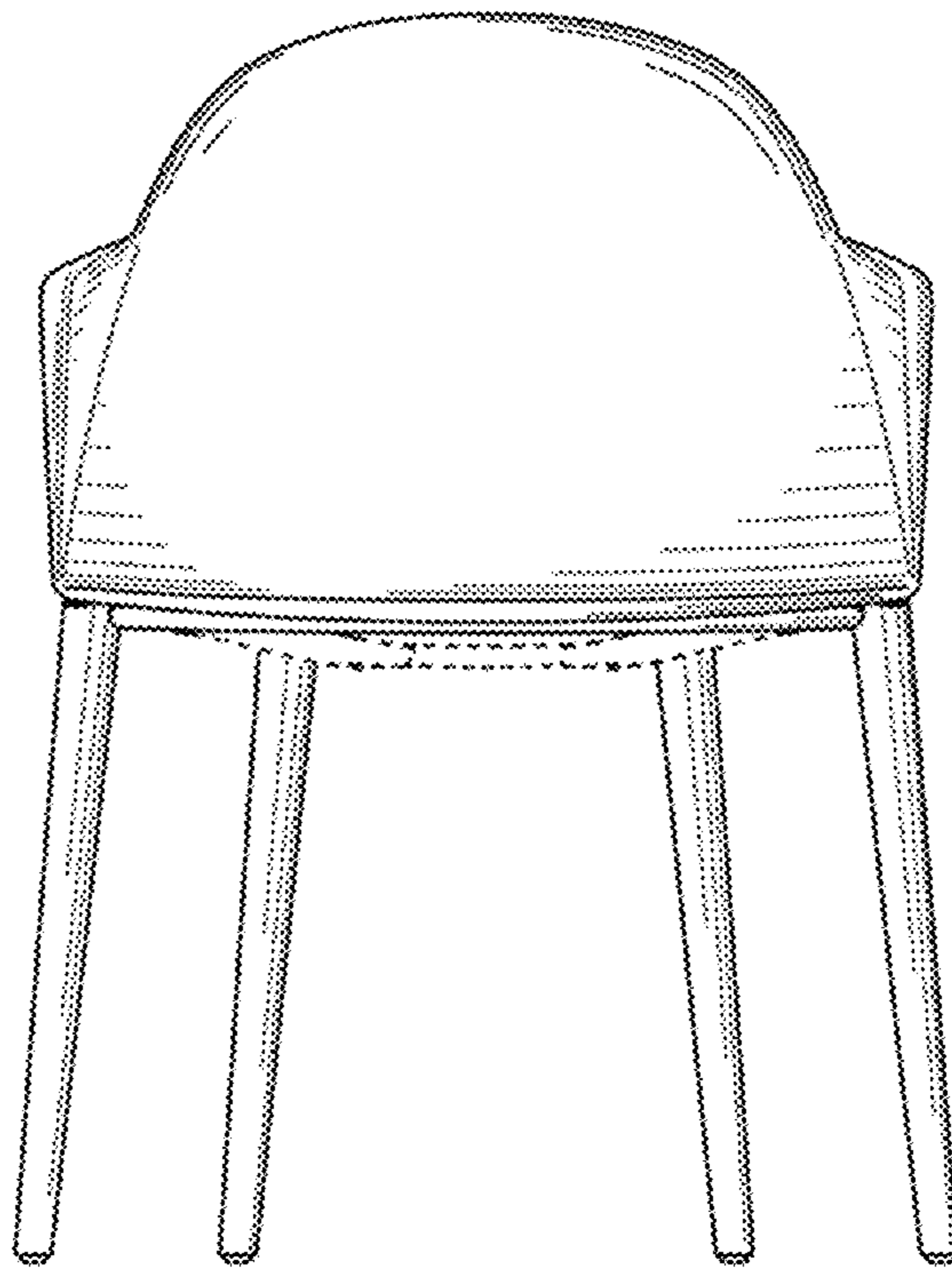
1.3



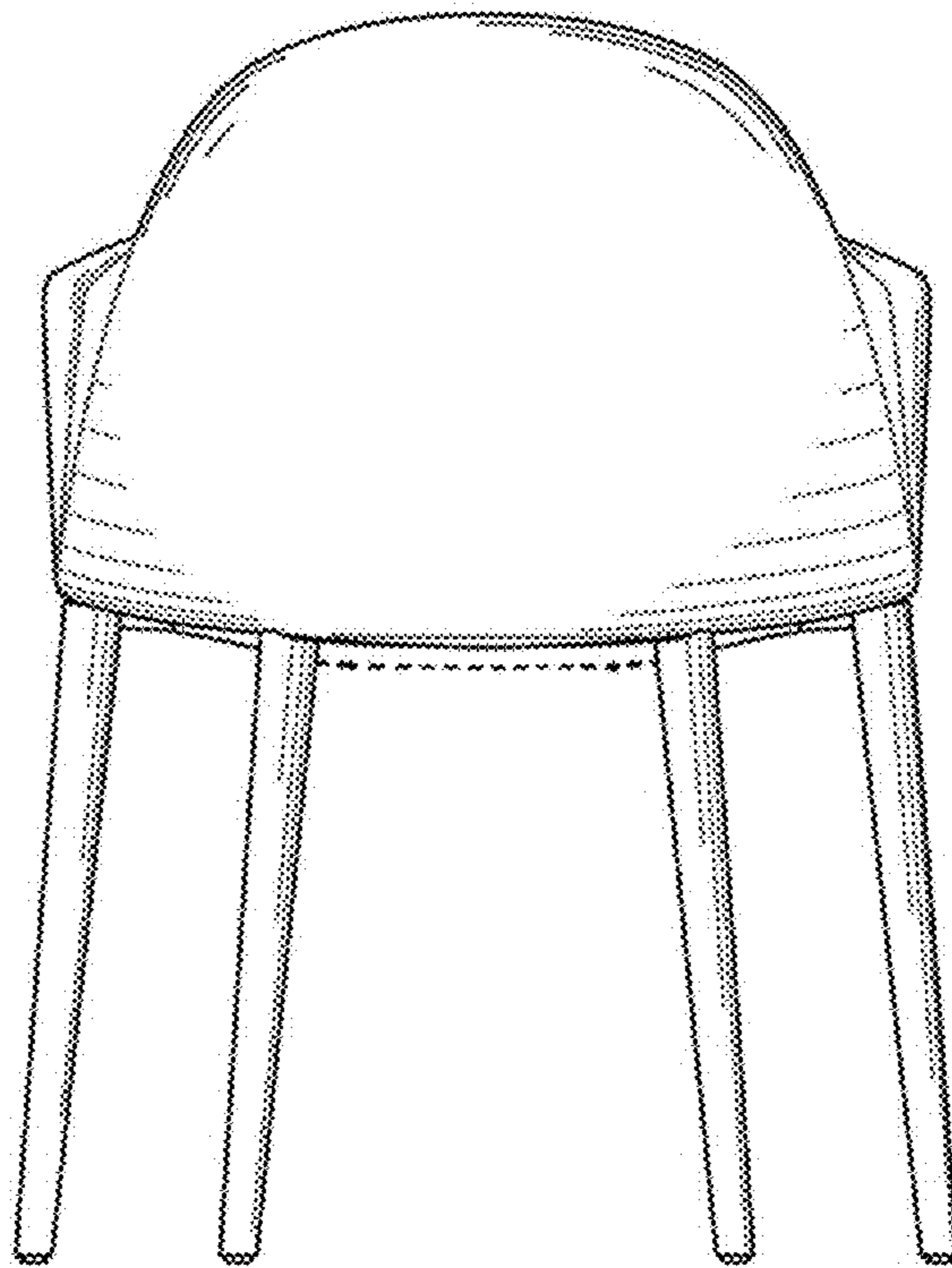
1.4



1.5



1.6



1.7

