



US00D913715S

(12) **United States Design Patent**
Pensi Lombardo

(10) **Patent No.:** **US D913,715 S**
(45) **Date of Patent:** **** Mar. 23, 2021**

(54) **CHAIR**

A47B 83/02; A47B 83/023; A47B
83/024; A47B 85/04

(71) Applicant: **INDUSTRIAS NORTECAUCANAS**
S.A.S., Cauca (CO)

See application file for complete search history.

(72) Inventor: **Jorge Pensi Lombardo, Barcelona**
(ES)

(73) Assignee: **INDUSTRIAS NORTECAUCANAS**
S.A.S., Cauca (CO)

(**) Term: **15 Years**

(21) Appl. No.: **29/708,494**

(22) Filed: **Oct. 7, 2019**

(51) **LOC (13) Cl.** **06-01**

(52) **U.S. Cl.**
USPC **D6/375**

(58) **Field of Classification Search**

USPC D6/333, 334, 341, 348, 349, 350, 352,
D6/353, 360, 364, 369, 370, 371, 373,
D6/374, 375, 376, 377, 379, 380, 390,
D6/677, 692, 700, 708, 708.16, 716;
D16/237; D21/412, 419, 521

CPC A47C 1/124; A47C 3/34; A47C 4/028;
A47C 4/02; A47C 5/12; A47C 5/125;
A47C 7/506; A47C 9/007; A47C 13/005;
A47C 13/023; A47C 31/113; A47C 3/00;
A47C 4/08; A47C 4/00; A47C 7/70;
A47C 7/405; A47C 13/00; B60R 2/0284;
B60R 2/062; B60R 22/001; B60R 22/24;
B60R 22/28; B60R 22/58; B60R 22/64;
B60R 22/68; B60R 22/80; B60R 22/99;
B60R 22/245; B60R 22/643; B60R
22/646; B60R 22/665; B60R 22/686;
B60R 22/688; B60R 22/803; B60R
22/986; B60R 22/914; B60R 22/995;

(56) **References Cited**

U.S. PATENT DOCUMENTS

2,763,318	A *	9/1956	Bertoia	A47C 3/12 297/448.2
RE24,964	E *	4/1961	Eames	A47C 3/12 297/445.1
D197,512	S *	2/1964	Poisson	D6/375
D578,786	S *	10/2008	Cantarutti	D6/358
D646,076	S *	10/2011	Levy	D6/375
D649,799	S *	12/2011	Lievore	D6/373
D691,385	S *	10/2013	Gan	D6/370
D693,589	S *	11/2013	Irvine	D6/379
D726,431	S *	4/2015	Ye	D6/375
D752,356	S *	3/2016	Tiet	D6/380
D776,448	S *	1/2017	Pevere	D6/376
D800,474	S *	10/2017	Tran	D6/380
D818,286	S *	5/2018	Galiotto	D6/375
D839,017	S *	1/2019	Lievore	D6/373

(Continued)

Primary Examiner — Kevin K Rudzinski

Assistant Examiner — Paul D Bohannon

(74) *Attorney, Agent, or Firm* — Høglund & Pamiás,
PSC; Roberto J. Rios


(57) **CLAIM**

The ornamental design for a chair, as shown and described.

DESCRIPTION

FIG. 1 is a front perspective view of the chair.
FIG. 2 is a front view of the chair of FIG. 1.
FIG. 3 is a top view of the chair of FIG. 1.
FIG. 4 is a bottom view of the chair of FIG. 1.
FIG. 5 is a right view of the chair of FIG. 1.
FIG. 6 is a left view of the chair of FIG. 1; and,
FIG. 7 is a back view of the chair of FIG. 1.

(Continued)



The color of the chair forms no part of the claimed design. Shading shown on surfaces of the claim represents contour and does not represent any particular color, material, texture or finish.

1 Claim, 7 Drawing Sheets

(56)

References Cited

U.S. PATENT DOCUMENTS

D844,342 S	*	4/2019	Tran	D6/379
D844,343 S	*	4/2019	Tran	D6/380
D871,098 S	*	12/2019	Giampietro	D6/379
D880,918 S	*	4/2020	Velez	D6/716
D887,192 S	*	6/2020	Cantarutti	D6/716

* cited by examiner



FIG. 1




FIG. 2



FIG. 3




FIG. 4



FIG. 5




FIG. 6



FIG. 7