



US00D913706S

(12) **United States Design Patent**
Weitzner

(10) **Patent No.:** **US D913,706 S**

(45) **Date of Patent:** **** Mar. 23, 2021**

- (54) **FABRIC WITH PATTERN**
- (71) Applicant: **Hunter Douglas Inc.**, Pearl River, NY (US)
- (72) Inventor: **Lori Weitzner**, New York, NY (US)
- (73) Assignee: **Hunter Douglas Inc.**, Pearl River, NY (US)
- (**) Term: **15 Years**
- (21) Appl. No.: **29/679,245**

D96,031 S *	6/1935	Gaul, Jr.	D5/47
D97,640 S *	11/1935	Fago	D6/582
D101,300 S *	9/1936	Forstmann	D5/47
D105,776 S *	8/1937	Hanson	D5/47
D105,873 S *	8/1937	Hughes	D5/47
D106,097 S *	9/1937	Curren	D5/60
D106,897 S *	11/1937	Minoff	D5/47
D125,624 S *	3/1941	Minton	D5/47
D168,189 S *	11/1952	Portong	D5/47
D176,623 S *	1/1956	McCord	D5/47
D182,890 S *	5/1958	Goforth	D5/47
D183,320 S *	8/1958	McCord	D5/53
D183,693 S *	10/1958	Howell	D5/53
D184,135 S *	12/1958	McCord	D21H 25/005
			D5/53

- (22) Filed: **Feb. 4, 2019**
- (51) **LOC (13) Cl.** **05-05**
- (52) **U.S. Cl.**
USPC **D5/47**
- (58) **Field of Classification Search**
USPC D5/4, 7, 11, 18, 21, 26, 29, 30, 32, 35, D5/36, 37, 40, 41, 43, 47, 48, 52, 53, 55, D5/56, 57, 58, 59, 60, 61, 62, 63, 64, 65, D5/66, 99; D6/582, 588, 589, 597, 608, D6/617, 619, 602, 612, 616, 622, 625; D19/1; D25/138; D32/57
CPC .. A61F 2002/30144; A61F 2002/30143; A61F 2013/53916; A61F 2013/530562; A61F 2013/00153; A61F 2013/0068; B44F 3/00; B44F 7/00; D21F 1/0027; D21H 27/02; F41H 3/02
See application file for complete search history.

(Continued)

Primary Examiner — Karen S Acker
(74) *Attorney, Agent, or Firm* — Leason Ellis LLP

(57) **CLAIM**

The ornamental design for a fabric with pattern, as shown and described.

DESCRIPTION


The patent or application file contains at least one drawing executed in color. Copies of this patent or patent application publication with color drawing(s) will be provided by the Office upon request and payment of the necessary fee.
FIG. 1 is a front view of a fabric with pattern according to a first embodiment of the claimed design;
FIG. 2 is an enlarged detail view of area 2 circumscribed within FIG. 1;
FIG. 3 is a front view of a fabric with pattern according to a second embodiment of the claimed design; and,
FIG. 4 is an enlarged detail view of area 4 circumscribed within FIG. 3.
The broken line surrounding FIGS. 2 and 4 and within FIGS. 1 and 3 denote the boundaries of the detail areas and form no part of the claimed design.

1 Claim, 4 Drawing Sheets
(4 of 4 Drawing Sheet(s) Filed in Color)

(56) **References Cited**

U.S. PATENT DOCUMENTS

D8,418 S *	6/1875	Clark	D5/47
D41,812 S *	9/1911	Wearne	D5/62
1,741,697 A *	12/1929	Hampson	D21H 5/06
			118/102
D90,413 S *	8/1933	Persky	D5/47
D95,404 S *	4/1935	Forstmann	D5/47



(56)

References Cited

U.S. PATENT DOCUMENTS

D184,137 S * 12/1958 McCord D5/53
3,305,911 A * 2/1967 Chapman D03D 9/00
28/163
3,782,137 A * 1/1974 Hughes D04B 23/08
66/192
4,191,609 A * 3/1980 Trokhan D21H 25/005
162/113
5,620,779 A * 4/1997 Levy D04H 1/559
428/167
D463,138 S * 9/2002 Cohen D5/53
D466,701 S * 12/2002 Dalle Mese D5/28
D566,404 S * 4/2008 Harkenrider D5/60
D573,353 S * 7/2008 Kim D5/60
D833,157 S * 11/2018 Takahashi D5/7
D845,650 S * 4/2019 Naruko D04H 1/559
D5/60
2005/0217814 A1 * 10/2005 Super D21H 25/005
162/111
2016/0037650 A1 * 2/2016 Ostholt C23C 18/204
428/209

* cited by examiner




FIG. 1




FIG. 2




FIG. 3




FIG. 4