



US00D913676S

(12) **United States Design Patent**
Matthews

(10) **Patent No.:** **US D913,676 S**
(45) **Date of Patent:** **** Mar. 23, 2021**

- (54) **SHOE**
- (71) Applicant: **NIKE, Inc.**, Beaverton, OR (US)
- (72) Inventor: **Darryl Matthews**, Portland, OR (US)
- (73) Assignee: **NIKE, Inc.**, Beaverton, OR (US)
- (**) Term: **15 Years**
- (21) Appl. No.: **29/704,249**
- (22) Filed: **Sep. 3, 2019**
- (51) **LOC (13) Cl.** **02-04**
- (52) **U.S. Cl.**
USPC **D2/972**
- (58) **Field of Classification Search**
USPC D2/896, 902, 904, 906-908, 944, 969,
D2/972-974; D5/47, 49, 50, 53, 54, 56,
D5/60
CPC ... A43B 13/181; A43B 13/141; A43B 13/186;
A43B 13/188; A43B 23/00; A43B 23/02;
A43B 5/00; A43B 23/26; A43B 1/04;
A43B 11/14; A43B 7/00; A43B 3/12;
A43C 3/00; A43C 5/00; A43C 7/00;
A43C 11/004; A43C 1/00; A43C 1/06
See application file for complete search history.

D336,358 S *	6/1993	Hatfield	D2/973
D337,425 S *	7/1993	Hatfield	D2/973
D340,125 S *	10/1993	Johnson	D2/910
D343,277 S *	1/1994	Richard	D2/970
D345,247 S *	3/1994	Bailey	D2/969
D346,686 S *	5/1994	Hatfield	D2/973
D348,977 S *	7/1994	Koh	D2/903
D351,723 S *	10/1994	Bevier	D2/969
D358,021 S *	5/1995	Vestuti	D2/902
D460,245 S *	7/2002	Butler	D2/916
D473,702 S *	4/2003	Burg	D2/969
D511,609 S *	11/2005	Magro	D2/902
D513,361 S *	1/2006	Teriatnikov	D2/969
D527,886 S *	9/2006	Morris	D2/972
D539,018 S *	3/2007	Belley	D2/969
D671,728 S *	12/2012	Kelley	D2/969
D674,178 S *	1/2013	Petrie	D2/972
D675,008 S *	1/2013	VanHook	D2/972
D718,920 S *	12/2014	Jones	D2/946
D726,998 S *	4/2015	Mochen	D2/906
9,596,904 B2 *	3/2017	Bishop	A43B 3/126
D804,799 S *	12/2017	Petrenka	D2/969
D804,800 S *	12/2017	Petrenka	D2/969
D854,302 S *	7/2019	McMillan	D2/969

* cited by examiner

Primary Examiner — Dominic V Simone
(74) *Attorney, Agent, or Firm* — Banner & Witcoff, Ltd.

(57) **CLAIM**

The ornamental design for a shoe, as shown and described.

DESCRIPTION

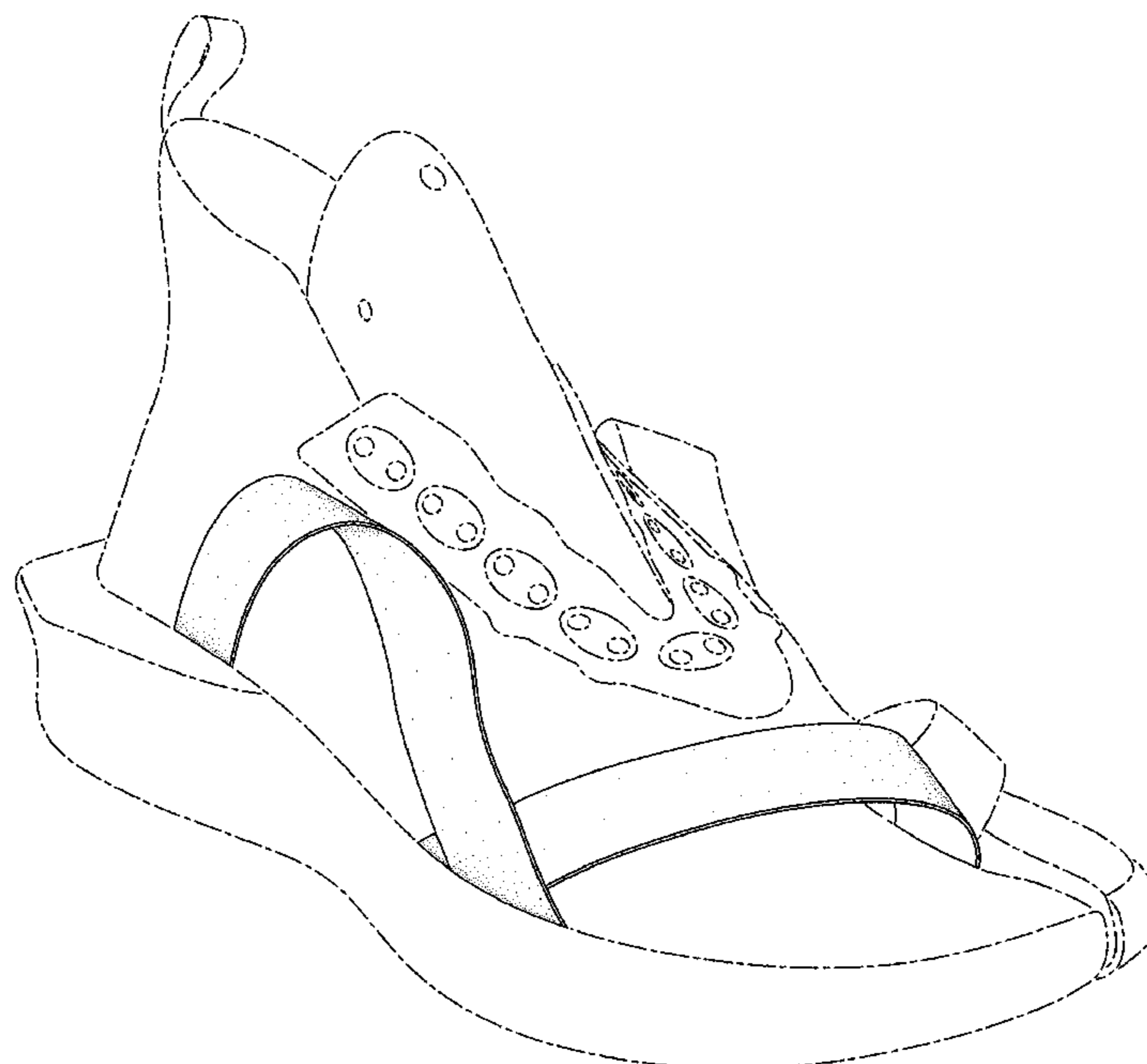
FIG. 1 is a front perspective view of a shoe showing my new design;
FIG. 2 is a side view thereof; and,
FIG. 3 is a rear perspective view thereof.
The broken lines depicting the remainder of the shoe show features that form no part of the claimed design.

1 Claim, 3 Drawing Sheets

(56) **References Cited**

U.S. PATENT DOCUMENTS

D64,104 S *	2/1924	Kezy	D2/911
2,006,802 A *	7/1935	Goodman	A43C 15/063 36/7.7
D122,454 S *	9/1940	Ascheim	A43B 3/126 D2/911
D283,463 S *	4/1986	Chassaing	D2/902
D298,685 S *	11/1988	Dillard	D2/902
D328,517 S *	8/1992	Hallenbeck	D2/978



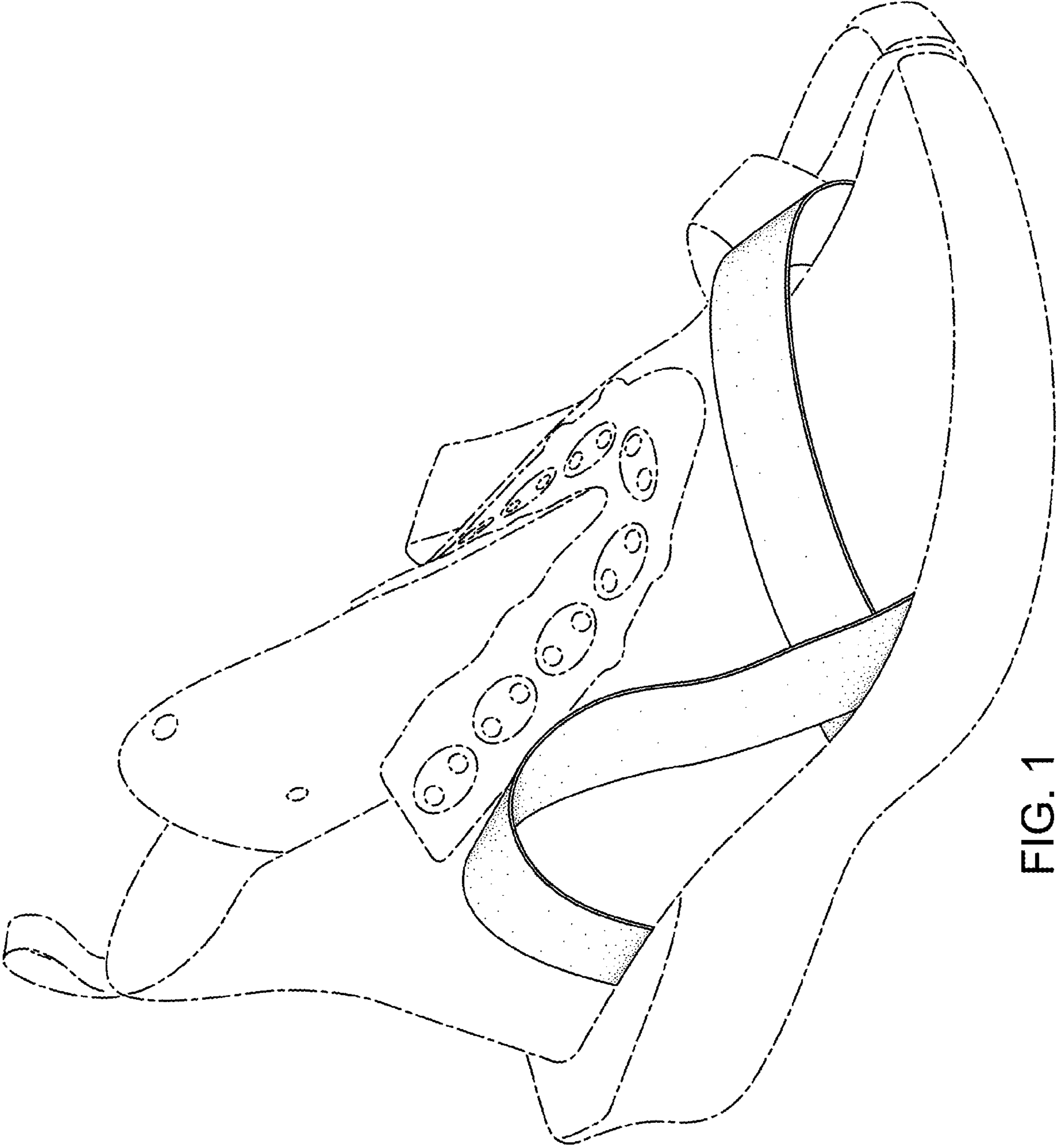


FIG. 1

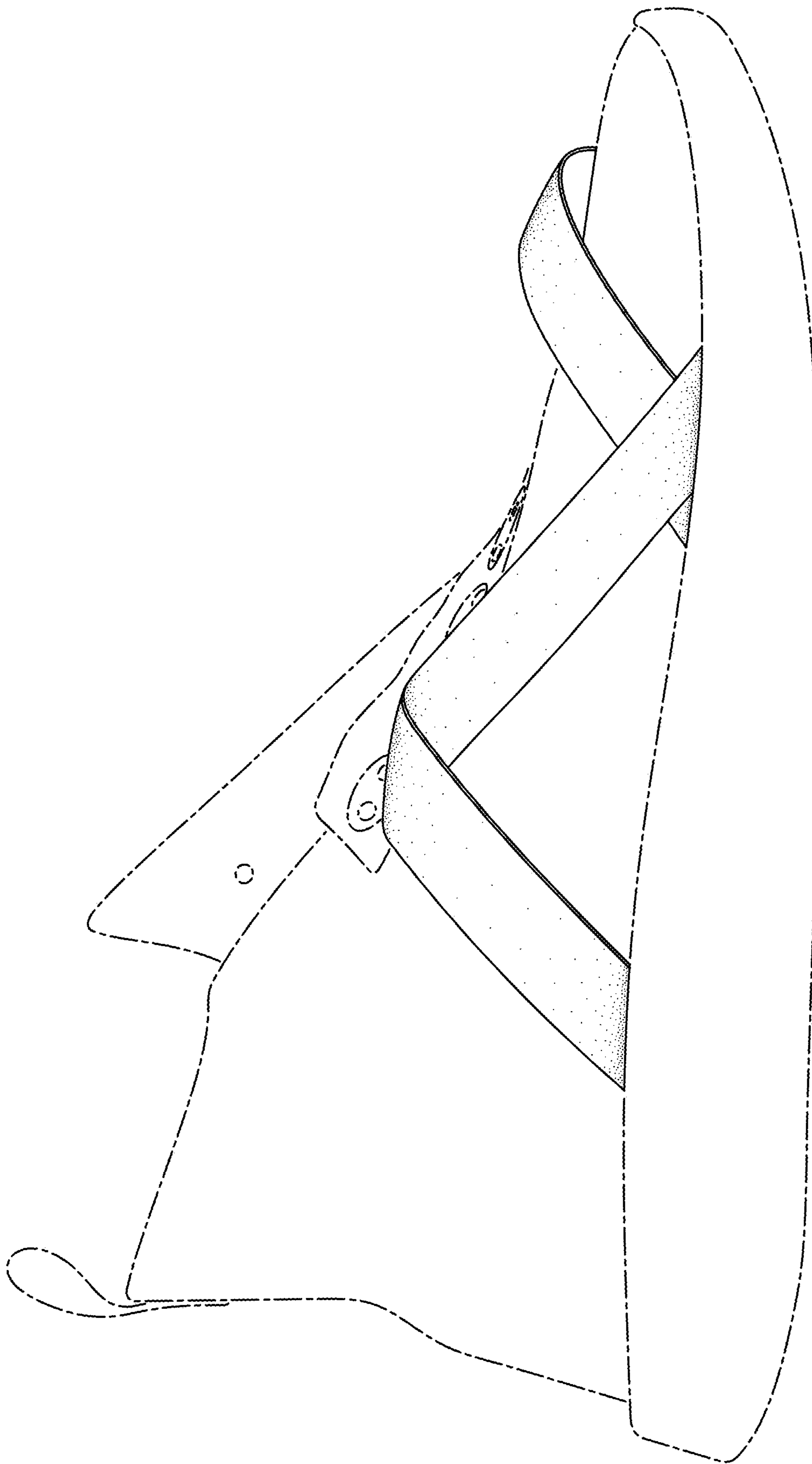


FIG. 2

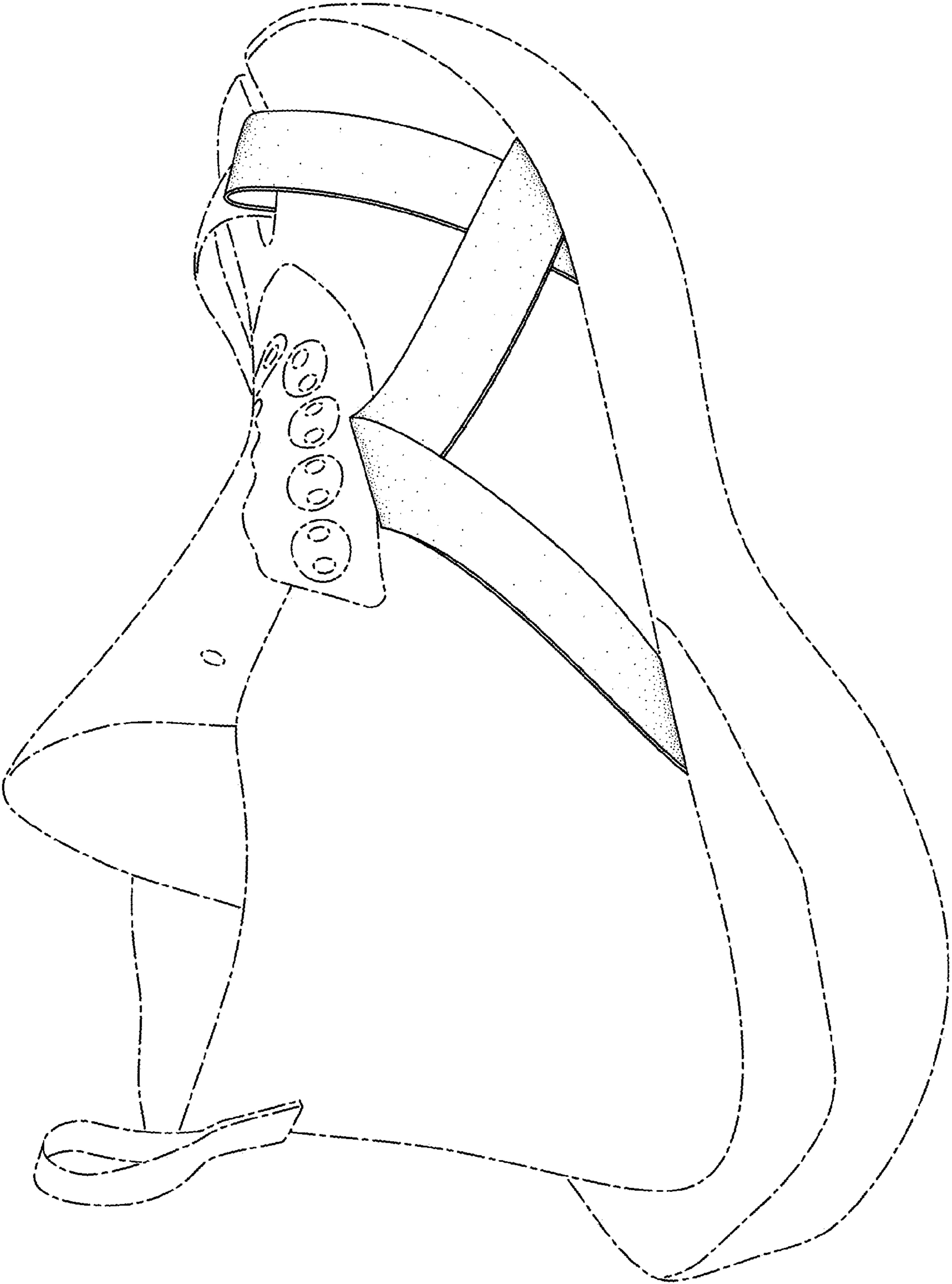


FIG. 3