



US00D913675S

(12) **United States Design Patent**
Ortega

(10) **Patent No.:** **US D913,675 S**
(45) **Date of Patent:** **** Mar. 23, 2021**

- (54) **SHOE UPPER**
- (71) Applicant: **Brooks Sports, Inc.**, Seattle, WA (US)
- (72) Inventor: **Gabriel Ricardo Ortega**, Bellevue, WA (US)
- (73) Assignee: **Brook Sports, Inc.**, Seattle, WA (US)
- (**) Term: **15 Years**
- (21) Appl. No.: **29/711,576**
- (22) Filed: **Oct. 31, 2019**
- (51) **LOC (13) Cl.** **02-04**
- (52) **U.S. Cl.**
USPC **D2/969**
- (58) **Field of Classification Search**
USPC D2/896, 902, 906-908, 943-946, 969,
D2/972-974
CPC A43B 13/181; A43B 23/00; A43B 23/02;
A43B 5/00; A43B 1/04; A43B 13/141;
A43B 13/188; A43B 13/186; A43B
23/26; A43B 7/00; A43B 3/12; A43C
3/00; A43C 7/00; A43C 11/004; A43C
5/00
See application file for complete search history.

(56) **References Cited**

U.S. PATENT DOCUMENTS

- D648,110 S * 11/2011 Rasmussen D2/972
- D683,128 S * 5/2013 Avar D2/972
- 9,545,132 B2 * 1/2017 Hatfield A43B 23/0205
- 9,968,161 B2 * 5/2018 Humphrey A43B 13/141
- D849,371 S * 5/2019 Ortega D2/902
- D849,372 S * 5/2019 Ortega D2/902
- D859,806 S * 9/2019 Lee D2/972
- D867,729 S * 11/2019 Dean D2/902

- D870,446 S * 12/2019 Page D2/972
- 10,555,582 B2 * 2/2020 Humphrey A43C 11/004
- D882,909 S * 5/2020 Small D2/902
- 2018/0049515 A1 * 2/2018 Marvin A43B 13/187

OTHER PUBLICATIONS

Transcend 7 posted by Brooks posted date unknown, © Brooks Running, [online], [site visited Oct. 8, 2020]. Available from Internet, https://www.brooksrunning.com/en_us/transcend-7-womens-road-running-shoe/120319.html?dwvar_120319_color=082&dwvar_120319_width=B (Year: 2020).*

* cited by examiner

Primary Examiner — Cynthia Ramirez

Assistant Examiner — Laura H Yu

(74) *Attorney, Agent, or Firm* — Cozen O'Connor

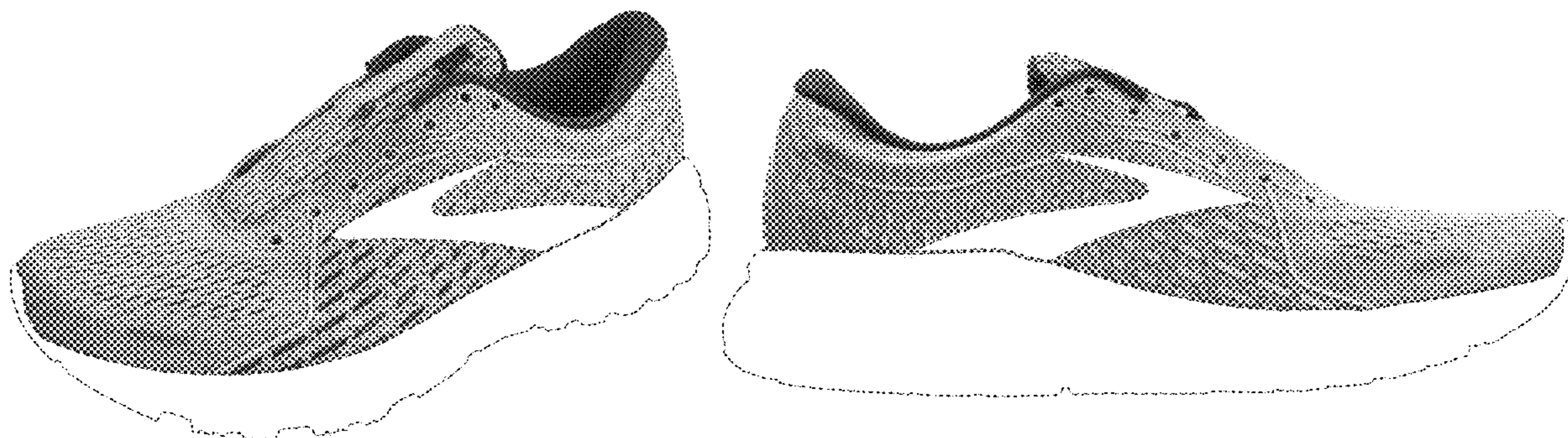
(57) **CLAIM**

The ornamental design for a shoe upper, substantially as shown and described.

DESCRIPTION

FIG. 1 is a photographic perspective view of a shoe upper showing my new design;
FIG. 2 is a front view of the shoe upper shown in FIG. 1;
FIG. 3 is a rear view of the shoe upper shown in FIG. 1;
FIG. 4 is a side view of the shoe upper shown in FIG. 1;
FIG. 5 is another side view of the shoe upper shown in FIG. 1; and,
FIG. 6 is a top view of the shoe upper illustrated in FIG. 1.
The broken lines on the shoe upper illustrate portions of the shoe upper that form no part of the claimed design. The broken lines in the figures depicting a sole of a shoe are for the purpose of illustrating environment and form no part of the claimed design.

1 Claim, 6 Drawing Sheets






FIG. 1




FIG. 2




FIG. 3



FIG. 4




FIG. 5

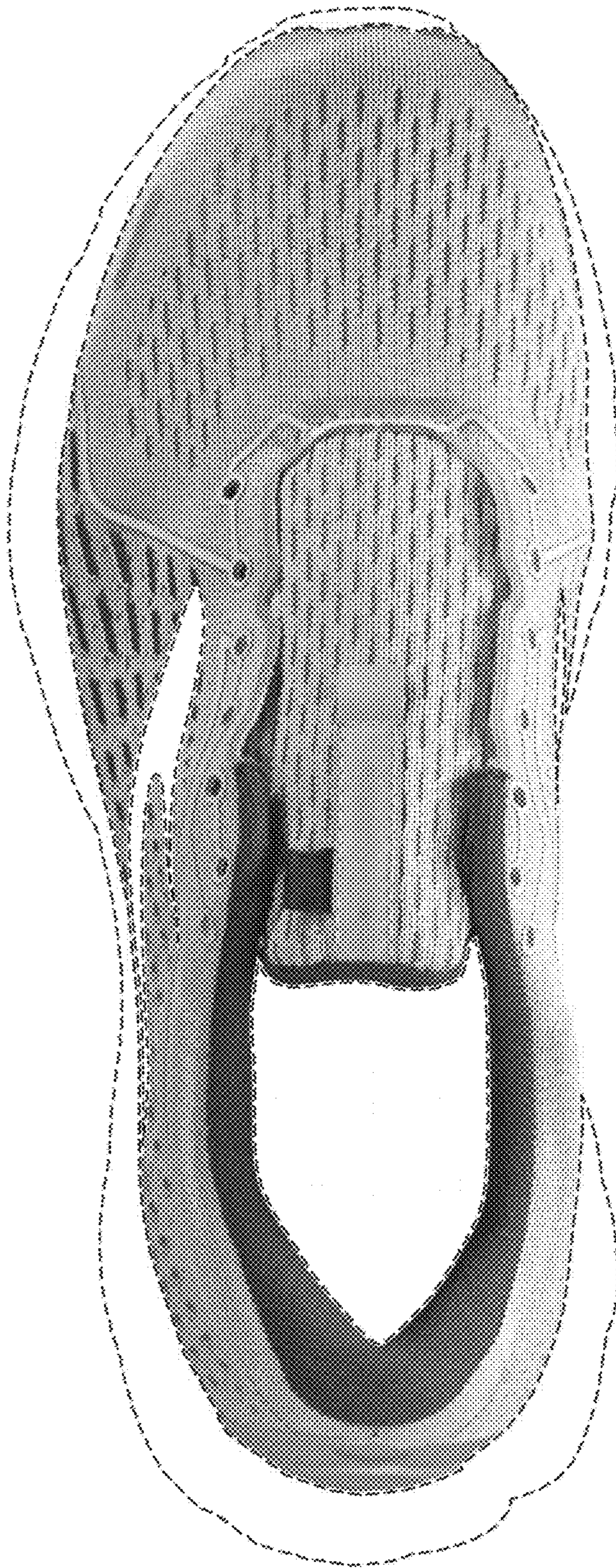


FIG. 6