



US00D913650S

(12) **United States Design Patent**
Ortega

(10) **Patent No.:** **US D913,650 S**

(45) **Date of Patent:** **** Mar. 23, 2021**

(54) **SHOE**

(71) Applicant: **Brooks Sports, Inc.**, Seattle, WA (US)

(72) Inventor: **Gabriel Ricardo Ortega**, Bellevue, WA (US)

(73) Assignee: **Brooks Sports, Inc.**, Seattle, WA (US)

(**) Term: **15 Years**

(21) Appl. No.: **29/761,136**

(22) Filed: **Dec. 7, 2020**

Related U.S. Application Data

(62) Division of application No. 29/711,576, filed on Oct. 31, 2019.

(51) **LOC (13) Cl.** **02-04**

(52) **U.S. Cl.**
USPC **D2/908**

(58) **Field of Classification Search**
USPC D2/896, 902, 906-908, 943-946, 969, D2/972-974

CPC A43B 13/181; A43B 23/00; A43B 23/02; A43B 5/00; A43B 1/04; A43B 13/141; A43B 13/188; A43B 13/186; A43B 23/26; A43B 7/00; A43B 3/12; A43C 3/00; A43C 7/00; A43C 11/004; A43C 5/00

See application file for complete search history.

(56) **References Cited**

U.S. PATENT DOCUMENTS

D368,795 S * 4/1996 Tanaka D2/951
D464,474 S * 10/2002 Swift D2/902
D492,472 S * 7/2004 Ortuno Santa D2/902
D648,110 S * 11/2011 Rasmussen D2/972
D683,128 S * 5/2013 Avar D2/972
9,545,132 B2 * 1/2017 Hatfield A43B 23/0205
9,968,161 B2 * 5/2018 Humphrey A43B 13/141
D849,371 S * 5/2019 Ortega D2/902

D849,372 S * 5/2019 Ortega D2/902
D859,806 S * 9/2019 Lee D2/972
D867,729 S * 11/2019 Dean D2/902
D870,446 S * 12/2019 Page D2/972
10,555,582 B2 * 2/2020 Humphrey A43C 11/004
D882,217 S * 4/2020 Zhang D2/916

(Continued)

FOREIGN PATENT DOCUMENTS

JP D1634090 * 10/2018

OTHER PUBLICATIONS

Transcend 7 posted by Brooks posted date unknown, © Brooks Running, [online], [site visited Oct. 8, 2020], Available from Internet, https://www.brooksrunning.com/en_us/transcend-7-womens-road-running-shoe/120319.html?dwvar_120319_color=082&dwvar_120319_width=B (Year: 2020).*

Primary Examiner — Cynthia Ramirez

Assistant Examiner — Laura H Yu

(74) *Attorney, Agent, or Firm* — Cozen O'Connor

(57) **CLAIM**

The ornamental design for a shoe, substantially as shown and described.

DESCRIPTION

FIG. 1 is a perspective view of a shoe showing my new design;

FIG. 2 is a bottom perspective view of the shoe shown in FIG. 1;

FIG. 3 is a front view of the shoe shown in FIG. 1;

FIG. 4 is a rear view of the shoe shown in FIG. 1;

FIG. 5 is a side view of the shoe shown in FIG. 1;


FIG. 6 is another side view of the shoe shown in FIG. 1;

FIG. 7 is a top view of the shoe shown in FIG. 1; and,

FIG. 8 is a bottom view of the shoe shown in FIG. 1.

The broken lines in the figures show portions of the shoe that form no part of the claimed design.

1 Claim, 8 Drawing Sheets



(56)

References Cited

U.S. PATENT DOCUMENTS

D882,909 S * 5/2020 Small D2/902
2018/0049515 A1 * 2/2018 Marvin A43B 13/187

* cited by examiner



FIG. 1



FIG. 2




FIG. 3



FIG. 4



FIG. 5



FIG. 6

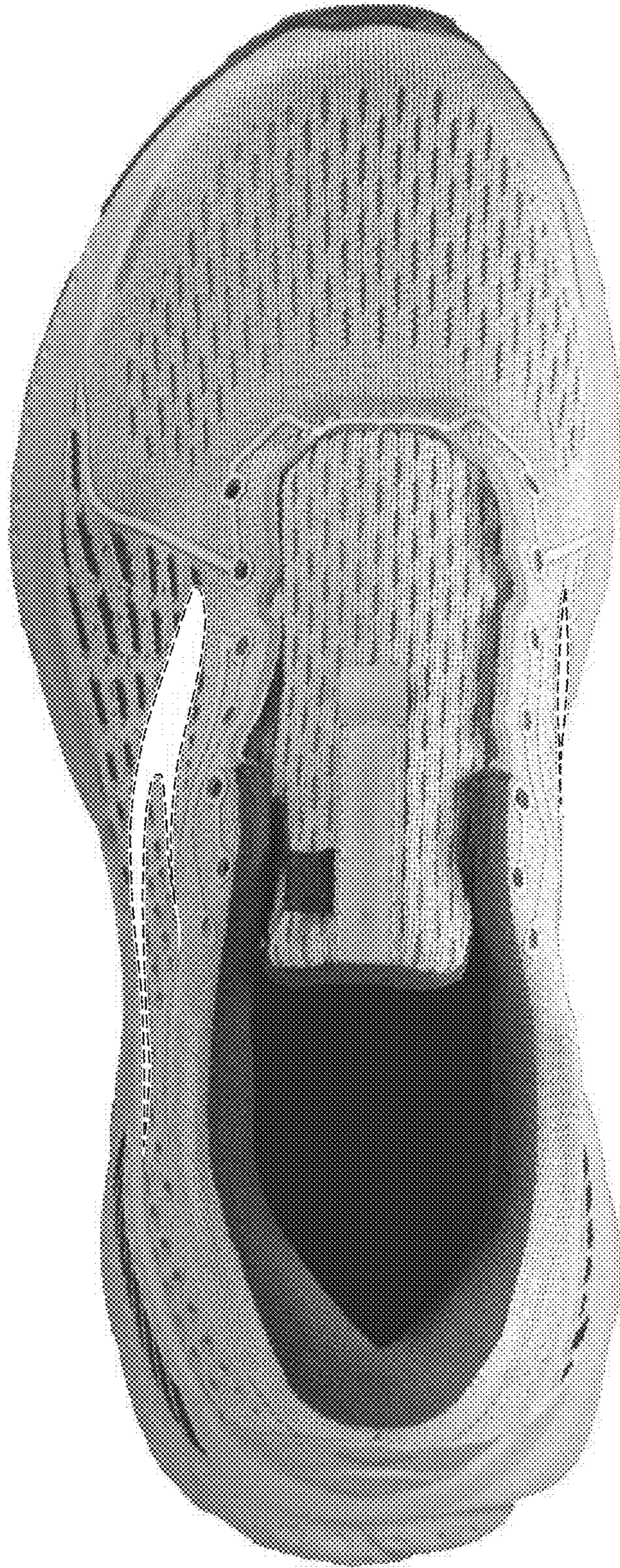


FIG. 7



FIG. 8