



US00D913649S

(12) **United States Design Patent**
Suh

(10) **Patent No.:** **US D913,649 S**

(45) **Date of Patent:** **** Mar. 23, 2021**

(54) **SHOE**

(71) Applicant: **Brooks Sports, Inc.**, Seattle, WA (US)

(72) Inventor: **Brian Hyungsuk Suh**, Seattle, WA (US)

(73) Assignee: **Brooks Sports, Inc.**, Seattle, WA (US)

(**) Term: **15 Years**

(21) Appl. No.: **29/761,134**

(22) Filed: **Dec. 7, 2020**

Related U.S. Application Data

(62) Division of application No. 29/711,574, filed on Oct. 31, 2019.

(51) **LOC (13) Cl.** **02-04**

(52) **U.S. Cl.**
USPC **D2/908**

(58) **Field of Classification Search**
USPC D2/896, 902, 906-908, 943-946, 969, D2/972-974

CPC A43B 13/181; A43B 23/00; A43B 23/02; A43B 5/00; A43B 1/04; A43B 13/141; A43B 13/188; A43B 13/186; A43B 23/26; A43B 7/00; A43B 3/12; A43C 3/00; A43C 7/00; A43C 11/004; A43C 5/00

See application file for complete search history.

(56) **References Cited**

U.S. PATENT DOCUMENTS

D368,795 S	*	4/1996	Tanaka	D2/951
D464,474 S	*	10/2002	Swift	D2/902
D492,472 S	*	7/2004	Ortuno Santa	D2/902
D683,128 S	*	5/2013	Avar	D2/972
D815,413 S	*	4/2018	Weddle	D2/969
D820,577 S	*	6/2018	Wright	D2/972
D849,371 S	*	5/2019	Ortega	D2/902
D849,372 S	*	5/2019	Ortega	D2/902

D868,445 S	*	12/2019	de Montgolfier	D2/972
D870,446 S	*	12/2019	Page	D2/972
10,555,582 B2	*	2/2020	Humphrey	A43C 11/004
D882,217 S	*	4/2020	Zhang	D2/916

FOREIGN PATENT DOCUMENTS

JP D1634090 * 10/2018

OTHER PUBLICATIONS

Ghost 13 posted by Brooks posted date unknown, © Brooks Running, [online], [site visited Oct. 8, 2020], Available from Internet, https://www.brooksrunning.com/en_us/ghost-13-womens-running-shoe/120338.html?dwvar_120338_color=129&dwvar_120338_width=B (Year: 2020).*

* cited by examiner

Primary Examiner — Cynthia Ramirez

Assistant Examiner — Laura H Yu

(74) *Attorney, Agent, or Firm* — Cozen O'Connor

(57) **CLAIM**

The ornamental design for a shoe, substantially as shown and described.

DESCRIPTION

FIG. 1 is a perspective view of a shoe showing my new design;

FIG. 2 is a bottom perspective view of the shoe shown in FIG. 1;

FIG. 3 is a front view of the shoe shown in FIG. 1;

FIG. 4 is a rear view of the shoe shown in FIG. 1;

FIG. 5 is a side view of the shoe shown in FIG. 1;

FIG. 6 is another side view of the shoe shown in FIG. 1;

FIG. 7 is a top view of the shoe shown in FIG. 1; and,

FIG. 8 is a bottom view of the shoe shown in FIG. 1.

The broken lines in the figures show portions of the shoe that form no part of the claimed design.

1 Claim, 8 Drawing Sheets






FIG. 1



FIG. 2




FIG.3



FIG. 4



FIG. 5



FIG. 6

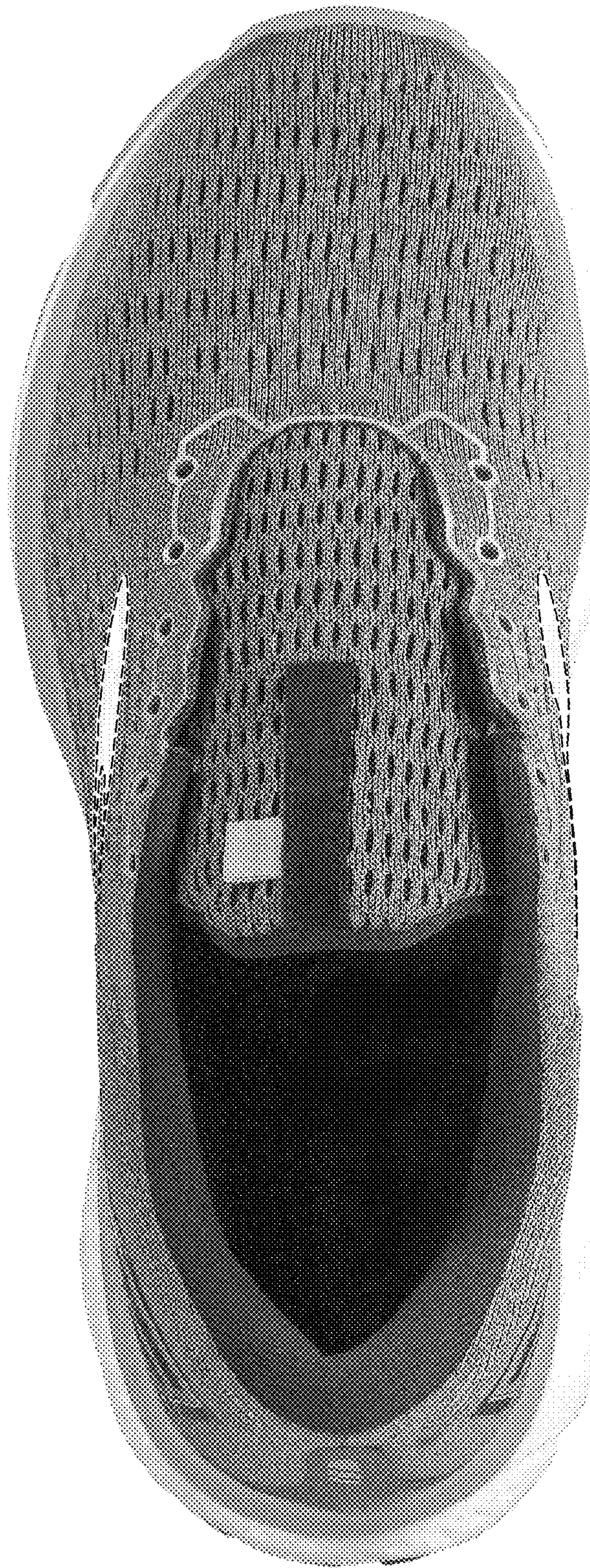


FIG. 7

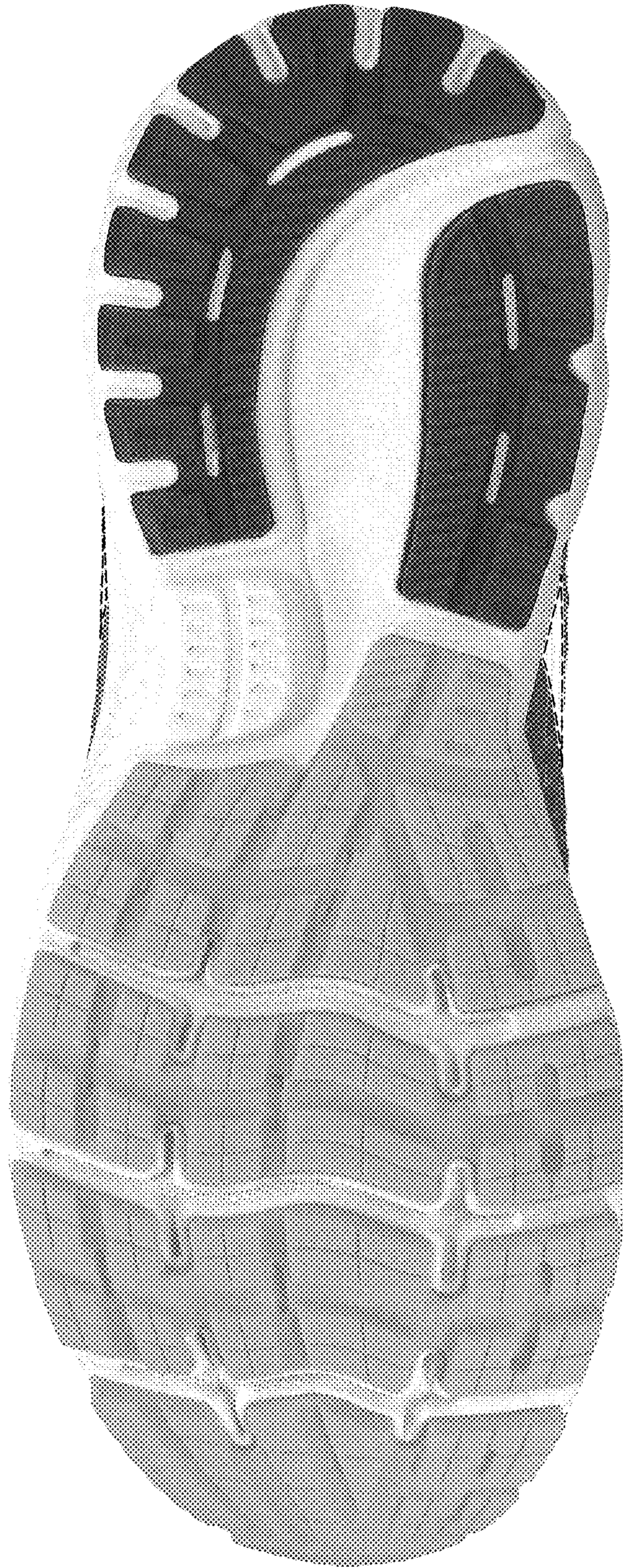


FIG. 8