



US00D913628S

(12) **United States Design Patent**
Gray

(10) **Patent No.:** **US D913,628 S**

(45) **Date of Patent:** **** Mar. 23, 2021**

- (54) **FOOTWEAR REMOVER**
- (71) Applicant: **Richard Frank Gray**, Dallas, TX (US)
- (72) Inventor: **Richard Frank Gray**, Dallas, TX (US)
- (**) Term: **15 Years**
- (21) Appl. No.: **29/694,452**
- (22) Filed: **Jun. 11, 2019**
- (51) **LOC (13) Cl.** **07-99**
- (52) **U.S. Cl.**
USPC **D2/642**
- (58) **Field of Classification Search**
USPC D2/641-643, 979, 999; D3/200;
D20/27; D24/136; D28/91.2; D32/46
CPC A47G 25/80; A47G 25/82; A47G 25/84;
A47G 25/86; A47G 25/88; A47G 25/90;
A47G 25/901; A47G 25/902; A47G
25/25; A47G 25/904; A47G 25/905;
A47G 25/907; A47G 25/908; A47G 25/92
See application file for complete search history.

(56) **References Cited**

U.S. PATENT DOCUMENTS

- 275,551 A * 4/1883 Walker A47G 25/80
223/115
- 530,080 A * 12/1894 Bisanz A47G 25/80
223/113
- 544,063 A * 8/1895 Jacks A47G 25/80
223/115
- 1,636,010 A * 7/1927 Moland A47G 25/80
223/117
- 1,849,282 A * 3/1932 Churchill A47G 25/80
223/115
- 1,893,280 A 1/1933 Gerfen
- 2,571,447 A 10/1951 Hilton
- 2,883,097 A * 4/1959 Scardamalia A47G 25/80
223/114
- D215,311 S * 9/1969 Born A47G 25/80
D6/541

- D217,225 S * 4/1970 Fitsimmons A47C 7/52
D8/373
 - D242,966 S * 1/1977 MacMillan A47G 25/80
D6/553
 - 4,262,828 A 4/1981 Kosakai
 - D275,814 S 10/1984 Windsor
 - D287,542 S * 1/1987 Wilkinson A47G 25/80
D2/642
 - 4,653,679 A 3/1987 Lojko
 - D347,313 S * 5/1994 Whitaker A47G 25/80
D2/642
 - D350,011 S 8/1994 Edwards
 - 5,516,015 A 5/1996 Berzins
 - 6,283,343 B1 9/2001 Hillmer
- (Continued)

FOREIGN PATENT DOCUMENTS

- GB 25257890 7/2016
- Primary Examiner* — Kevin K Rudzinski
Assistant Examiner — Clare Ann Gannon

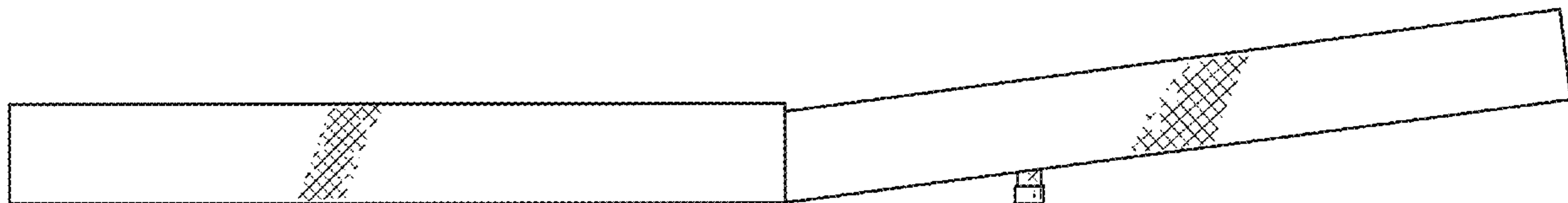
(57) **CLAIM**

I claim the ornamental design for a footwear remover, as shown and described.

DESCRIPTION

FIG. 1 is a right side view of the footwear remover.
 FIG. 2 is a left side view of the claimed design.
 FIG. 3 is a front view of the claimed design.
 FIG. 4 is a rear view of the claimed design.
 FIG. 5 is a top view of the claimed design.
 FIG. 6 is a bottom view of the claimed design.
 FIG. 7 is a perspective view of the claimed design showing the end use with footwear; and,
 FIG. 8 is a perspective view of the claimed design.
 The broken lines appearing in FIG. 7 of feet with footwear are environmental matter forming no part of the claimed design.

1 Claim, 5 Drawing Sheets



(56)

References Cited

U.S. PATENT DOCUMENTS

7,048,159 B1 * 5/2006 Bowers A47G 25/80
223/115
D894,528 S * 9/2020 Manuel D2/642

* cited by examiner

FIG. 1

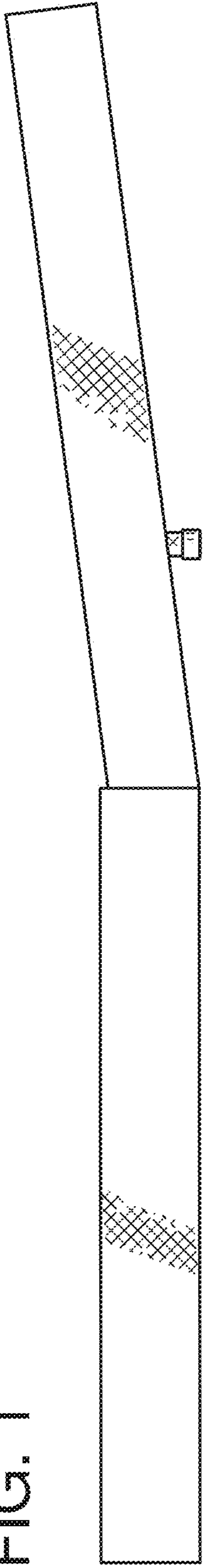


FIG. 2

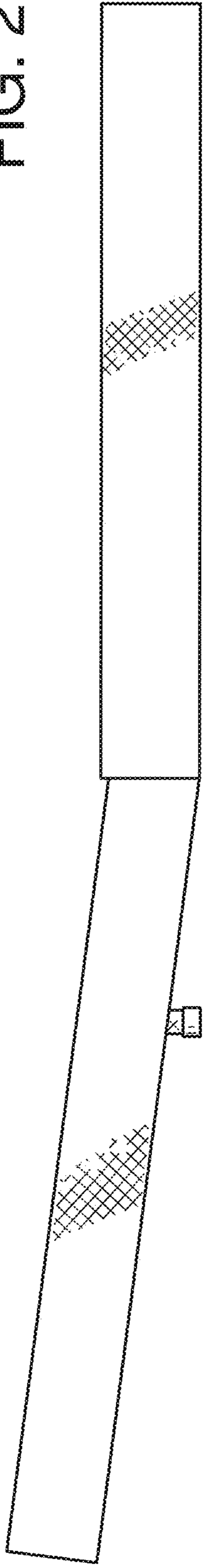


FIG. 3

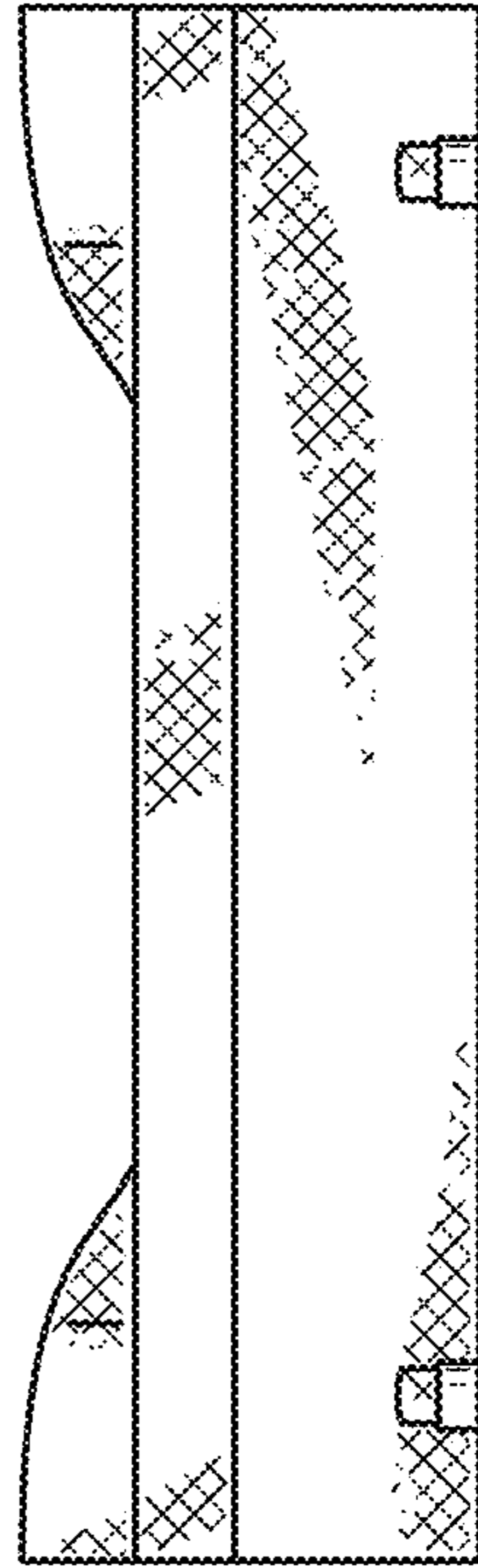
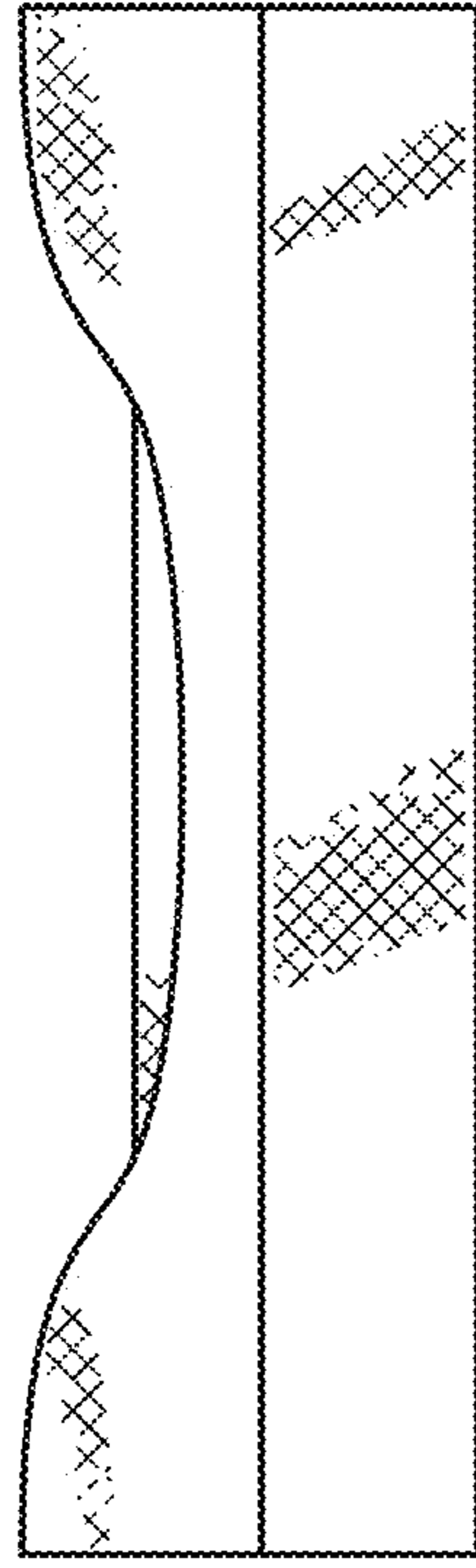


FIG. 4



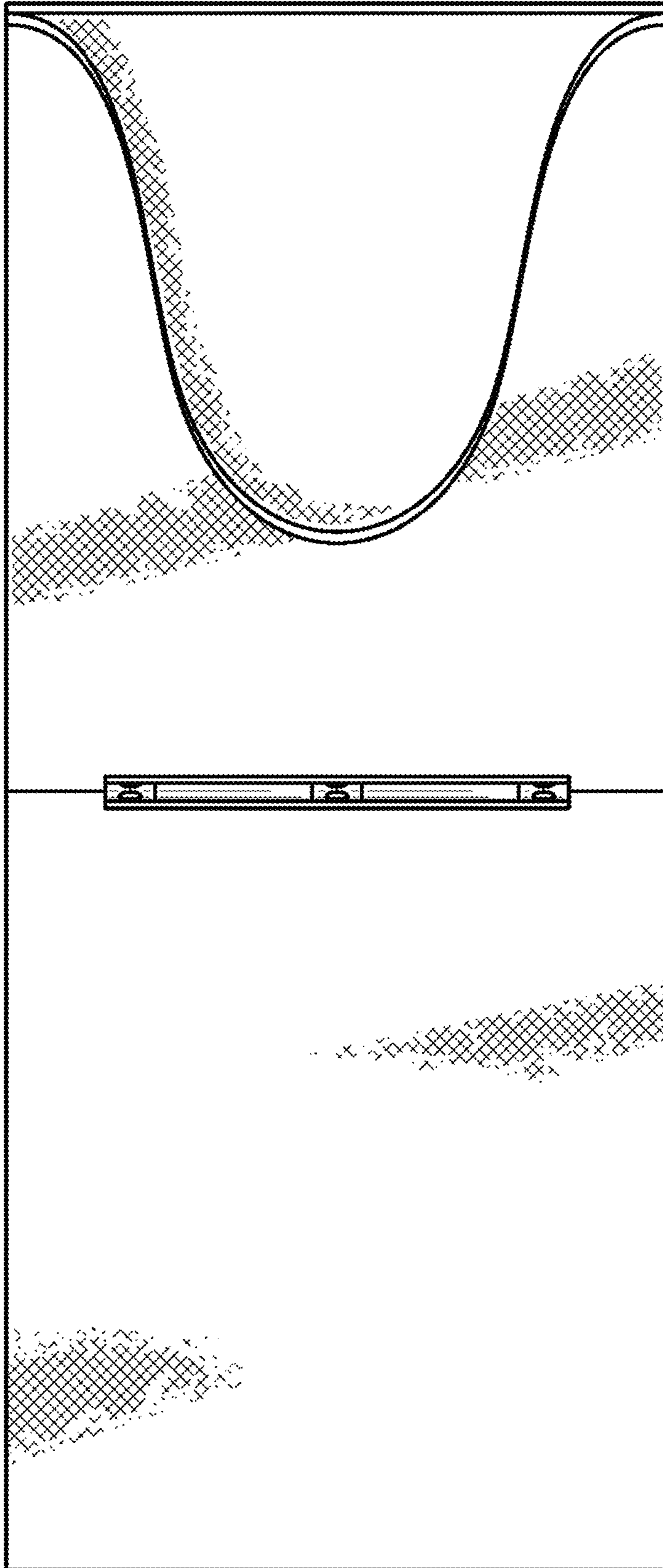


FIG. 5

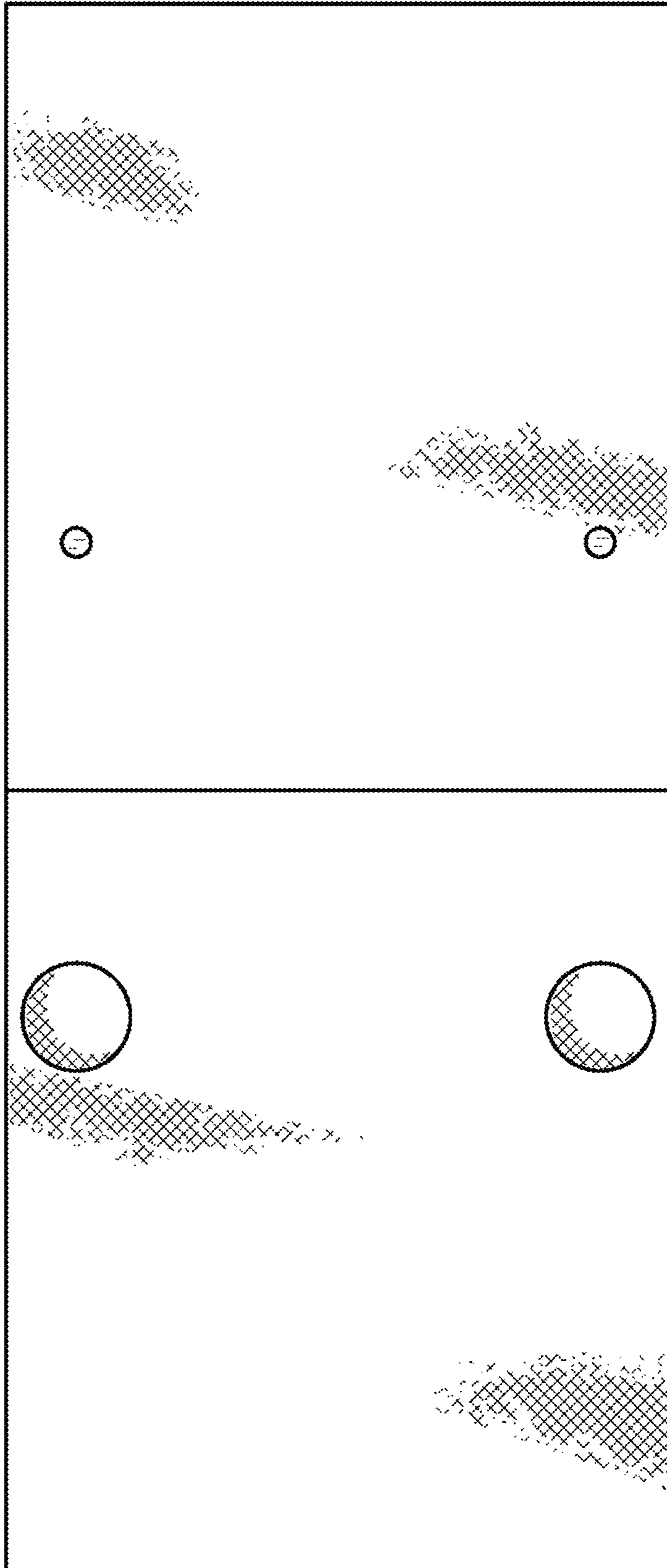


FIG. 6

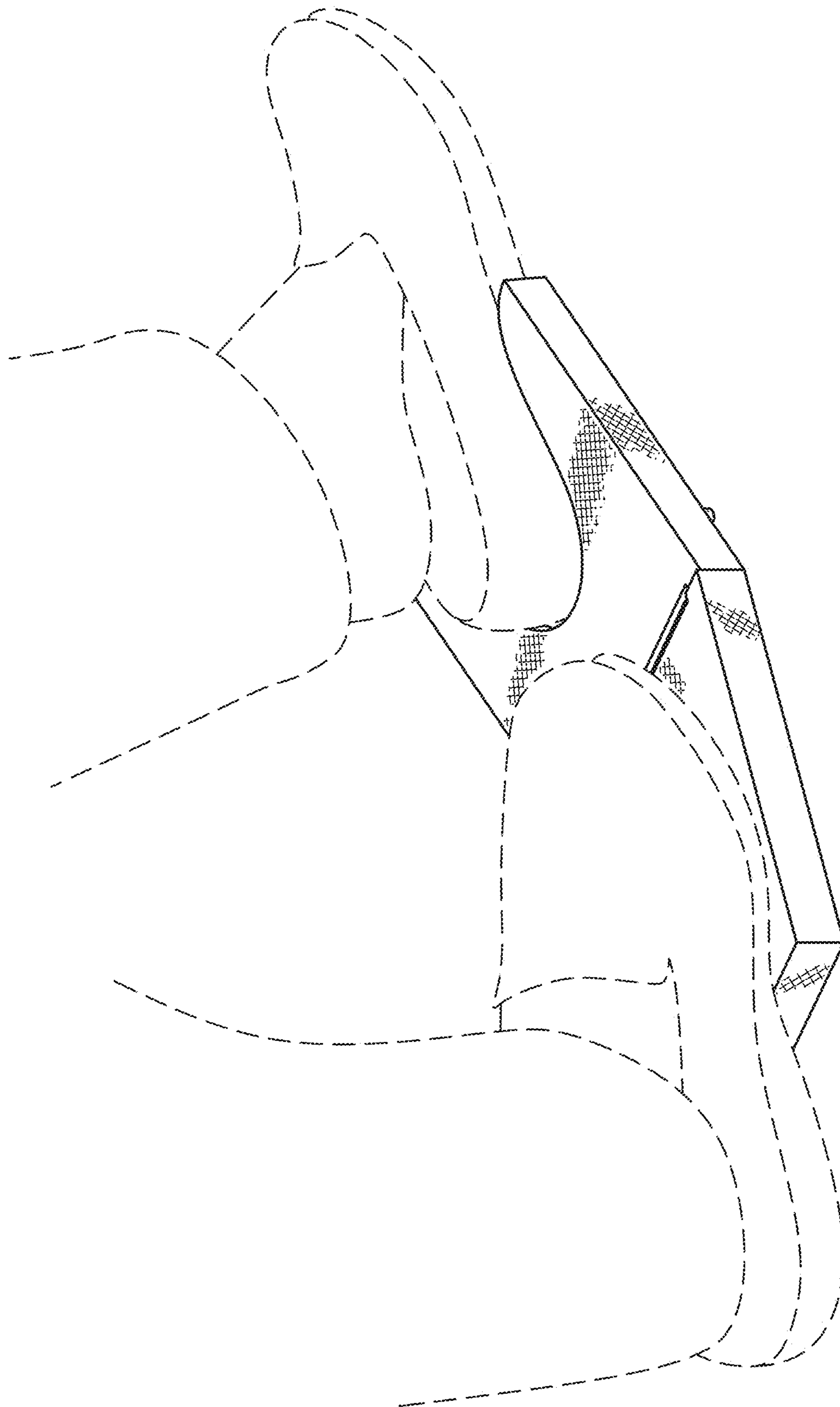


FIG. 7

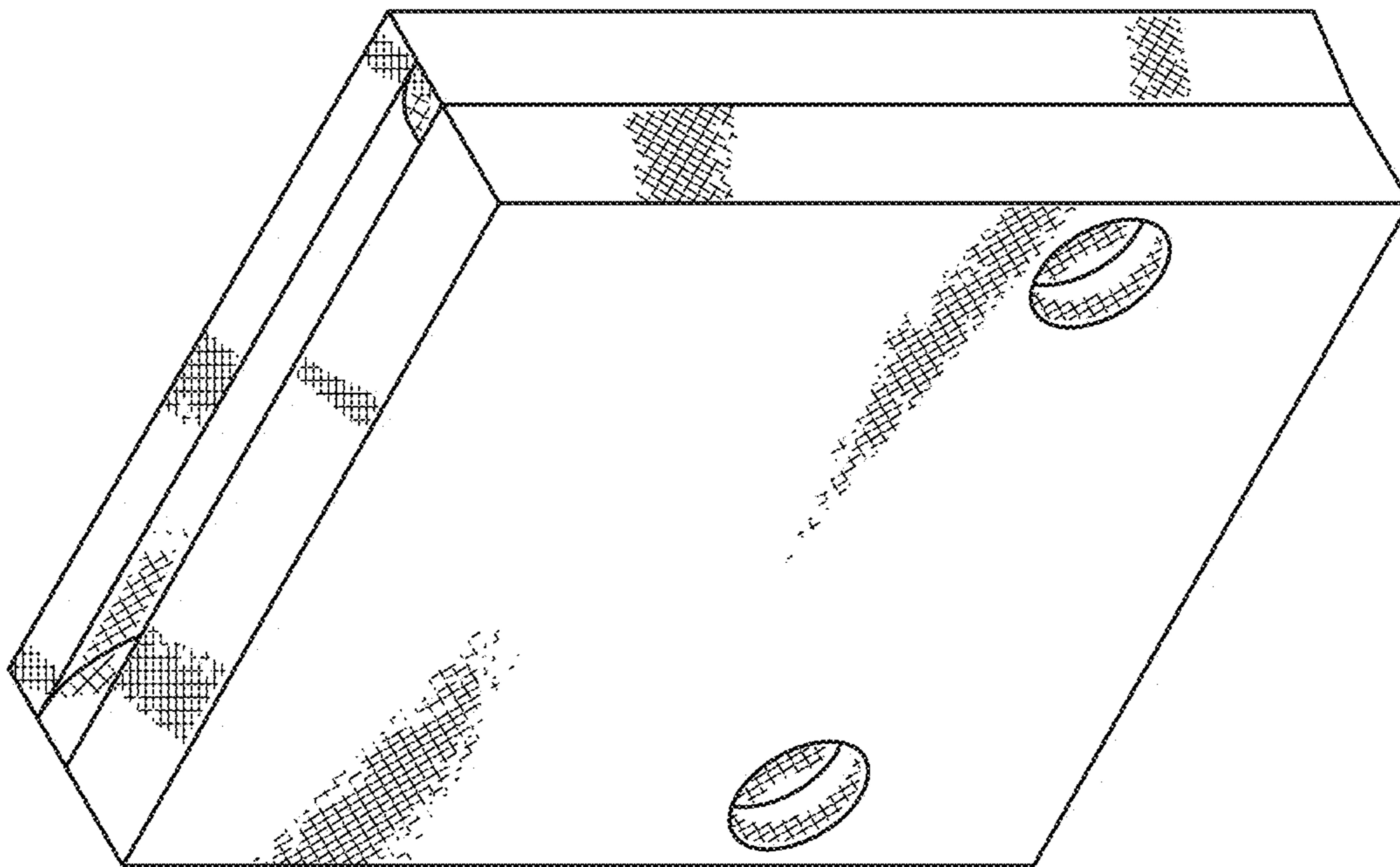


FIG. 8