



US00D913625S

(12) **United States Design Patent** (10) **Patent No.:** **US D913,625 S**  
**D'Errico et al.** (45) **Date of Patent:** **\*\* Mar. 16, 2021**

(54) **KEY CASE**

(71) Applicant: **Y.Share S.r.l.**, Milan (IT)

(72) Inventors: **Luigi D'Errico**, Orsenigo (IT); **Mattia De Santis**, Paullo (IT)

(\*\*) Term: **15 Years**

(21) Appl. No.: **35/508,120**

(22) Filed: **Oct. 1, 2019**

(80) **Hague Agreement Data**

Int. Filing Date: **Oct. 1, 2019**

Int. Reg. No.: **DM/204593**

Int. Reg. Date: **Oct. 1, 2019**

Int. Reg. Pub. Date: **Dec. 13, 2019**

(51) **LOC (13) Cl.** ..... **99-00**

(52) **U.S. Cl.**

USPC ..... **D99/28**

CPC ..... **G07C 9/00571** (2013.01)

(58) **Field of Classification Search**

USPC ..... D99/28-43, 99; D3/207; 109/1 R, 45;  
902/9, 30; 235/100, 382.5; 206/317,  
206/527, 235

CPC ..... G07C 9/0051; G07C 9/00174;  
G07C 9/0069; G07C 2209/07

See application file for complete search history.

(56) **References Cited**

**U.S. PATENT DOCUMENTS**

- 4,253,321 A \* 3/1981 Sorensen ..... A45C 11/324  
70/456 R
- 4,646,913 A \* 3/1987 Wing ..... A45C 11/324  
206/37.2
- D680,732 S \* 4/2013 Nagy ..... D3/207
- D705,533 S \* 5/2014 Tunney ..... D3/207
- D714,537 S \* 10/2014 Busch ..... D3/207
- D728,922 S \* 5/2015 Taylor ..... D3/207
- 9,262,901 B1 \* 2/2016 Mona ..... G08B 13/08

- D754,427 S \* 4/2016 Tunney ..... D3/207
- D754,428 S \* 4/2016 Tunney ..... D3/207
- D756,629 S \* 5/2016 Tunney ..... D3/207
- D756,630 S \* 5/2016 Tunney ..... D3/207
- D771,936 S \* 11/2016 Shlaferman ..... D3/207
- 9,628,115 B1 \* 4/2017 Tsai ..... H01Q 1/243
- D794,321 S \* 8/2017 Downes ..... D3/207
- D796,184 S \* 9/2017 Terkel ..... D3/207
- D821,739 S \* 7/2018 Hirschorn ..... D3/207
- D824,162 S \* 7/2018 Terkel ..... D3/207
- D833,139 S \* 11/2018 Hadden ..... D3/207
- D858,087 S \* 9/2019 Julianloo ..... D3/207
- D861,326 S \* 10/2019 Riley ..... D3/207
- D866,913 S \* 11/2019 Xu ..... D99/28
- D891,088 S \* 7/2020 Rolandsen ..... D3/207
- 10,713,740 B1 \* 7/2020 Caputo ..... G06K 7/1413
- 2009/0101711 A1 \* 4/2009 Grayson ..... G07C 9/29  
235/382.5
- 2012/0119877 A1 \* 5/2012 Ng ..... G07C 9/00571  
340/5.61
- 2014/0375422 A1 \* 12/2014 Huber ..... G07C 9/00571  
340/5.61
- 2017/0138112 A1 \* 5/2017 Makke ..... G01S 5/0027
- 2017/0178434 A1 \* 6/2017 Firth ..... H04W 12/04

\* cited by examiner

*Primary Examiner* — Richard E Chilcot

(57) **CLAIM**

The ornamental design for a key case, as shown and described.

**DESCRIPTION**

1. Key case

FIG. 1.1 is a top perspective view of a key case;

FIG. 1.2 is a front view thereof;

FIG. 1.3 is a back view thereof;

FIG. 1.4 is a left side view thereof;

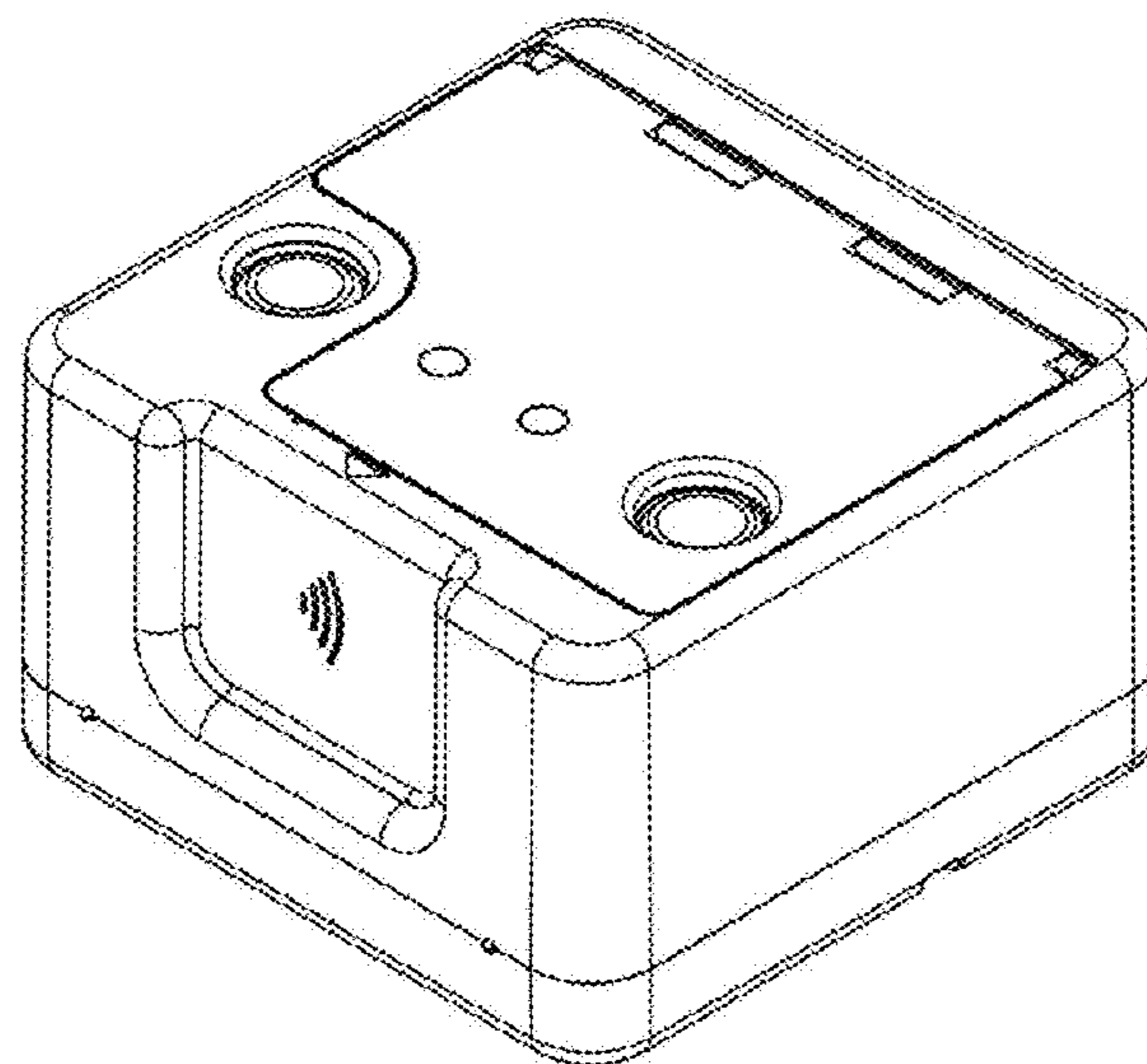
FIG. 1.5 is a right side view thereof;

FIG. 1.6 is a top view thereof;

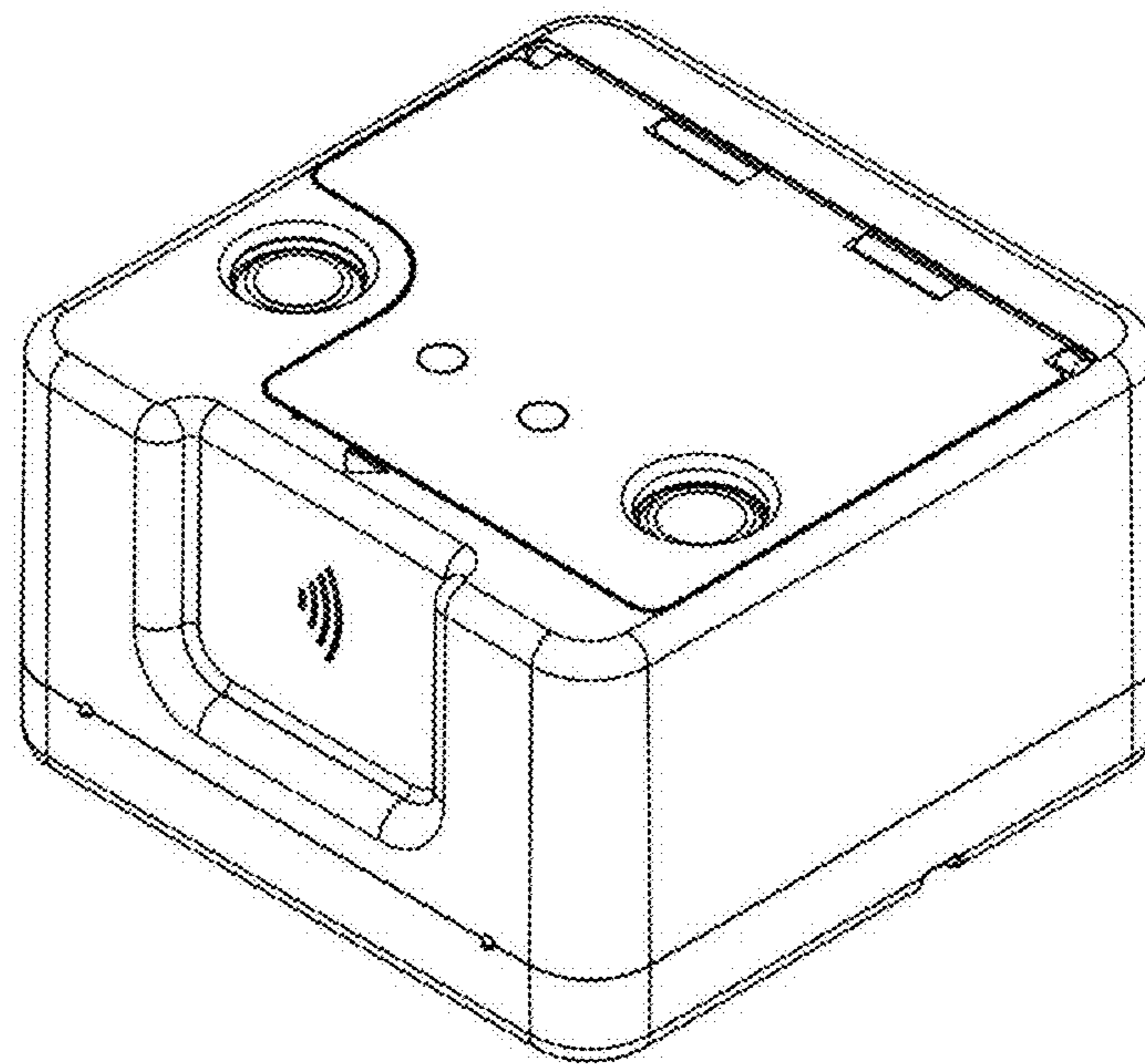
FIG. 1.7 is a bottom view thereof, and:

FIG. 1.8 is a bottom perspective view thereof.

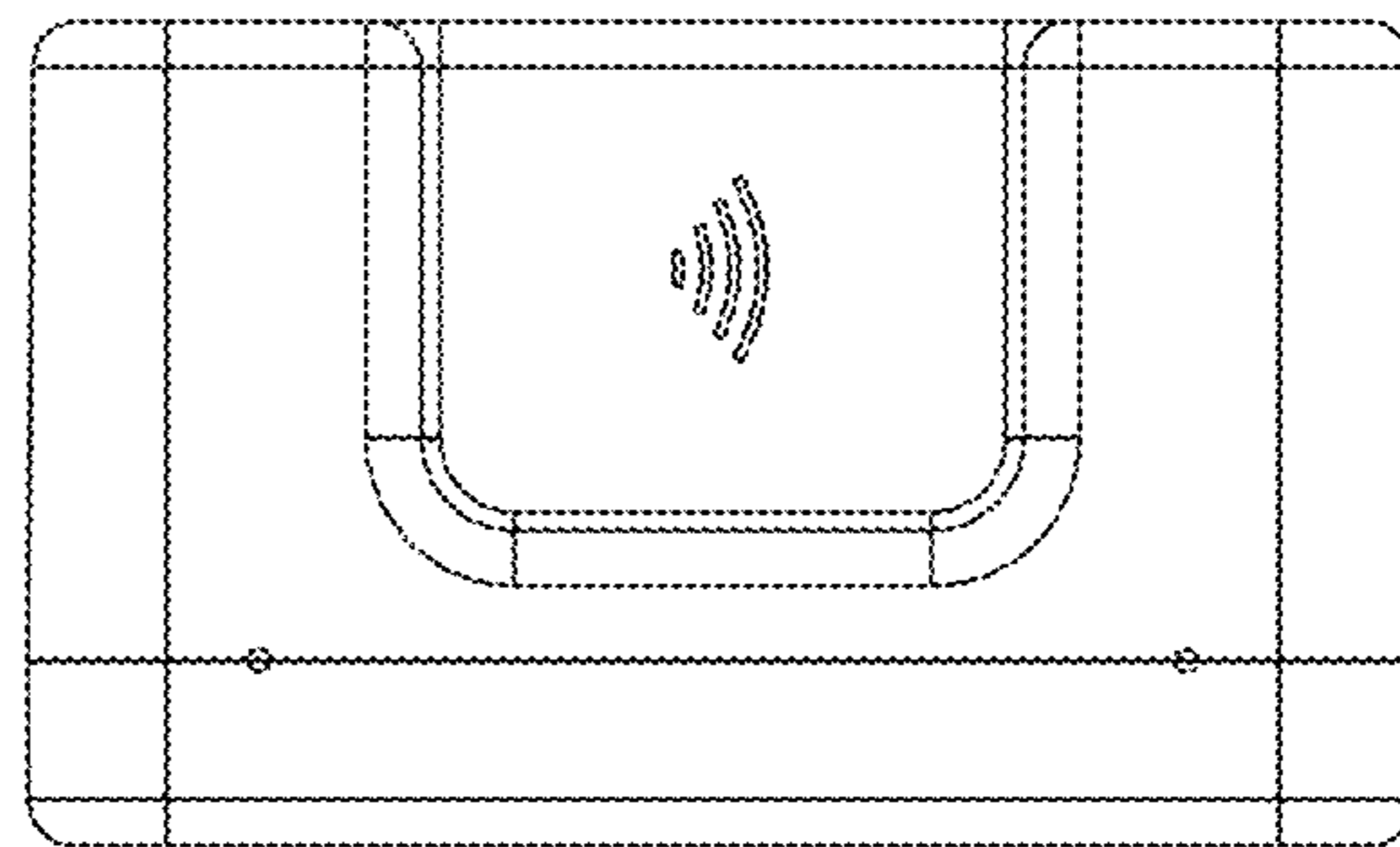
**1 Claim, 8 Drawing Sheets**



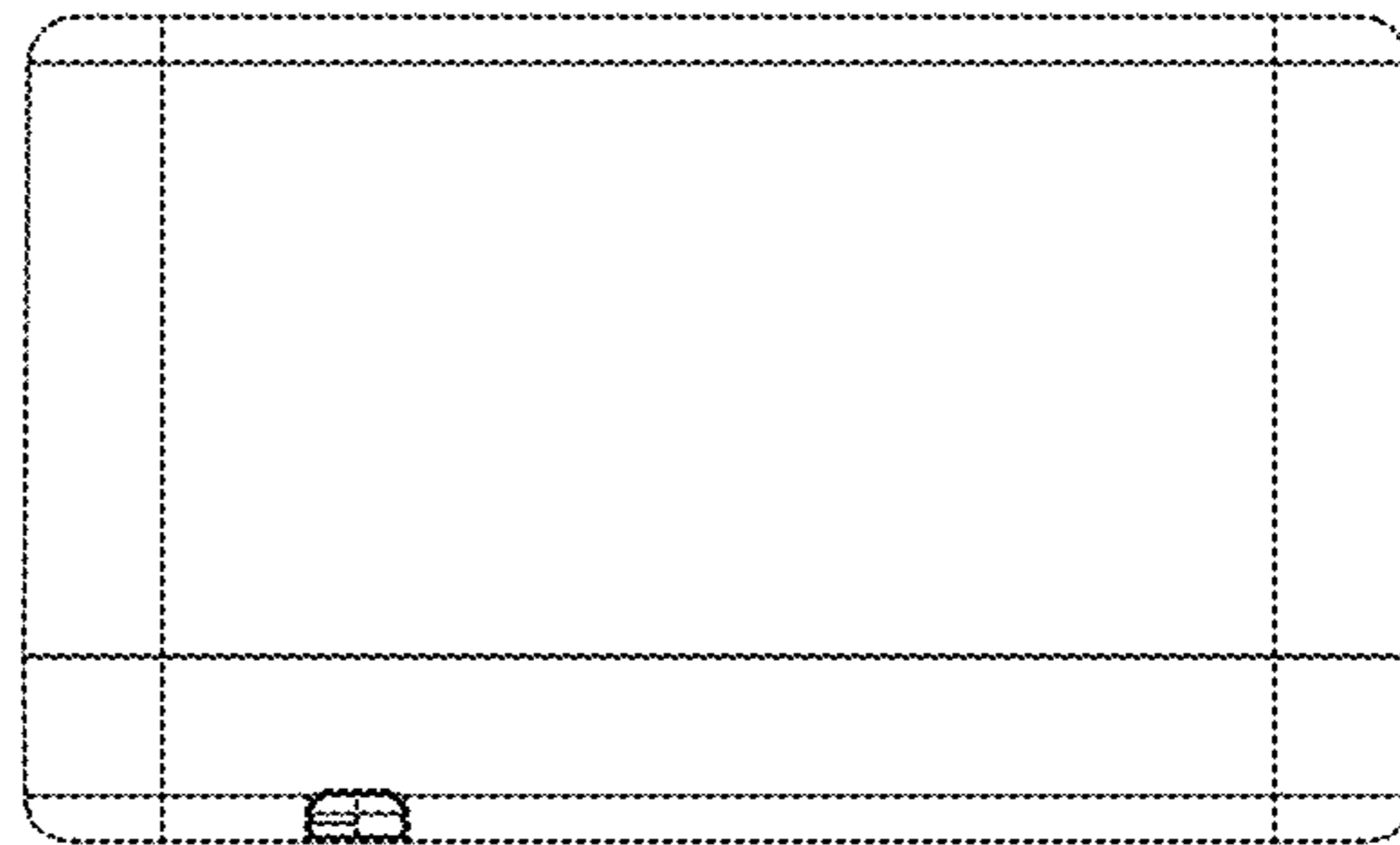
1.1




1.2



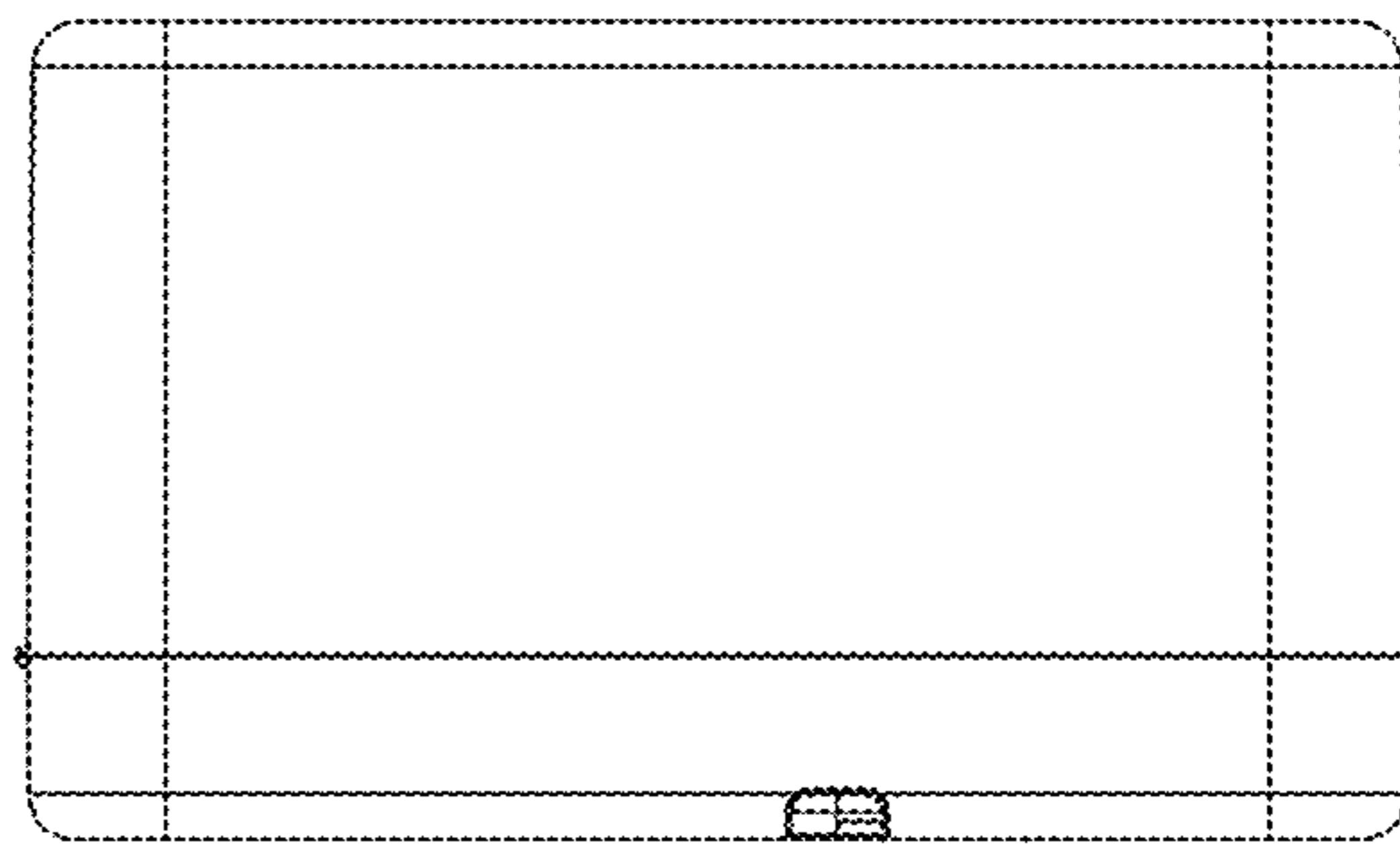
1.3



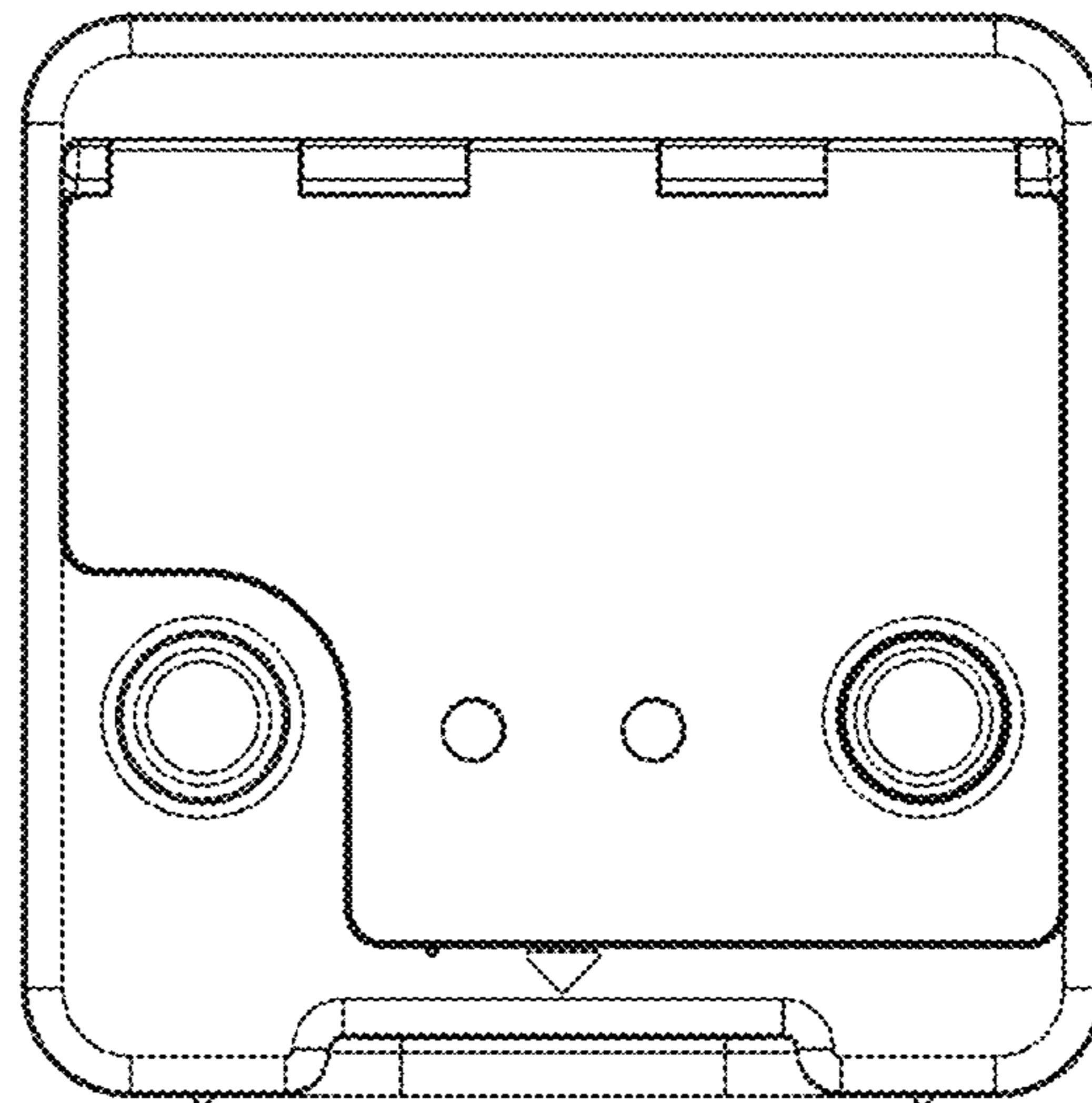
1.4



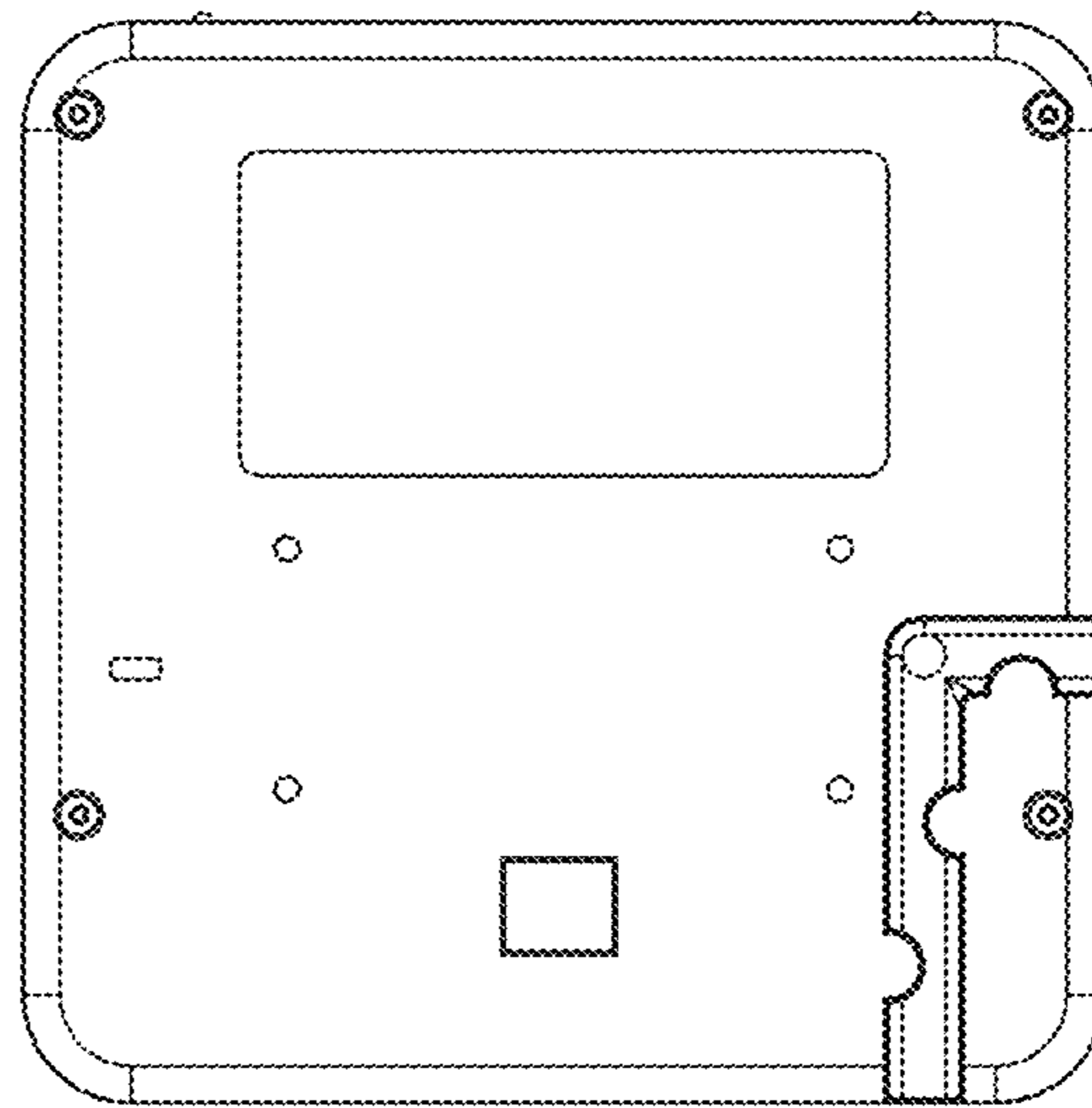
1.5



1.6



1.7





1.8

