



US00D913595S

(12) **United States Design Patent**
Hudson

(10) **Patent No.:** **US D913,595 S**
(45) **Date of Patent:** **** Mar. 16, 2021**

(54) **PERSONAL TETHER**

(71) Applicant: **Kyle Hudson**, Los Angeles, CA (US)

(72) Inventor: **Kyle Hudson**, Los Angeles, CA (US)

(**) Term: **15 Years**

(21) Appl. No.: **29/676,324**

(22) Filed: **Jan. 10, 2019**

(51) **LOC (13) Cl.** **29-02**

(52) **U.S. Cl.**
USPC **D29/101.1**

(58) **Field of Classification Search**
USPC D29/100, 101.1, 120.2; D24/190;
D3/215, 218, 219, 221, 327; D2/626,
D2/627, 628, 629, 636; D30/152, 154;
D8/333, 382; D21/774
CPC A61G 1/044; Y10S 24/00; A61B 5/6831;
A42B 1/24; A61J 9/06; A61J 9/0661;
A45F 5/00; A45F 2005/006; A47D 5/005;
A63B 21/02; A63B 29/00; A63B 29/02;
B63B 21/00; F16B 45/02

See application file for complete search history.

7,971,269 B2 * 7/2011 Buckley A63B 71/1225
2/22

7,992,267 B2 * 8/2011 Christianson F16B 45/02
24/598.2

8,099,838 B2 * 1/2012 Wang F16G 11/103
24/300

D664,735 S * 7/2012 Manning D34/27

D726,841 S * 4/2015 Wright D21/662

D738,703 S * 9/2015 Thomson D8/333

9,278,734 B2 * 3/2016 Pennington B63B 32/70

9,468,809 B2 * 10/2016 Coursimault F16B 45/02

9,486,655 B1 * 11/2016 London, Sr. A62B 35/0018

D775,517 S * 1/2017 Votel D8/382

D776,434 S * 1/2017 Kelso D3/327

10,052,521 B1 * 8/2018 Mumford A63B 27/02

(Continued)

Primary Examiner — Kimberly Barnes
(74) *Attorney, Agent, or Firm* — Sanchelima &
Associates, P.A.; Christian Sanchelima; Alexander J.
Rodriguez

(57) **CLAIM**

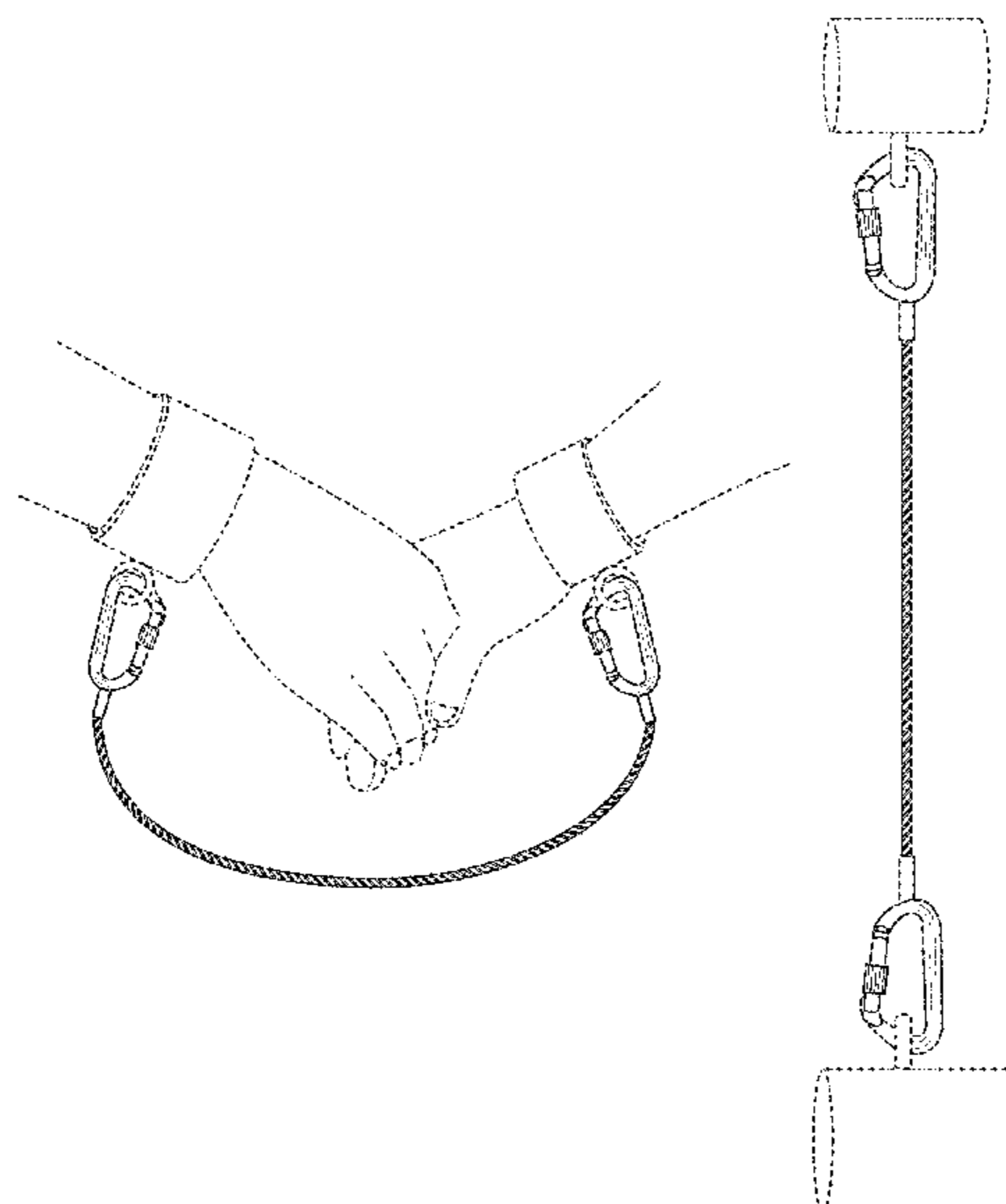
The ornamental design for a personal tether, as shown and described.

DESCRIPTION

FIG. 1 is an isometric view of a personal tether showing my new design in a position of use;
FIG. 2 is a right side view of the personal tether laid out flat;
FIG. 3 is a left side view thereof;
FIG. 4 is a front side view thereof;
FIG. 5 is a rear side view thereof;
FIG. 6 is a top view thereof; and,
FIG. 7 is a bottom view thereof.

The broken lines in FIG. 1 depicting two hands represent environmental subject matter that forms no part of the claimed design. The remaining broken lines in the figures depict portions of the personal tether that form no part of the claimed design.

1 Claim, 4 Drawing Sheets



(56)

References Cited

U.S. PATENT DOCUMENTS

10,065,077 B2 * 9/2018 Phillips A63B 29/02
D842,550 S * 3/2019 Kiser D29/101.1
10,449,662 B2 * 10/2019 Moreau A45F 5/00
2011/0224055 A1 * 9/2011 Kassel A63B 21/4019
482/121
2015/0208613 A1 * 7/2015 Krasilczuk A01K 27/003
119/792
2019/0308073 A1 * 10/2019 Alger A63B 21/00069

* cited by examiner

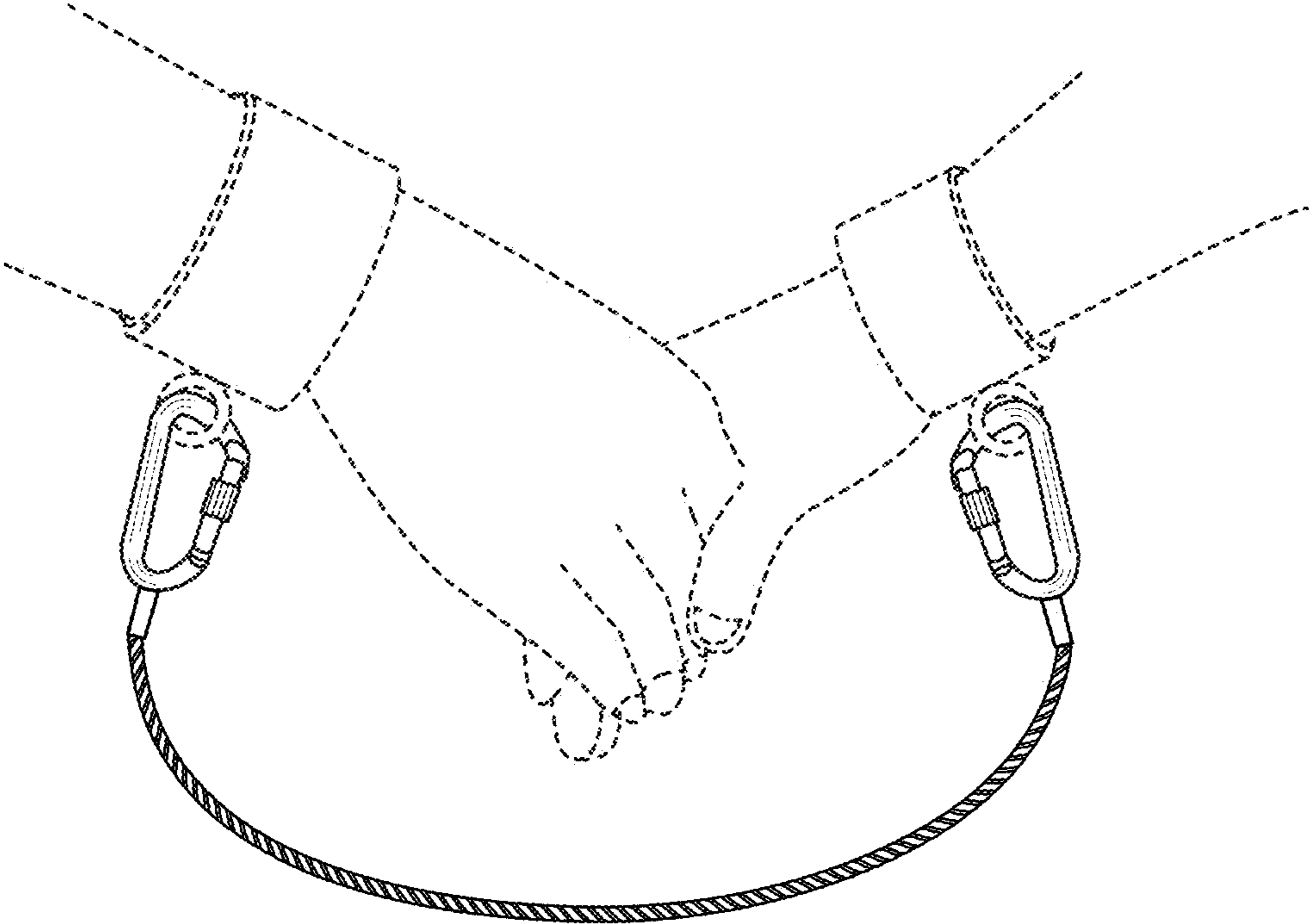


FIG. 1

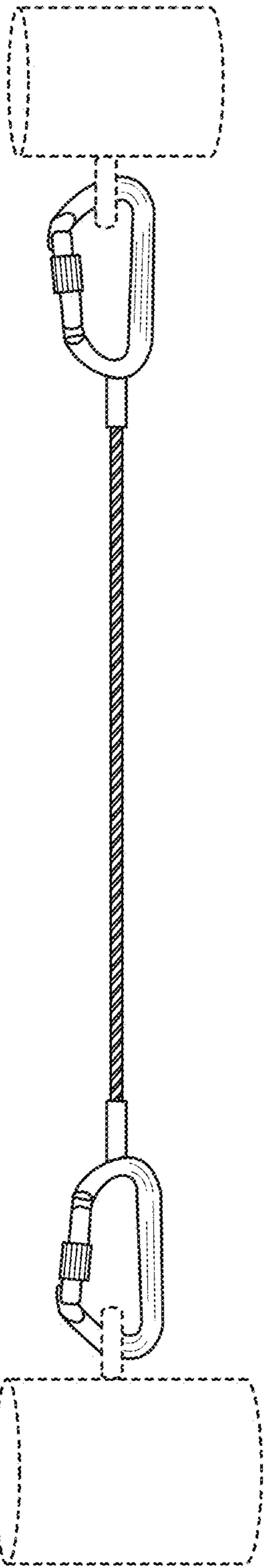


FIG. 2

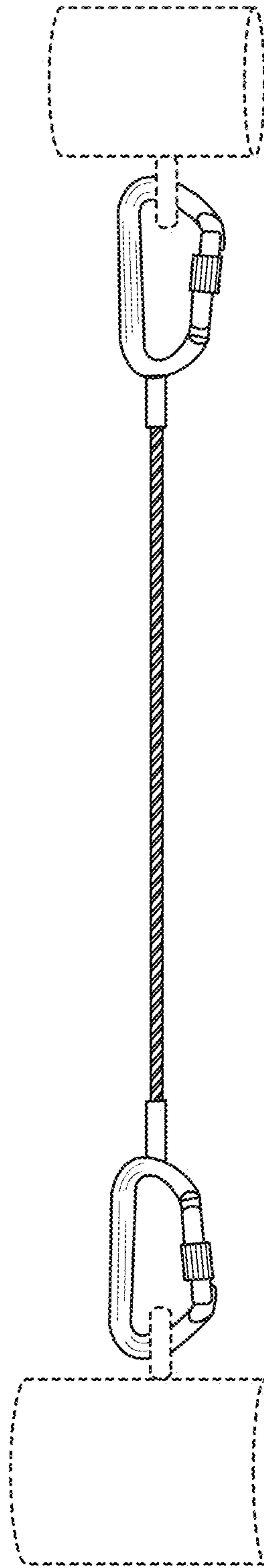


FIG. 3

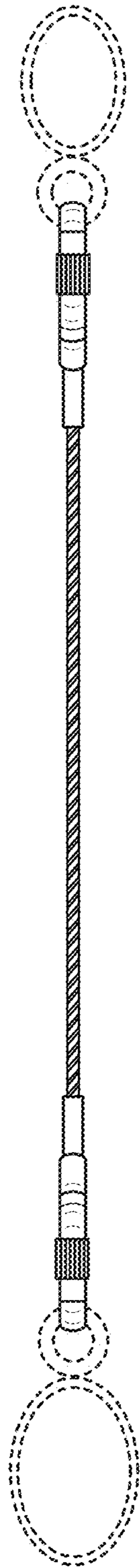


FIG. 4

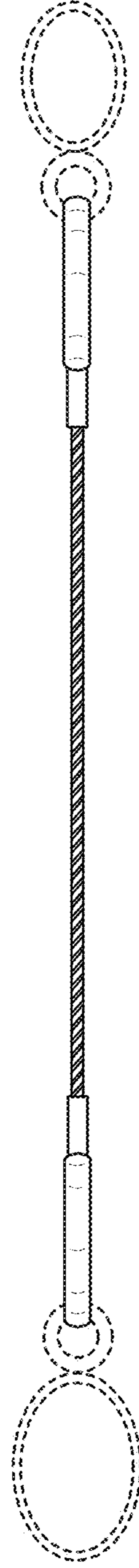


FIG. 5




FIG. 6

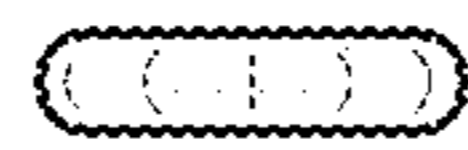


FIG. 7