



US00D913592S

(12) **United States Design Patent**
McGarry et al.

(10) **Patent No.:** **US D913,592 S**
(45) **Date of Patent:** **** Mar. 16, 2021**

- (54) **BUTTON OF A SHAVING RAZOR HANDLE**
- (71) Applicant: **The Gillette Company LLC**, Boston, MA (US)
- (72) Inventors: **Rory Frederick Wellington McGarry**, Boston, MA (US); **Brian Patrick Watson**, Marshfield, MA (US); **Philipp Goeder**, Frankfurt (DE); **Oliver Felix Grabes**, Frankfurt (DE)
- (73) Assignee: **The Gillette Company LLC**, Boston, MA (US)
- (**) Term: **15 Years**
- (21) Appl. No.: **29/701,131**
- (22) Filed: **Aug. 8, 2019**
- (51) **LOC (13) Cl.** **28-03**
- (52) **U.S. Cl.**
USPC **D28/47**
- (58) **Field of Classification Search**
USPC D28/46-48
CPC B26B 21/00-06; B26B 21/08-38; B26B 21/44-50; B26B 21/405-4056; B26B 21/52-528
See application file for complete search history.

D842,544 S *	3/2019	Ramm	D28/48
D857,991 S *	8/2019	Atlason	D28/48
D880,063 S *	3/2020	Ramm	D28/48
D887,082 S *	6/2020	Zaremba	D28/48
2010/0313425 A1 *	12/2010	Hawes	A45D 26/00 30/44
2013/0291390 A1 *	11/2013	Gajria	B26B 21/52 30/526
2019/0193293 A1 *	6/2019	Peach	B26B 21/222

FOREIGN PATENT DOCUMENTS

EP	1843878 B1	4/2010
EP	3348363 B1	7/2019

* cited by examiner

Primary Examiner — Jennifer Rivard

(74) *Attorney, Agent, or Firm* — John M. Lipchitz

(57) **CLAIM**

The ornamental design for a button of a shaving razor handle, as shown and described.

DESCRIPTION

FIG. 1 is a first perspective view of a button for a shaving razor handle of the present invention;
 FIG. 2 is a top view thereof;
 FIG. 3 is a bottom view thereof;
 FIG. 4 is a left side view thereof;
 FIG. 5 is a right side view thereof;
 FIG. 6 is a front view thereof;
 FIG. 7 is a rear view thereof; and,
 FIG. 8 is a second perspective view thereof.


The broken line disclosure of the razor handle illustrates the environment of the claimed design. The broken line disclosure on the button illustrates a portion of the claimed design. Neither of the broken line disclosures form part of the claimed design.

1 Claim, 5 Drawing Sheets

(56) **References Cited**

U.S. PATENT DOCUMENTS

D700,995 S *	3/2014	Lee	D28/48
D700,996 S *	3/2014	Lee	D28/48
D739,980 S	9/2015	Psimadas		
D764,102 S *	8/2016	Christie	D28/48
D807,582 S	1/2018	Christofidellis		
D829,993 S *	10/2018	Hage	D28/48
D842,542 S *	3/2019	Ramm	D28/48
D842,543 S *	3/2019	Ramm	D28/48



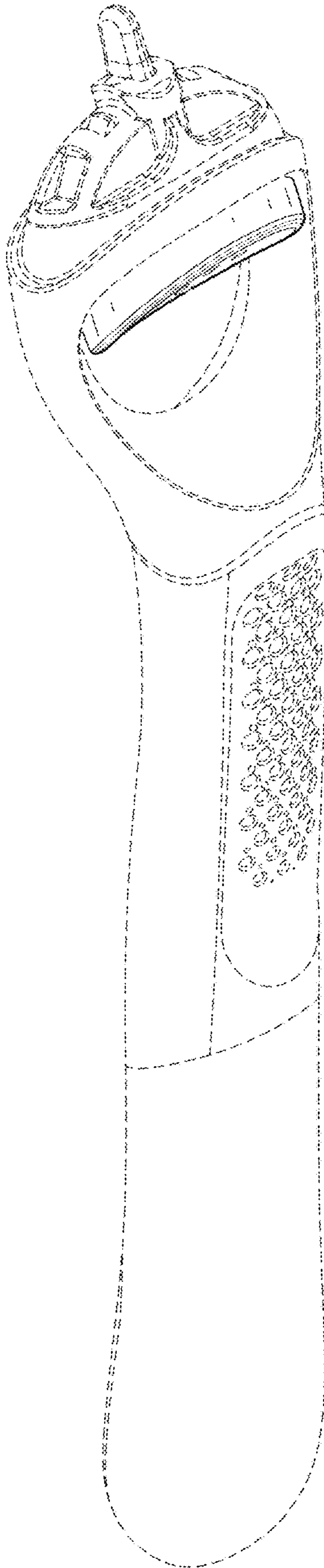


FIG. 1

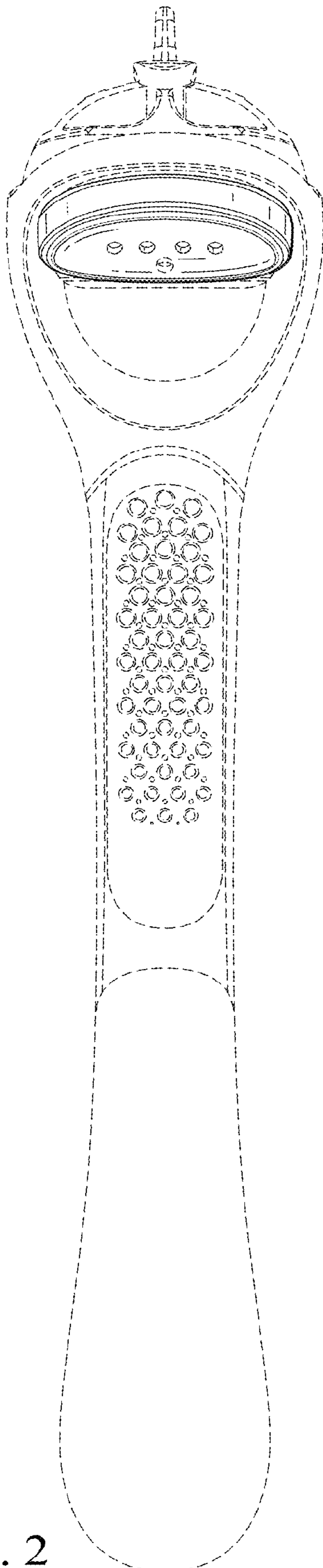


FIG. 2

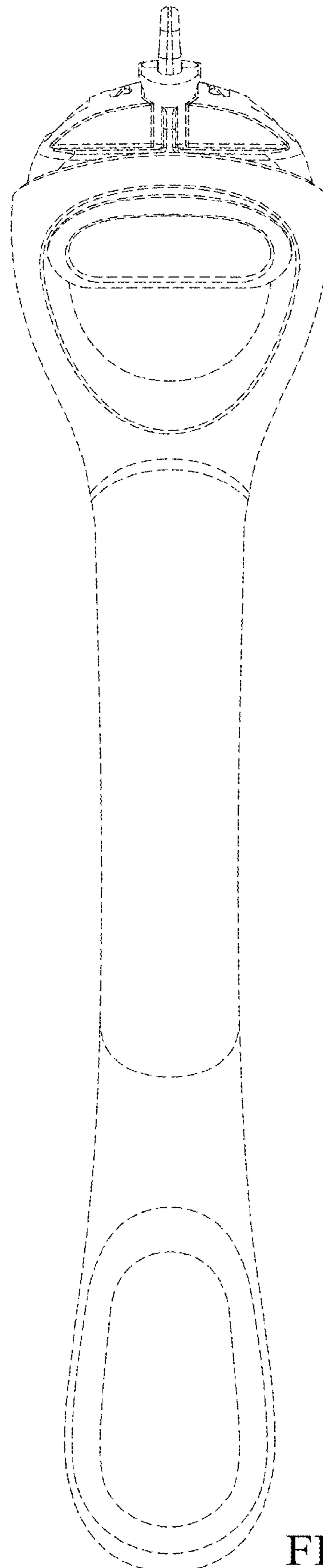


FIG. 3

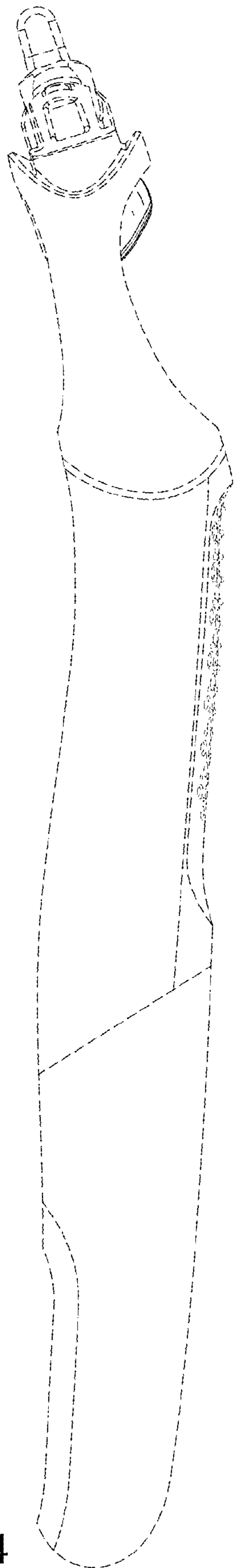


FIG. 4

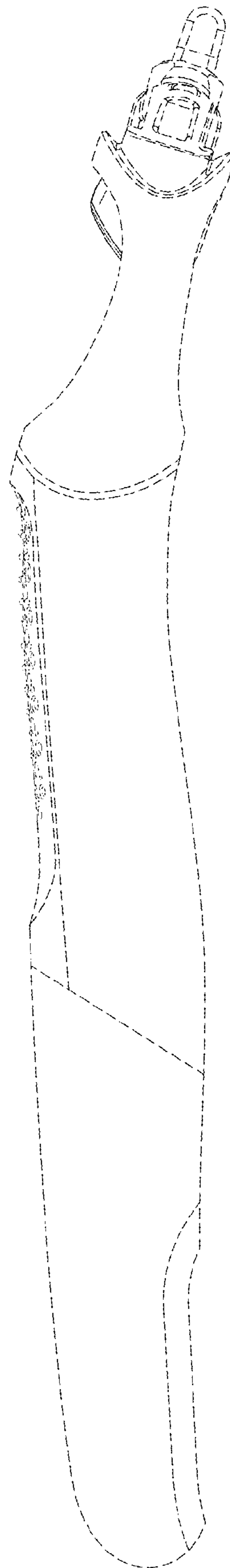


FIG. 5

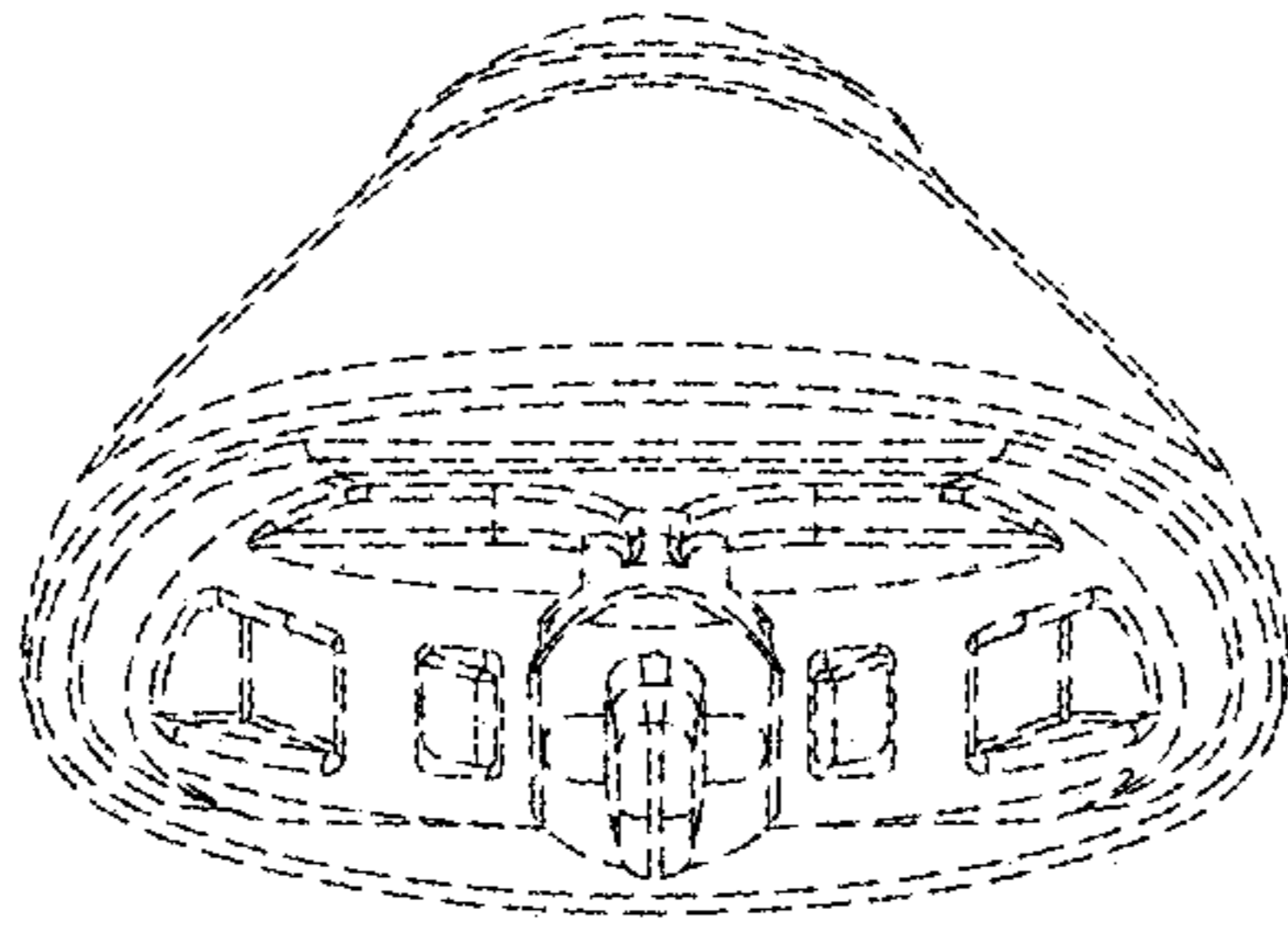


FIG. 6

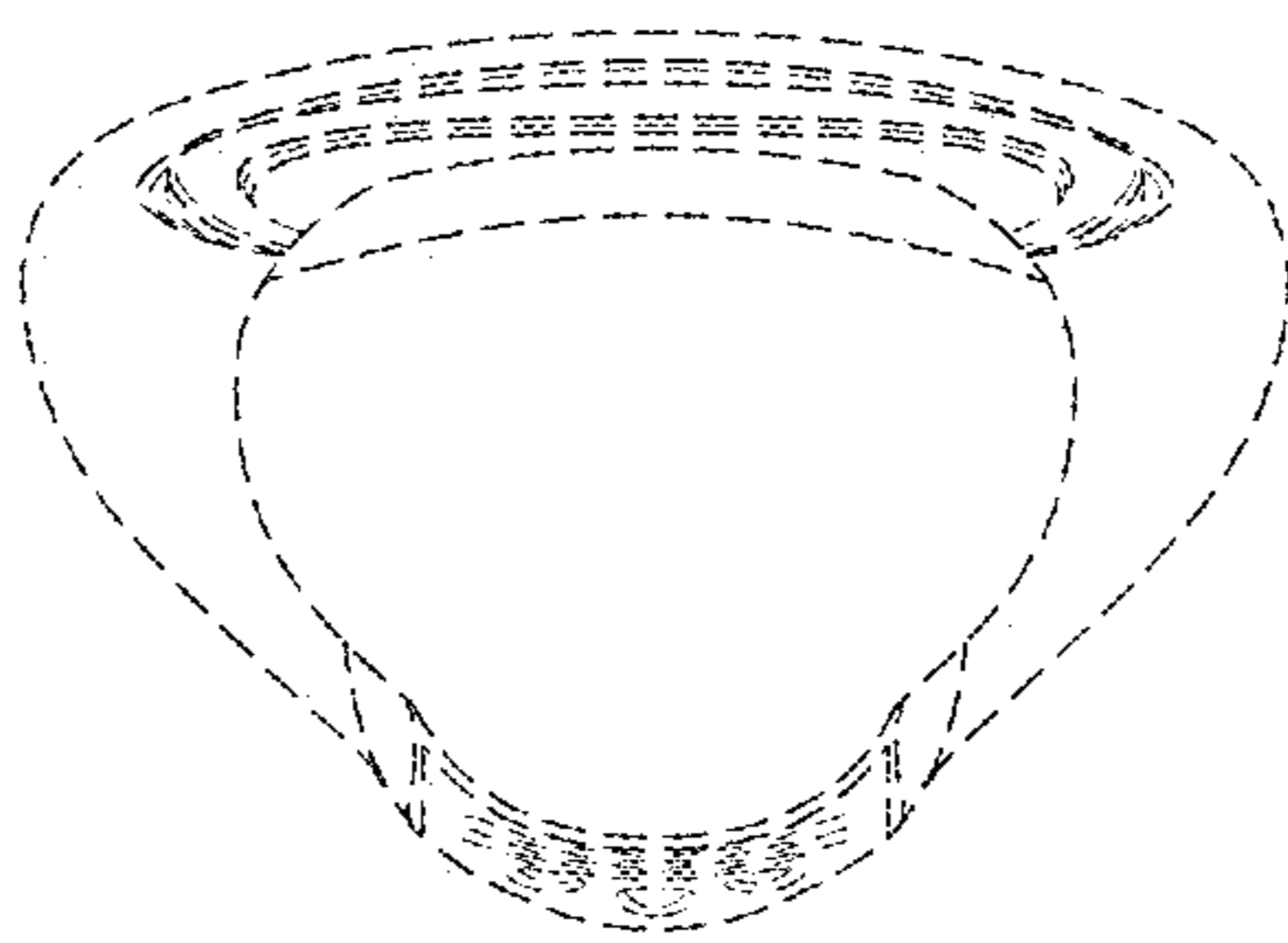


FIG. 7

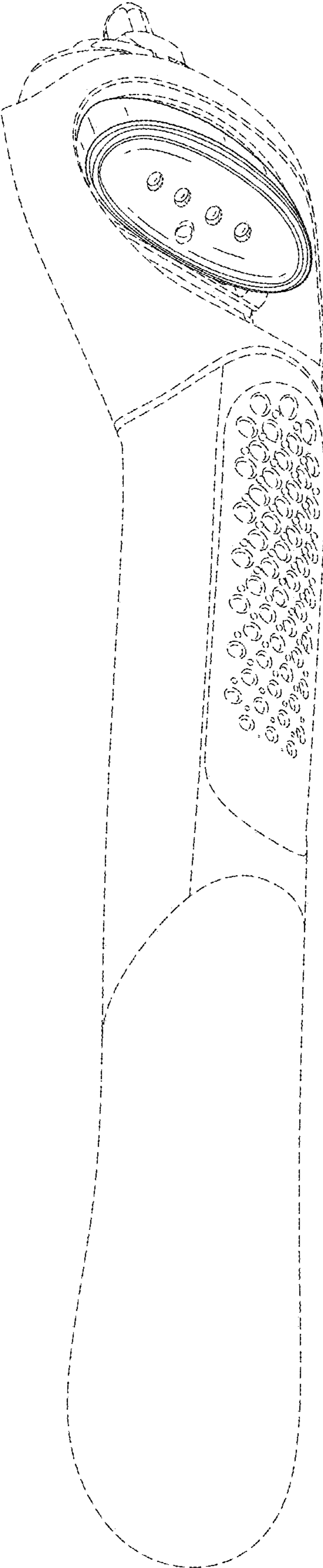


FIG. 8