



US00D913577S

(12) **United States Design Patent**
Ouyang

(10) **Patent No.:** **US D913,577 S**

(45) **Date of Patent:** **** Mar. 16, 2021**

- (54) **ELECTRONIC CIGARETTE**
- (71) Applicant: **SHENZHEN IVPS TECHNOLOGY CO., LTD.**, Shenzhen (CN)
- (72) Inventor: **Junwei Ouyang**, Shenzhen (CN)
- (73) Assignee: **SHENZHEN IVPS TECHNOLOGY CO., LTD.**, Guangdong (CN)

D850,710 S *	6/2019	Wu	D27/101
D853,632 S *	7/2019	Qiu	D27/101
D855,880 S *	8/2019	Sarsurluoglu	D27/186
D869,086 S *	12/2019	Pan	D27/162
D874,718 S *	2/2020	Qiu	D27/162
D881,459 S *	4/2020	Ouyang	D27/162
D882,863 S *	4/2020	Dong	D27/162
D884,267 S *	5/2020	Wang	D27/162
D884,961 S *	5/2020	He	D27/101

- (**) Term: **15 Years**
- (21) Appl. No.: **29/679,420**
- (22) Filed: **Feb. 6, 2019**

- (30) **Foreign Application Priority Data**
Jun. 8, 2018 (CN) 201830286806.0
- (51) **LOC (13) Cl.** **27-02**
- (52) **U.S. Cl.**
USPC **D27/162**
- (58) **Field of Classification Search**
USPC D27/162, 100, 101, 163-165, 172, 174,
D27/183, 185-194; D24/110, 110.5;
128/202.21, 203.12; 131/366, 273, 274,
131/270, 191, 328, 329, 330, 360-365
CPC A24F 47/002; A24F 47/006; A24F 47/008;
A61M 15/00; A61M 15/06
See application file for complete search history.

(56) **References Cited**
U.S. PATENT DOCUMENTS

D625,611 S *	10/2010	Higuchi	D9/686
D693,055 S *	11/2013	Manca	D27/189
D700,397 S *	2/2014	Manca	D27/189
D700,739 S *	3/2014	Manca	D27/189
D823,536 S *	7/2018	Lai	D27/163
D832,504 S *	10/2018	Qiu	D27/163
D846,798 S *	4/2019	Chen	D27/163

OTHER PUBLICATIONS

https://www.freepik.com/premium-vector/smoking-white-device-heating-tobacco-system-electronic-cigarettes_6646106.htm May 21, 2020.*

* cited by examiner

Primary Examiner — Marissa J Cash
Assistant Examiner — Rebecca Tsehaye
 (74) *Attorney, Agent, or Firm* — IP-PAL Patent US;
 Klaus Michael Schmid

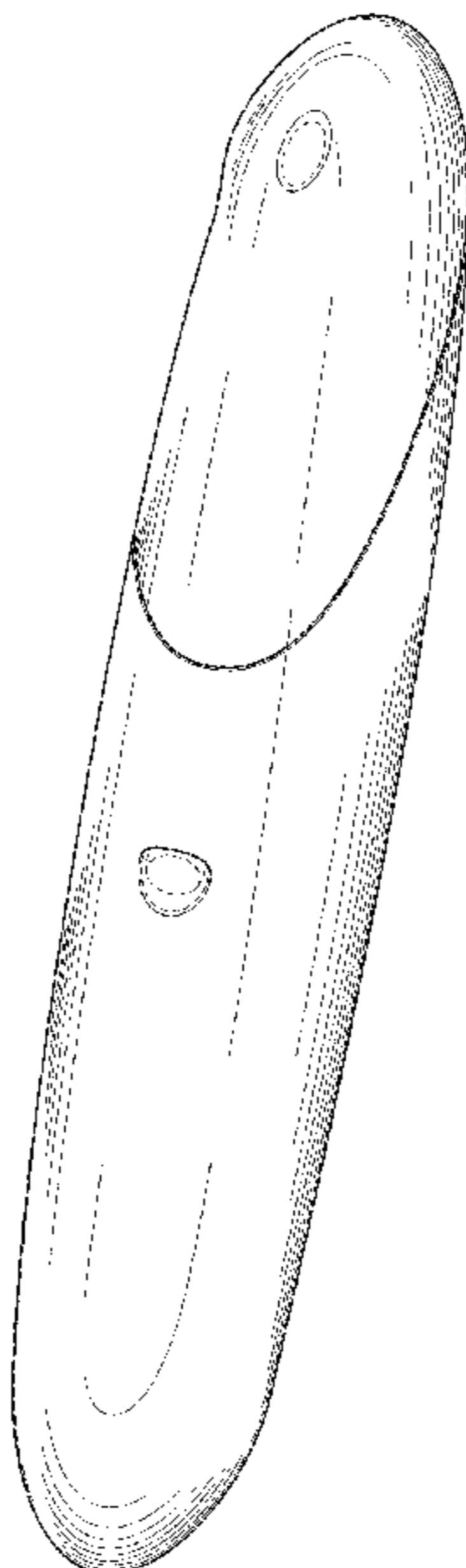
(57) **CLAIM**

The ornamental design for an electronic cigarette, as shown and described.

DESCRIPTION

FIG. 1 is a perspective front View of an electronic cigarette;
 FIG. 2 is a perspective rear View thereof;
 FIG. 3 is a front View thereof;
 FIG. 4 is a rear View thereof;
 FIG. 5 is a top View thereof;
 FIG. 6 is a bottom View thereof;
 FIG. 7 is a left side View thereof; and,
 FIG. 8 is a right side View thereof.
 The broken lines in the drawings depict portions of the electronic cigarette that form no part of the claimed design.

1 Claim, 8 Drawing Sheets



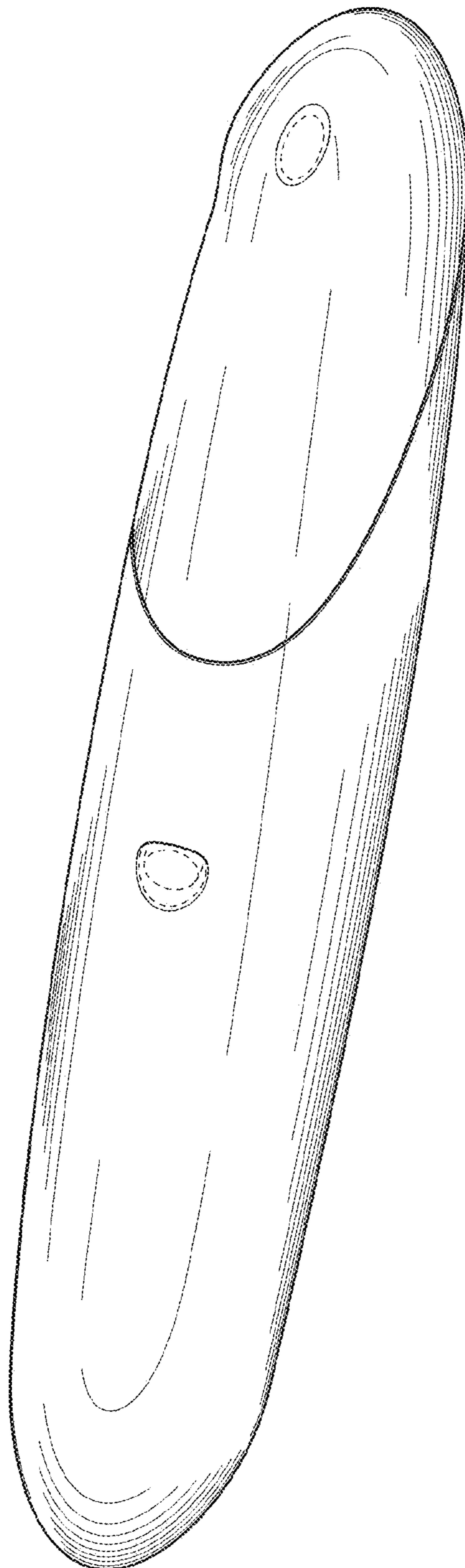


FIG. 1

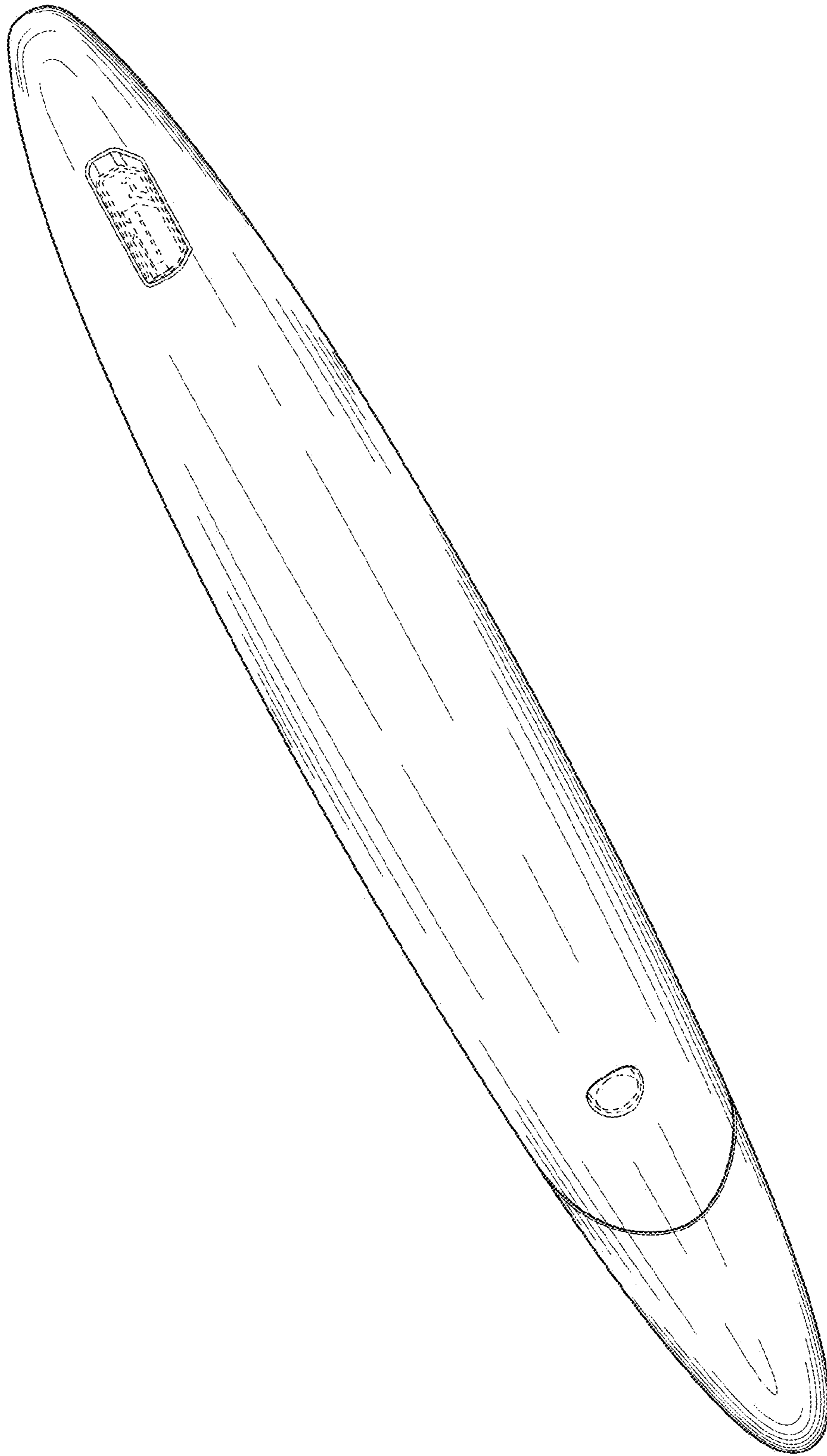


FIG. 2

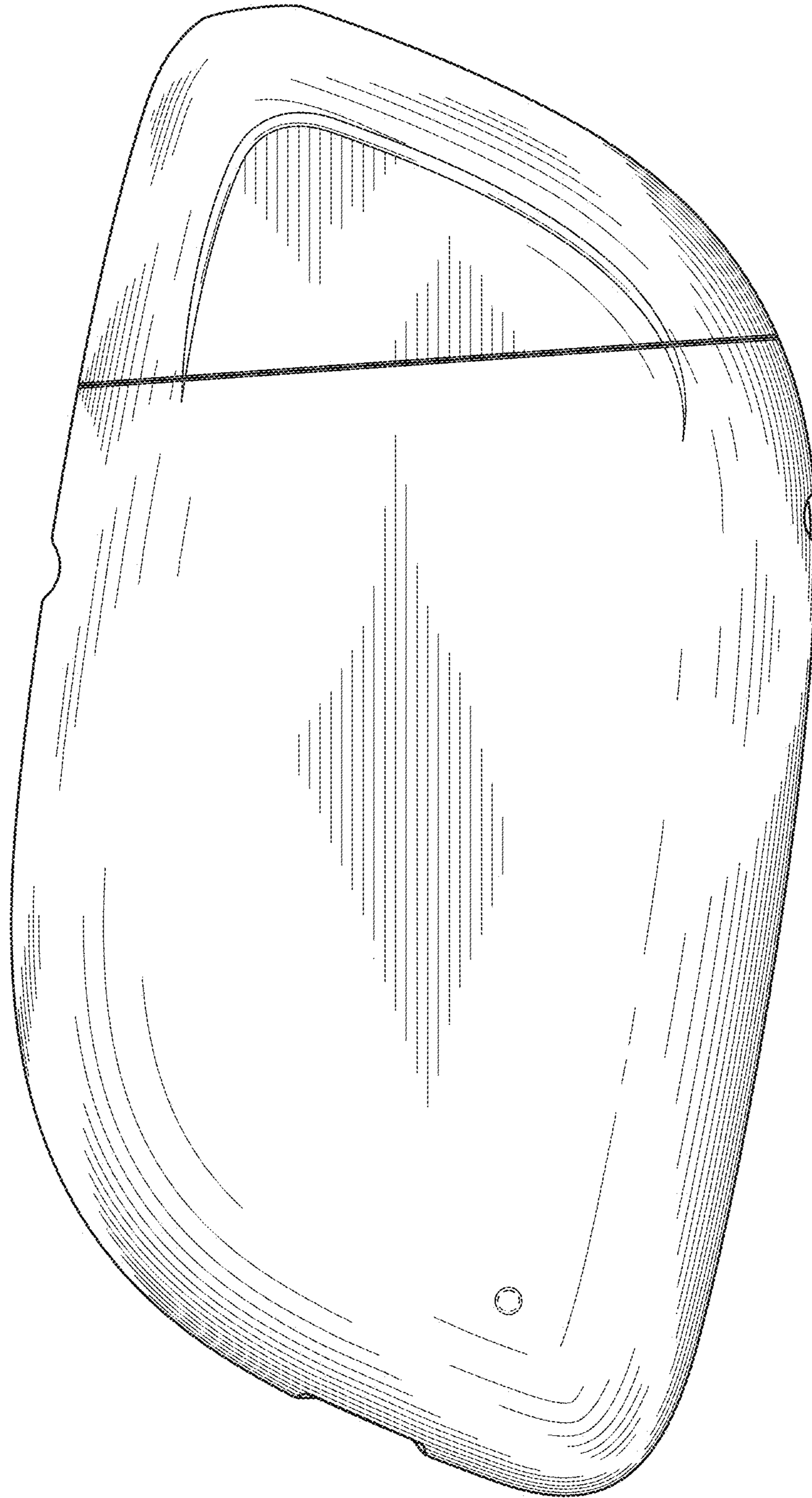


FIG. 3

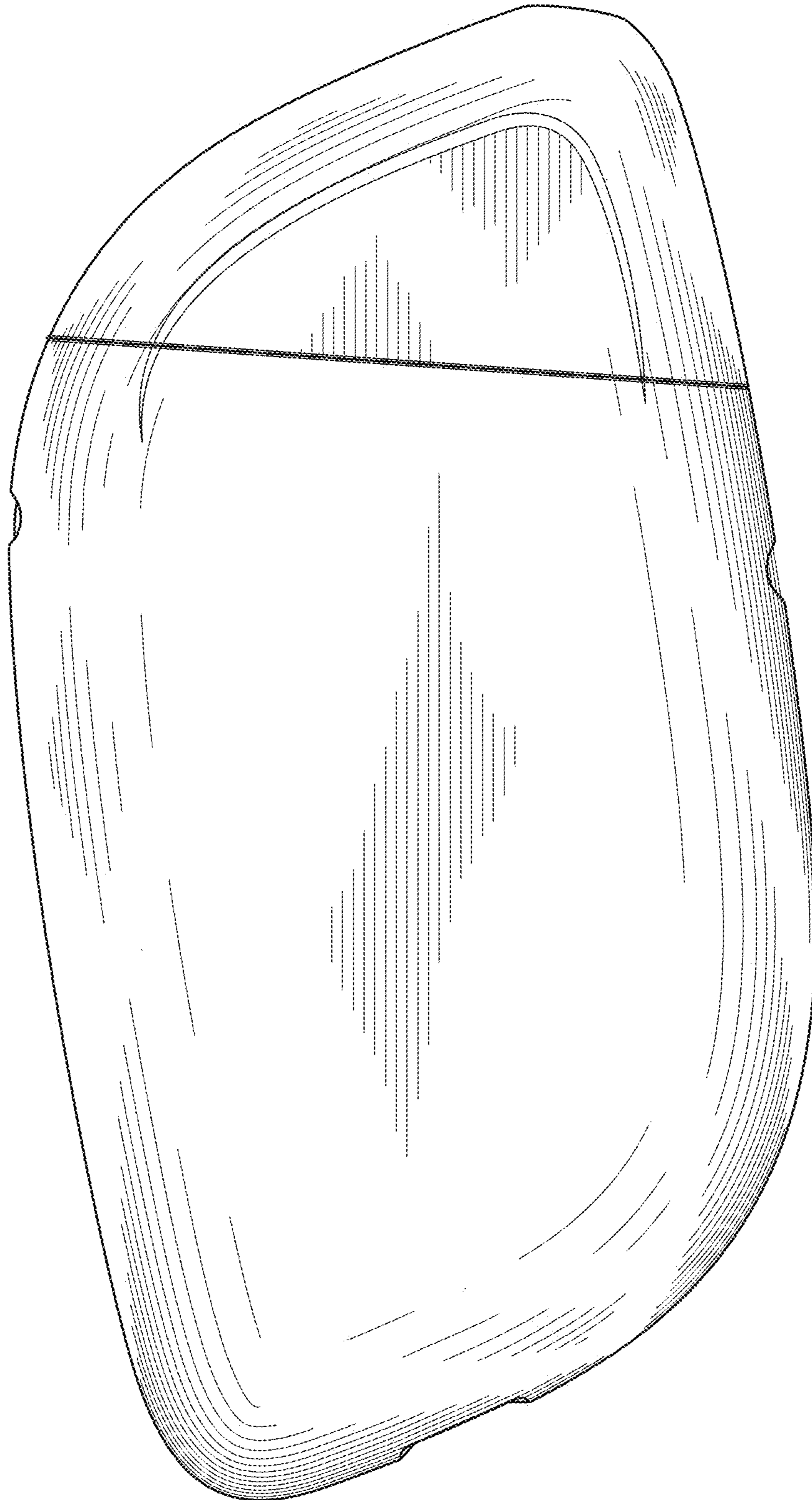


FIG. 4

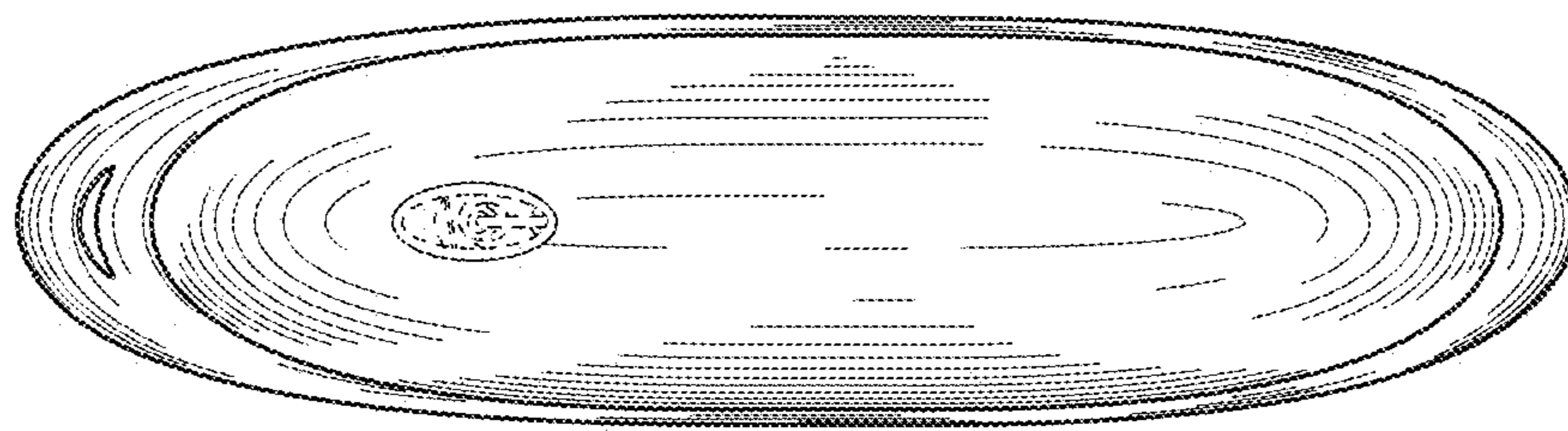


FIG. 5

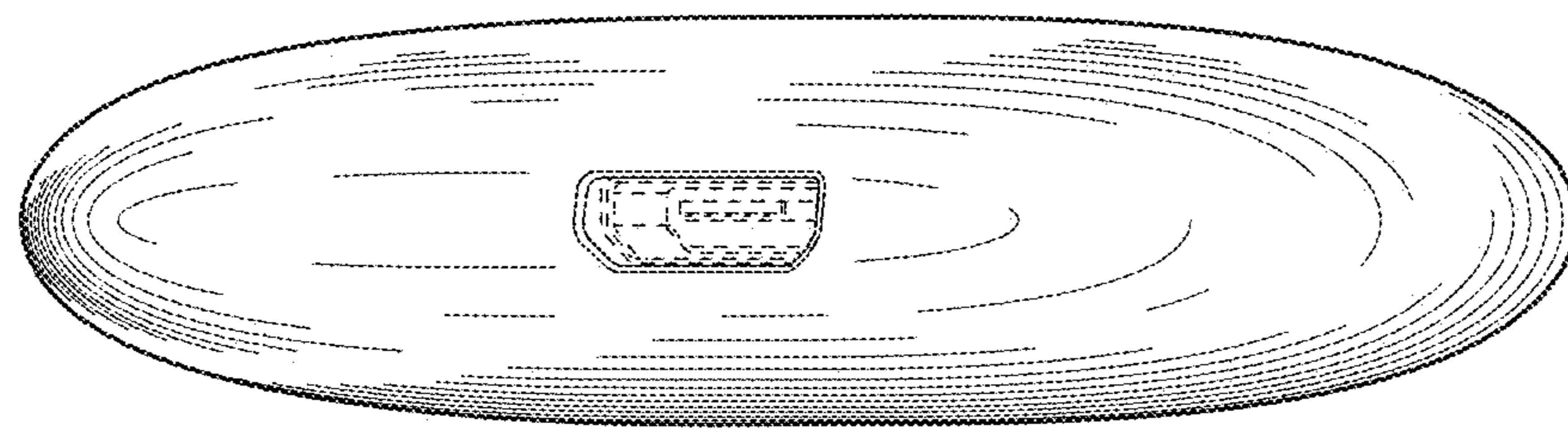


FIG. 6




FIG. 7




FIG. 8