



US00D913574S

(12) **United States Design Patent**
Kujawa et al.

(10) **Patent No.:** **US D913,574 S**

(45) **Date of Patent:** **** Mar. 16, 2021**

- (54) **LIGHT**
- (71) Applicant: **Lumitec, LLC**, Delray Beach, FL (US)
- (72) Inventors: **John Alexander Kujawa**, Delray Beach, FL (US); **Michael Albion Kestner**, Boynton Beach, FL (US)
- (73) Assignee: **Lumitec, LLC**, Delray Beach, FL (US)
- (**) Term: **15 Years**
- (21) Appl. No.: **29/665,309**

D774,675 S *	12/2016	Hong	D26/63
D775,401 S *	12/2016	Sibitzky	D26/118
D775,402 S *	12/2016	Sibitzky	D26/118
D775,403 S *	12/2016	Adams	D26/118
D784,599 S *	4/2017	Sibitzky	D26/118
D805,241 S *	12/2017	Fletcher	D26/118
D810,330 S *	2/2018	Sibitzky	D26/28
D843,618 S *	3/2019	Sibitzky	D26/28
D851,297 S *	6/2019	Dennis	D26/28
D853,006 S *	7/2019	Zou	D26/63
D863,613 S *	10/2019	Korpi	D26/28
D863,615 S *	10/2019	Renvall	D26/28
D866,818 S *	11/2019	Lindholm	D26/28
D867,629 S *	11/2019	Renvall	D26/28
D872,920 S *	1/2020	Korpi	D26/63
D884,957 S *	5/2020	Dennis	D26/118

(Continued)

- (22) Filed: **Oct. 2, 2018**
- (51) **LOC (13) Cl.** **26-05**
- (52) **U.S. Cl.**
USPC **D26/118**
- (58) **Field of Classification Search**
USPC D26/1, 24, 61, 63, 118, 119, 123, 124;
362/217.1, 249.07, 362, 365, 368
CPC F21V 29/74; F21V 29/83; F21V 29/763;
F21V 15/00; F21V 15/01; F21V 15/04;
F21V 15/012; F21V 21/06; F21V 21/15;
F21V 21/30; F21W 2131/10; F21W
2131/40; F21W 2131/406; F21W
2131/1005

See application file for complete search history.

(56) **References Cited**

U.S. PATENT DOCUMENTS

D239,315 S *	3/1976	Satoh	D26/104
D397,816 S *	9/1998	Walls	D26/28
D656,662 S *	3/2012	Lehman	D26/118
D659,280 S *	5/2012	Guercio	D26/118
D675,758 S *	2/2013	Adams	D26/28
D679,856 S *	4/2013	Guercio	D26/118
D708,385 S *	7/2014	Krogman	D26/118
D732,219 S *	6/2015	Adams	D26/63
D770,078 S *	10/2016	Largent	D26/118

Primary Examiner — Wan Laymon

Assistant Examiner — Clint A Samuel

(74) *Attorney, Agent, or Firm* — Calfee, Halter & Griswold LLP

(57) **CLAIM**

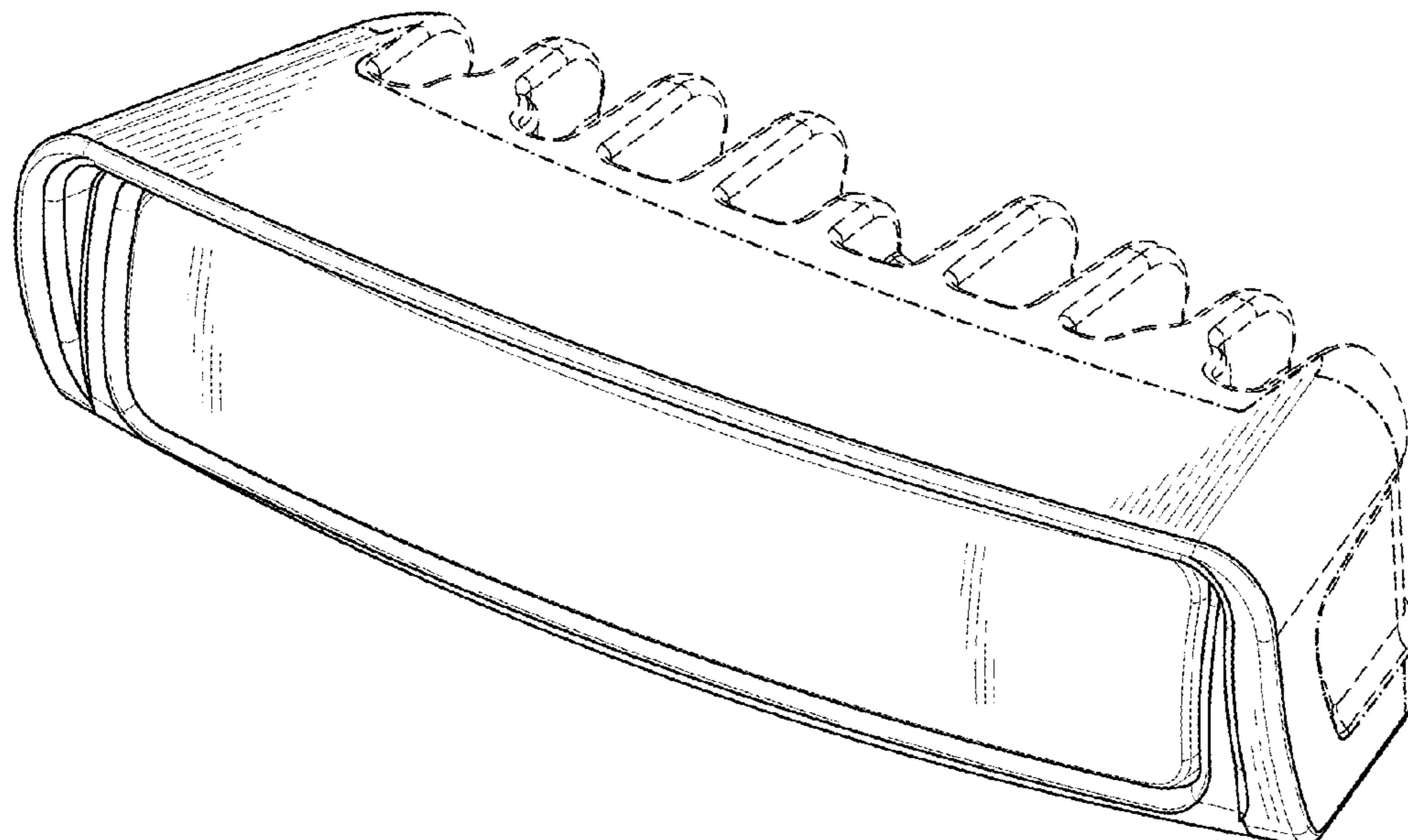
The ornamental design for a light, as shown and described.

DESCRIPTION

FIG. 1 is a perspective view of a light;
 FIG. 2 is a front view thereof;
 FIG. 3 is a rear view thereof;
 FIG. 4 is a left side view thereof;
 FIG. 5 is a right side view thereof;
 FIG. 6 is a top view thereof; and,
 FIG. 7 is a bottom view thereof.

The uniformly broken lines illustrate portions of the light that form no part of the claimed design. The dash-dot broken lines show the bounds of the invention. All of the broken lines form no part of the claimed design. Further, no lines, shading or other effects are meant to be indicative of any specified colors.

1 Claim, 4 Drawing Sheets



(56)

References Cited

U.S. PATENT DOCUMENTS

2011/0128737 A1* 6/2011 Kim F21V 21/30
362/249.03
2017/0038045 A1* 2/2017 Liang F21V 23/0464
2020/0132284 A1* 4/2020 Johnson F21S 41/143

* cited by examiner

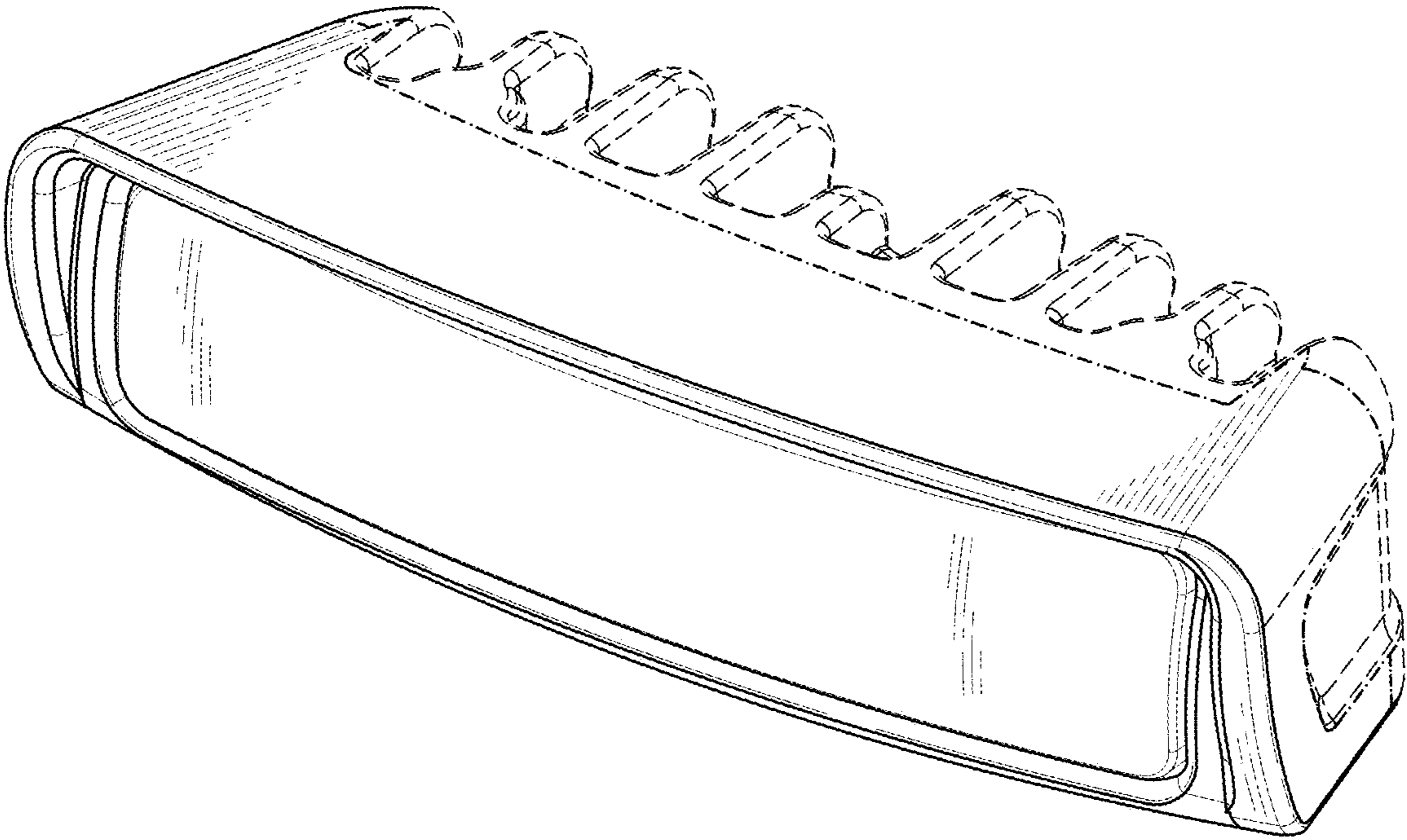


FIG. 1



FIG. 2

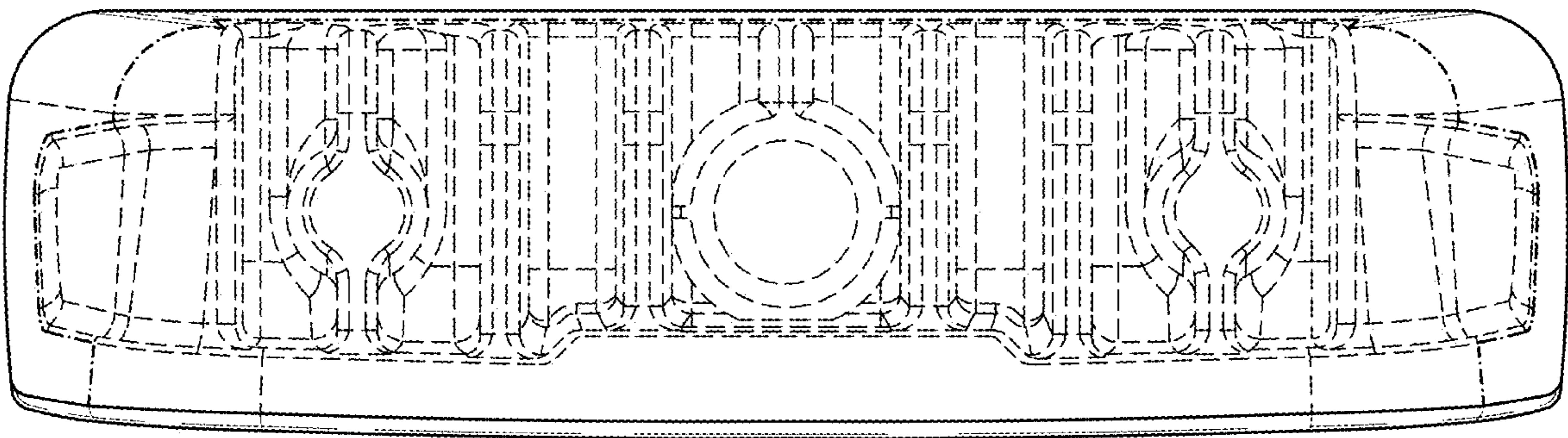


FIG. 3

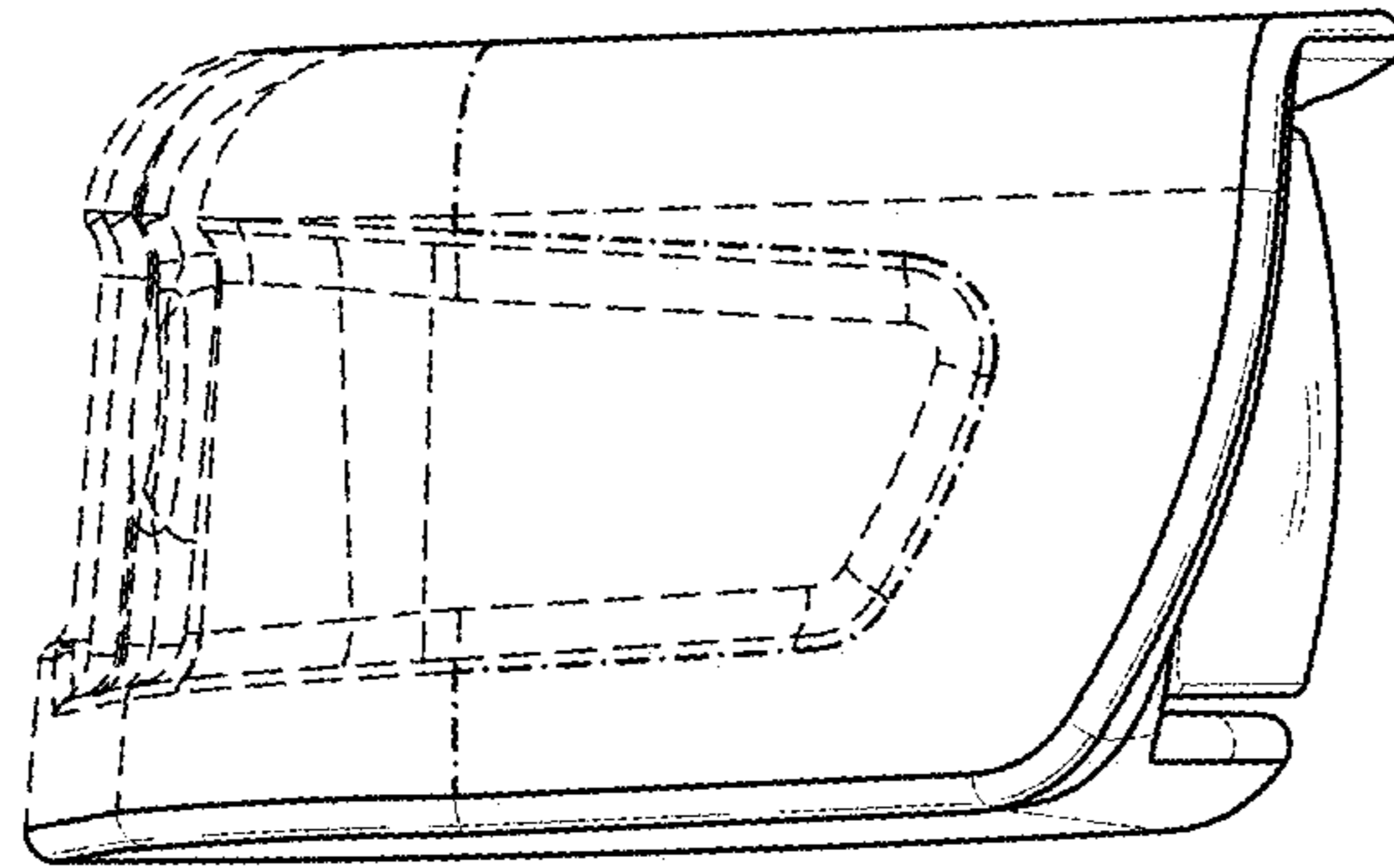


FIG. 4

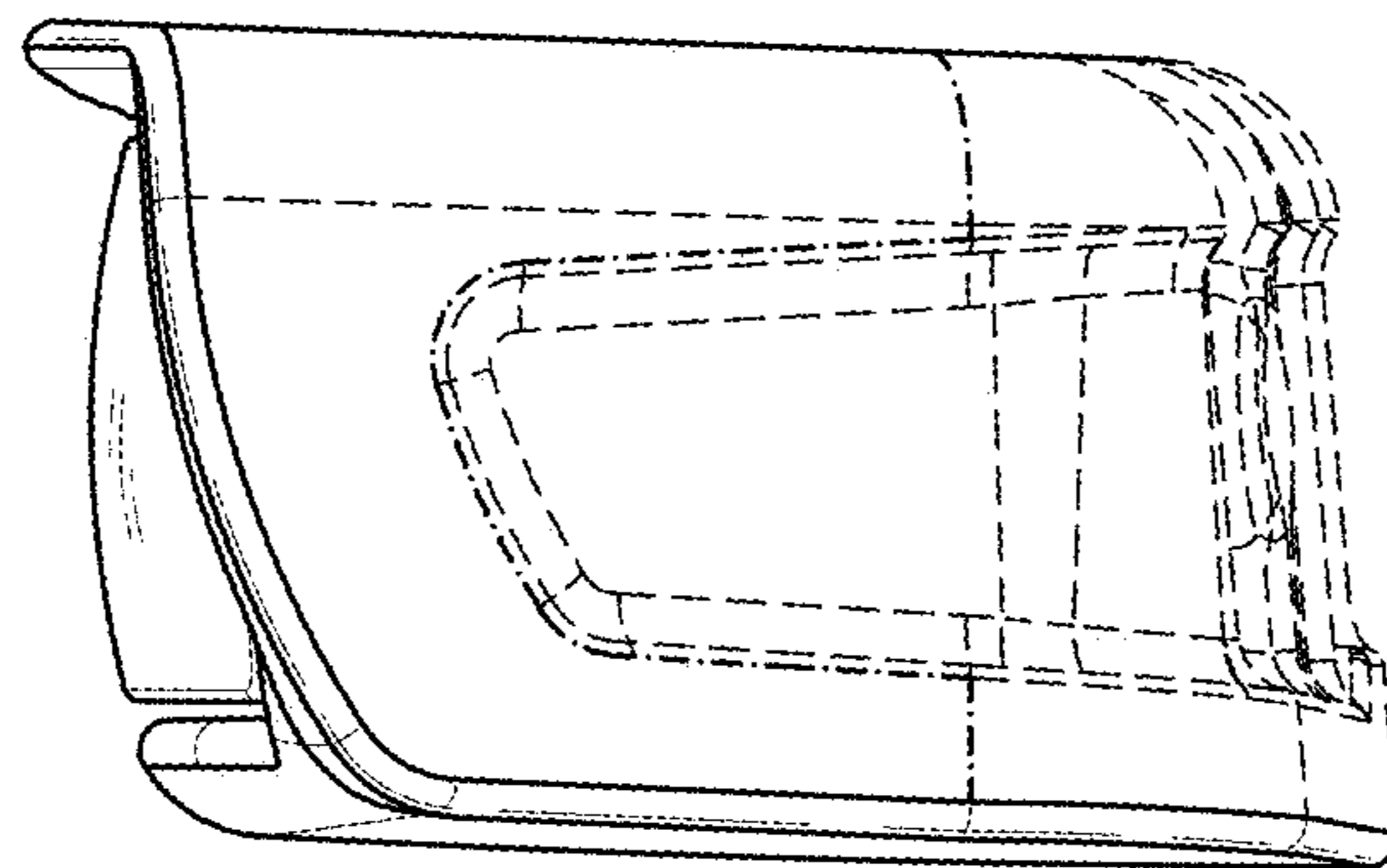


FIG. 5

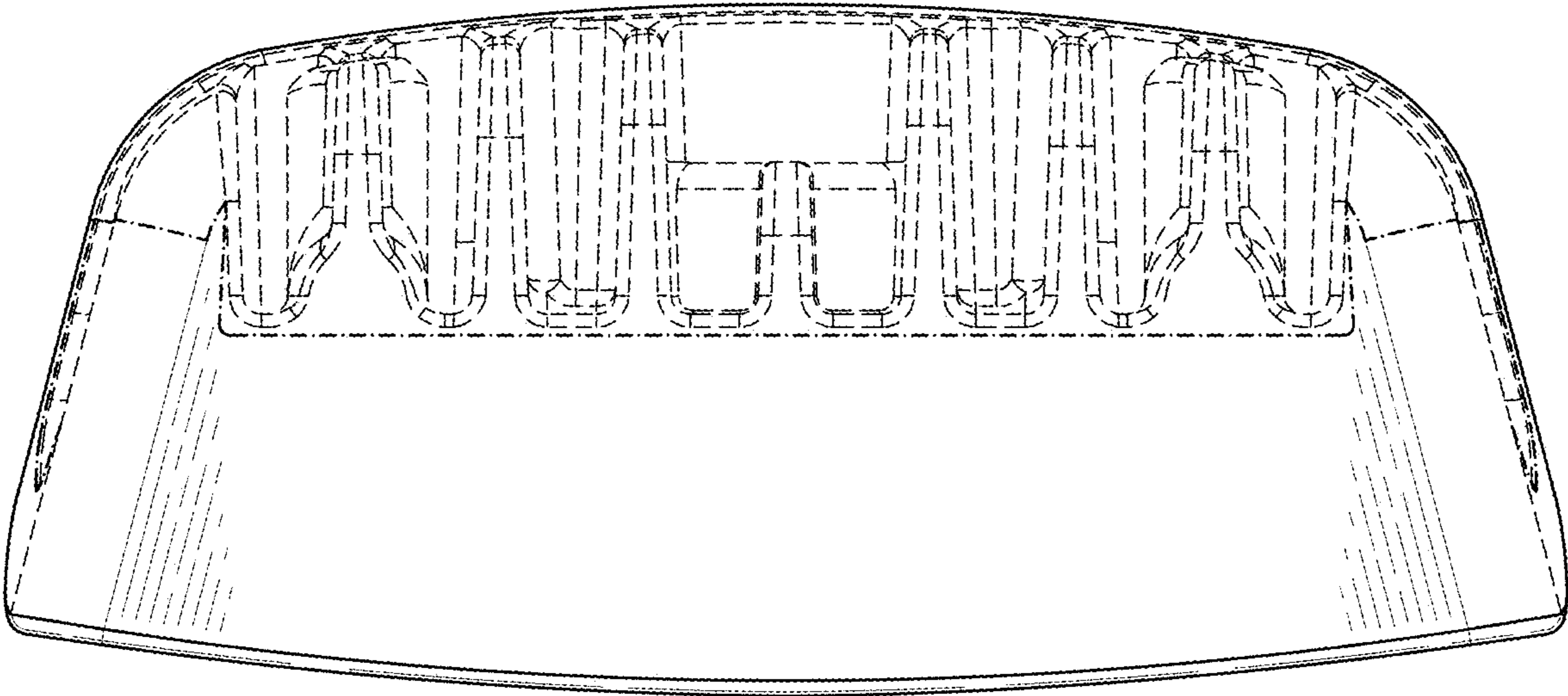


FIG. 6




FIG. 7