



US00D913542S

(12) **United States Design Patent** (10) **Patent No.:** **US D913,542 S**
Thomas et al. (45) **Date of Patent:** **** Mar. 16, 2021**

(54) **TAIL LIGHT**

(71) Applicant: **Jaguar Land Rover Limited**, Coventry (GB)

(72) Inventors: **Gareth Thomas**, Coventry (GB);
Robert Battams, Coventry (GB)

(73) Assignee: **Jaguar Land Rover Limited**, Coventry (GB)

(**) Term: **15 Years**

(21) Appl. No.: **29/673,663**

(22) Filed: **Dec. 17, 2018**

(30) **Foreign Application Priority Data**

Jun. 28, 2018 (EM) 005329109

(51) **LOC (13) Cl.** **26-06**

(52) **U.S. Cl.**
USPC **D26/28**

(58) **Field of Classification Search**
USPC D26/28-36, 139
CPC F21S 48/00; F21S 48/10; F21S 48/115;
F21S 48/225; F21S 48/1233; F21S
48/1266; F21S 48/1388; F21S 48/2268;
F21V 21/04; F21V 29/004; B60Q 9/13;
B60Q 9/135; B60Q 9/1375

See application file for complete search history.

(56) **References Cited**

U.S. PATENT DOCUMENTS

D678,569 S *	3/2013	Brendel	D26/28
D738,550 S *	9/2015	Diephuis	D26/28
D764,083 S *	8/2016	Davidson	D26/28

* cited by examiner

Primary Examiner — Marcus A Jackson

(74) *Attorney, Agent, or Firm* — Wood Herron & Evans LLP

(57) **CLAIM**

The ornamental design for a tail light, as shown and described.

DESCRIPTION

FIG. 1 is a front left elevated perspective view of a tail light according to the present invention.

FIG. 2 is a front left perspective view of the tail light shown in FIG. 1.

FIG. 3 is a rear right elevated perspective view thereof.

FIG. 4 is a rear right perspective view thereof.

FIG. 5 is a front view thereof.

FIG. 6 is a rear view thereof.

FIG. 7 is a left side view thereof.

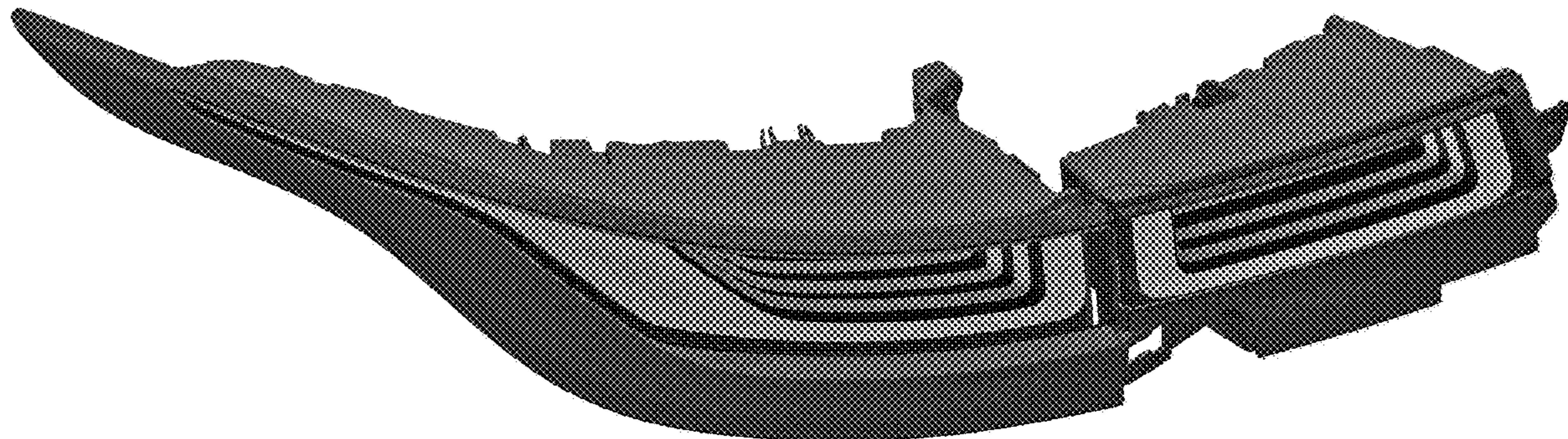
FIG. 8 is a right side view thereof.

FIG. 9 is a top view thereof.

FIG. 10 is a bottom view thereof; and,

FIG. 11 is another front view thereof, but mounted on a vehicle to show environmental structure, the vehicle being unclaimed and shown in broken lines.

1 Claim, 11 Drawing Sheets






FIG. 1

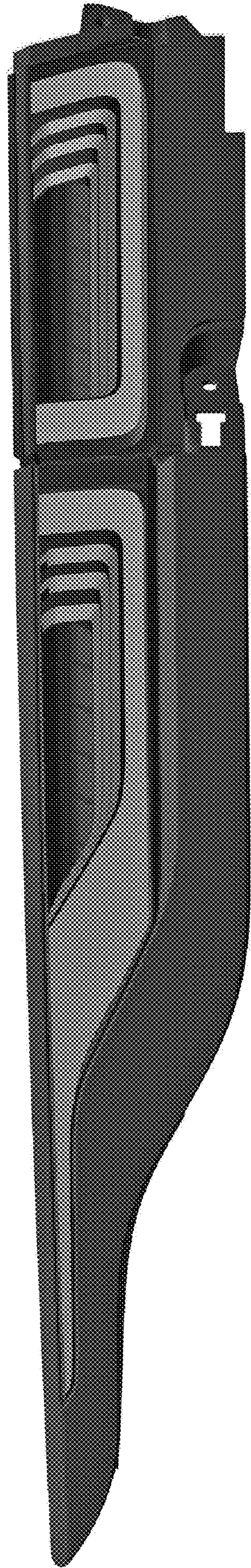


FIG. 2

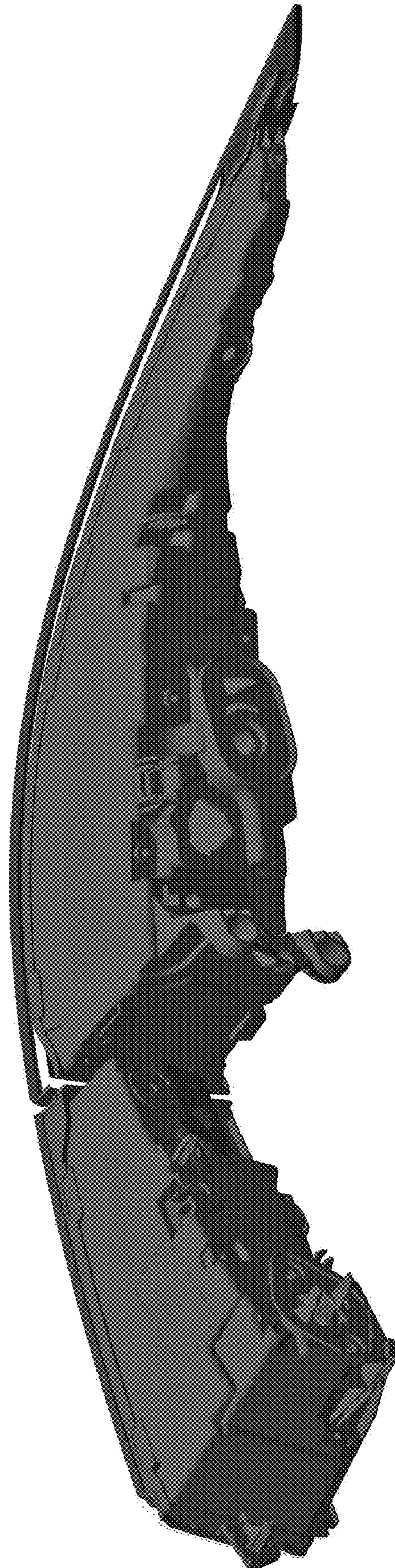


FIG. 3




FIG. 4



FIG. 5




FIG. 6

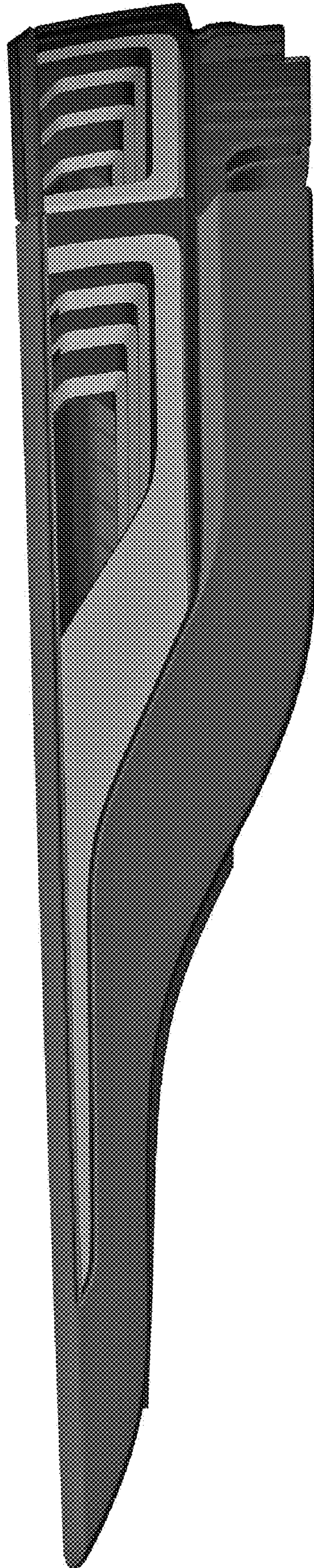


FIG. 7




FIG. 8

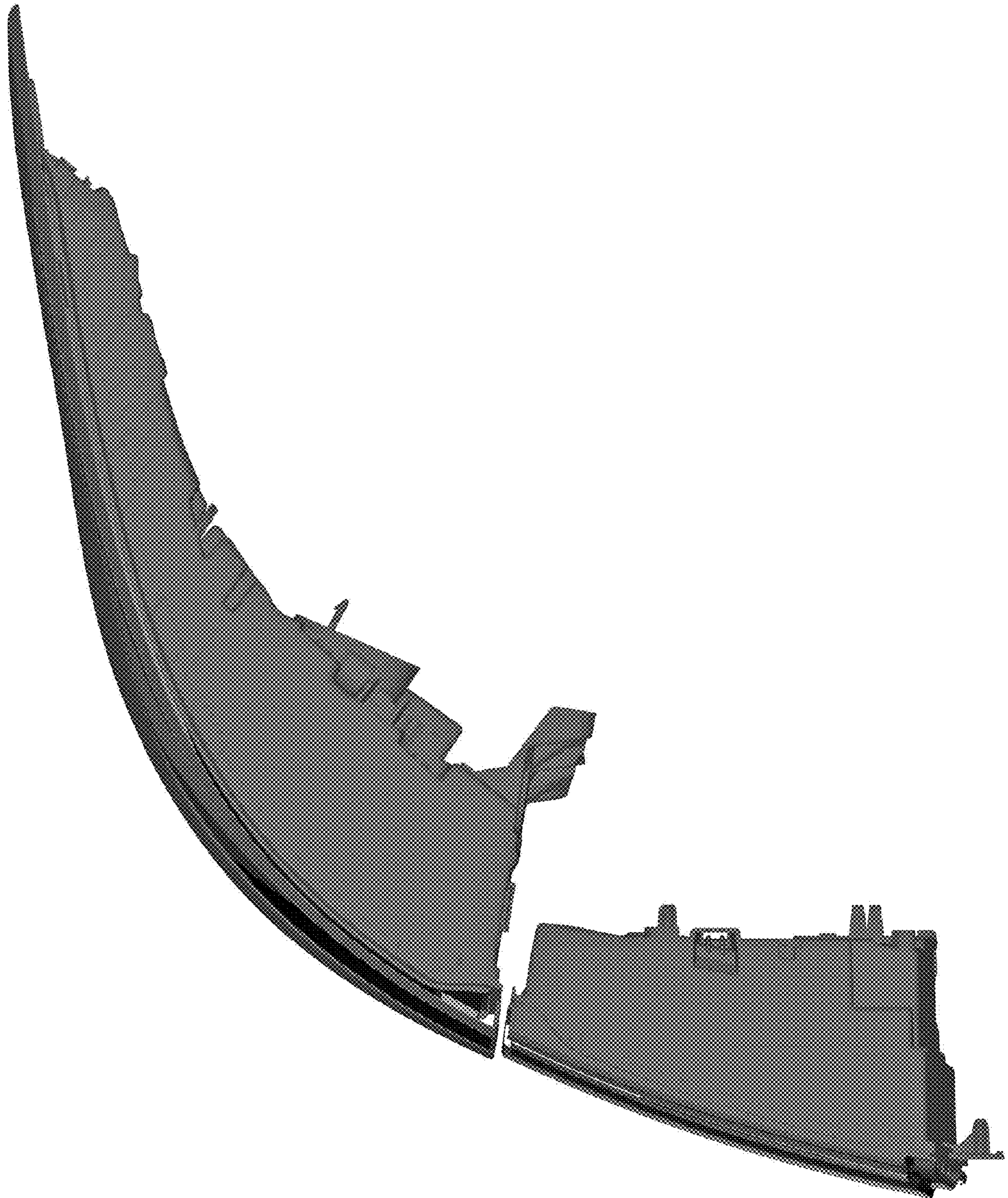


FIG. 9

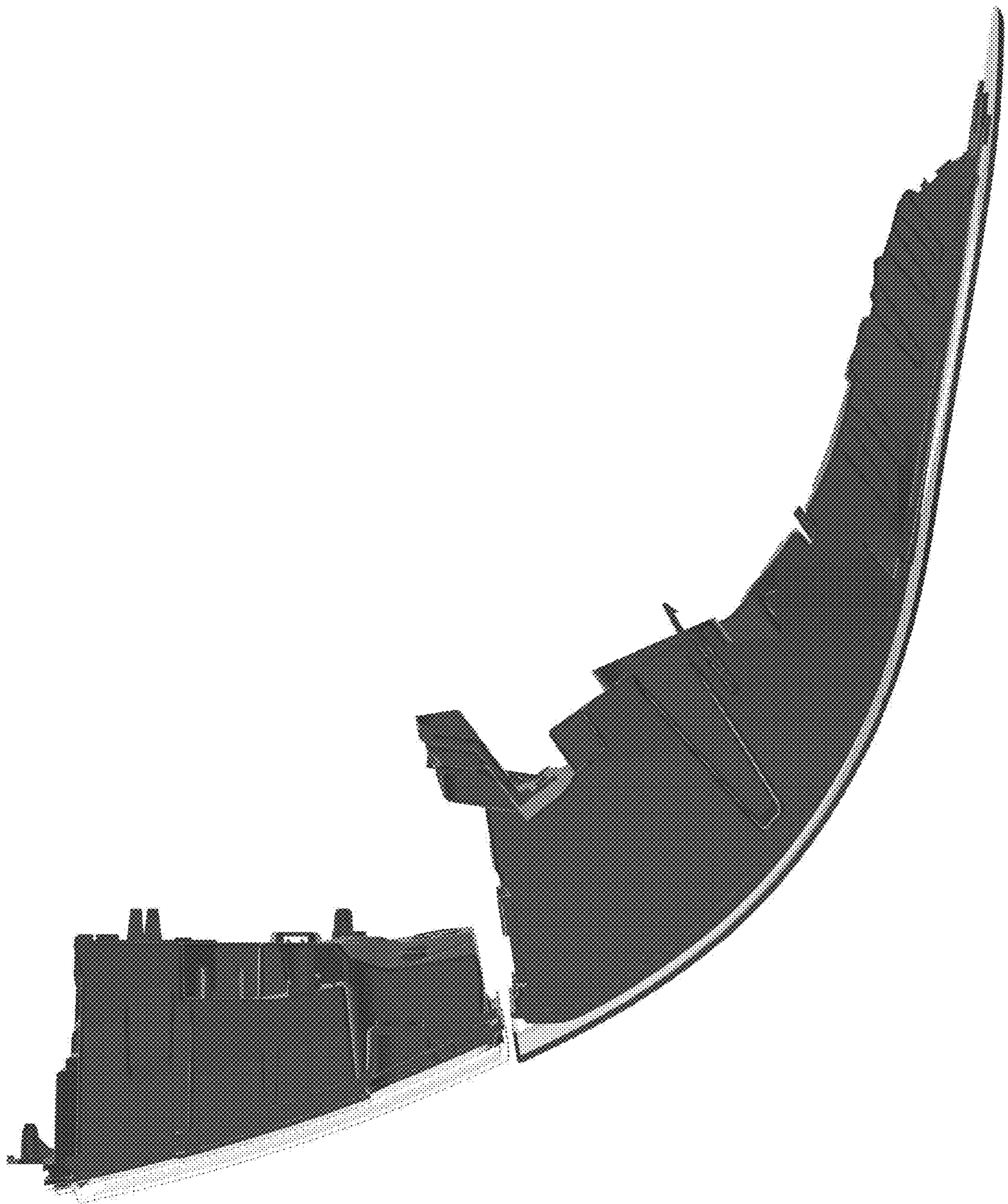


FIG. 10



FIG. 11