



US00D913531S

(12) **United States Design Patent**  
**Kabatsi et al.**

(10) **Patent No.:** **US D913,531 S**  
(45) **Date of Patent:** **\*\* Mar. 16, 2021**

- (54) **ARCHITECTURAL FIXTURE**
- (71) Applicant: **Arktura LLC**, Gardena, CA (US)
- (72) Inventors: **Chris Kabatsi**, Venice, CA (US);  
**Robert Kilian**, Venice, CA (US); **Kevin Kane**, Los Angeles, CA (US); **John Johnston**, Los Angeles, CA (US); **Moti Tavassoli**, Los Angeles, CA (US)
- (73) Assignee: **Arktura LLC**, Gardena, CA (US)
- (\*\*) Term: **15 Years**
- (21) Appl. No.: **29/711,031**
- (22) Filed: **Oct. 28, 2019**
- (51) **LOC (13) Cl.** ..... **25-01**
- (52) **U.S. Cl.**  
USPC ..... **D25/138**
- (58) **Field of Classification Search**  
USPC ..... D25/138, 152, 157; D26/72, 79, 77, 81,  
D26/86, 90  
CPC ..... E04C 2/38; E04C 2/00; E04C 2/30; E04C  
2002/3477; E04C 2/324; E04C 2002/004;  
E04C 2002/005; E04B 2/72; E04B 2/74;  
E04B 2/7405; E04B 9/0414; E04B  
9/0407; E04B 9/225; E04B 9/0464; E04B  
2103/00; E04B 1/3205; E04B 1/32; E04B  
1/3211; E04B 1/342; E04B 2001/3223;  
E04B 9/18; E04B 9/00; E04B 2009/026;  
E04B 9/345; E04B 9/34; E04B 9/0457;  
F21V 21/03; F21V 21/008; F21V 21/005  
See application file for complete search history.

- D679,031 S \* 3/2013 Amend ..... D25/163
- 8,839,590 B1 \* 9/2014 Kortman ..... E04B 9/34  
52/741.4
- 8,850,750 B2 \* 10/2014 Dagher ..... E04B 1/3205  
52/86
- 9,243,405 B2 \* 1/2016 St-Laurent ..... E04B 9/0435
- 9,260,863 B2 \* 2/2016 Thun ..... E04B 9/34
- RE46,043 E \* 6/2016 Stackenwalt ..... E04B 9/34
- D791,980 S 7/2017 Kilian et al.
- 10,030,388 B2 \* 7/2018 Yonebayashi ..... B62D 25/00
- 10,100,510 B1 \* 10/2018 Al Doukhi ..... E04B 1/34363

\* cited by examiner

*Primary Examiner* — Doris Clark

(74) *Attorney, Agent, or Firm* — Matthew J. Spark; Stefan J. Kirchanski; Zuber Lawler LLP

(57) **CLAIM**

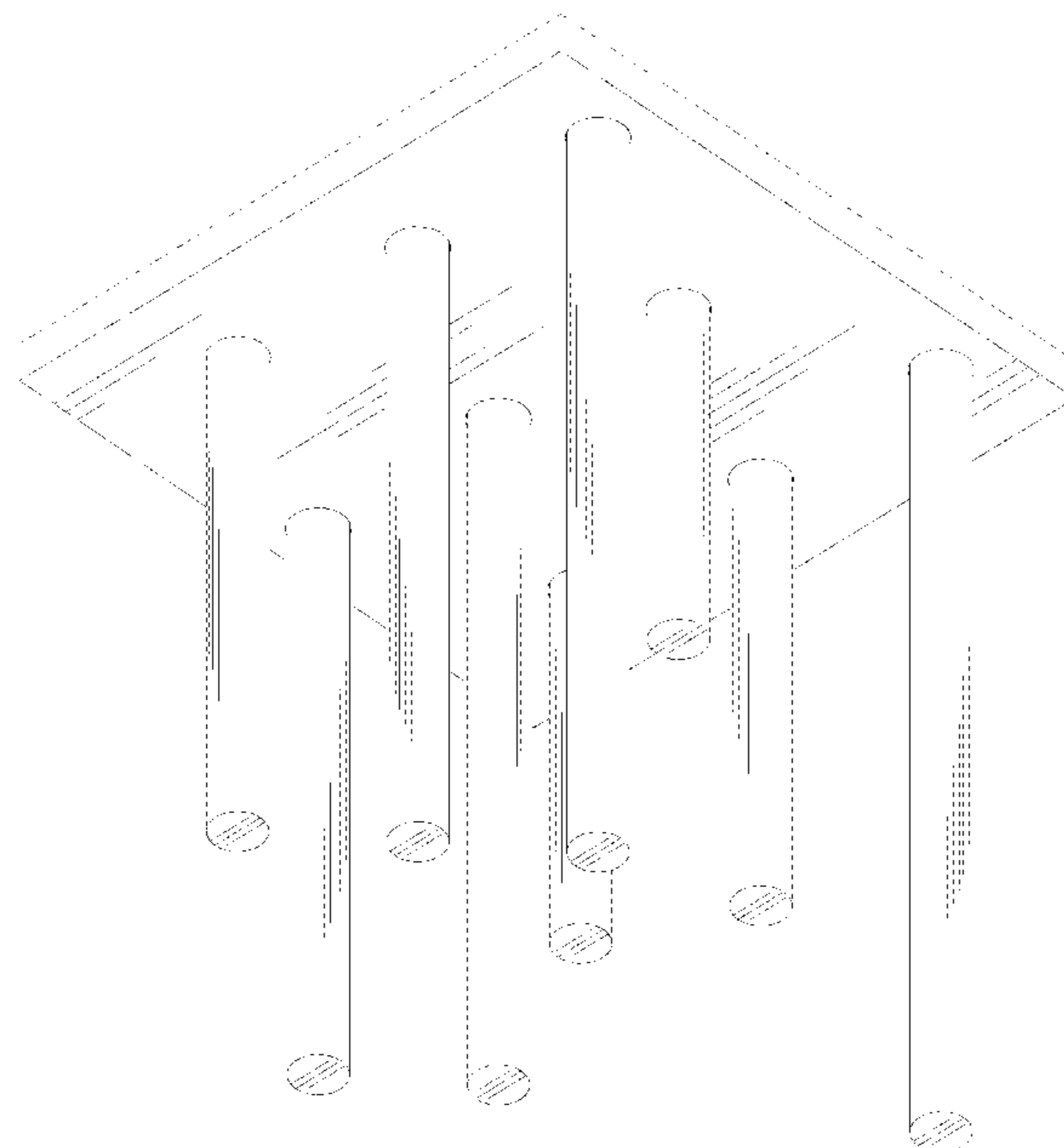
The ornamental design for an architectural fixture, as shown and described.

**DESCRIPTION**

FIG. 1 is a bottom, front, left perspective view of an architectural fixture, embodying the invention;  
 FIG. 2 is a left side elevation view of the architectural fixture of FIG. 1;  
 FIG. 3 is a front side elevation view of the architectural fixture of FIG. 1;  
 FIG. 4 is a right side elevation view of the architectural fixture of FIG. 1;  
 FIG. 5 is a rear elevation view of the architectural fixture of FIG. 1;  
 FIG. 6 is a bottom plan view of the architectural fixture of FIG. 1; and,  
 FIG. 7 is top plan view of the architectural fixture of FIG. 1.  
 The broken lines in the drawings depict portions of the architectural fixture that form no part of the claimed design.

**1 Claim, 4 Drawing Sheets**

- (56) **References Cited**  
U.S. PATENT DOCUMENTS  
D260,040 S \* 7/1981 Maresca ..... D25/152  
D622,418 S \* 8/2010 Prins ..... D25/138



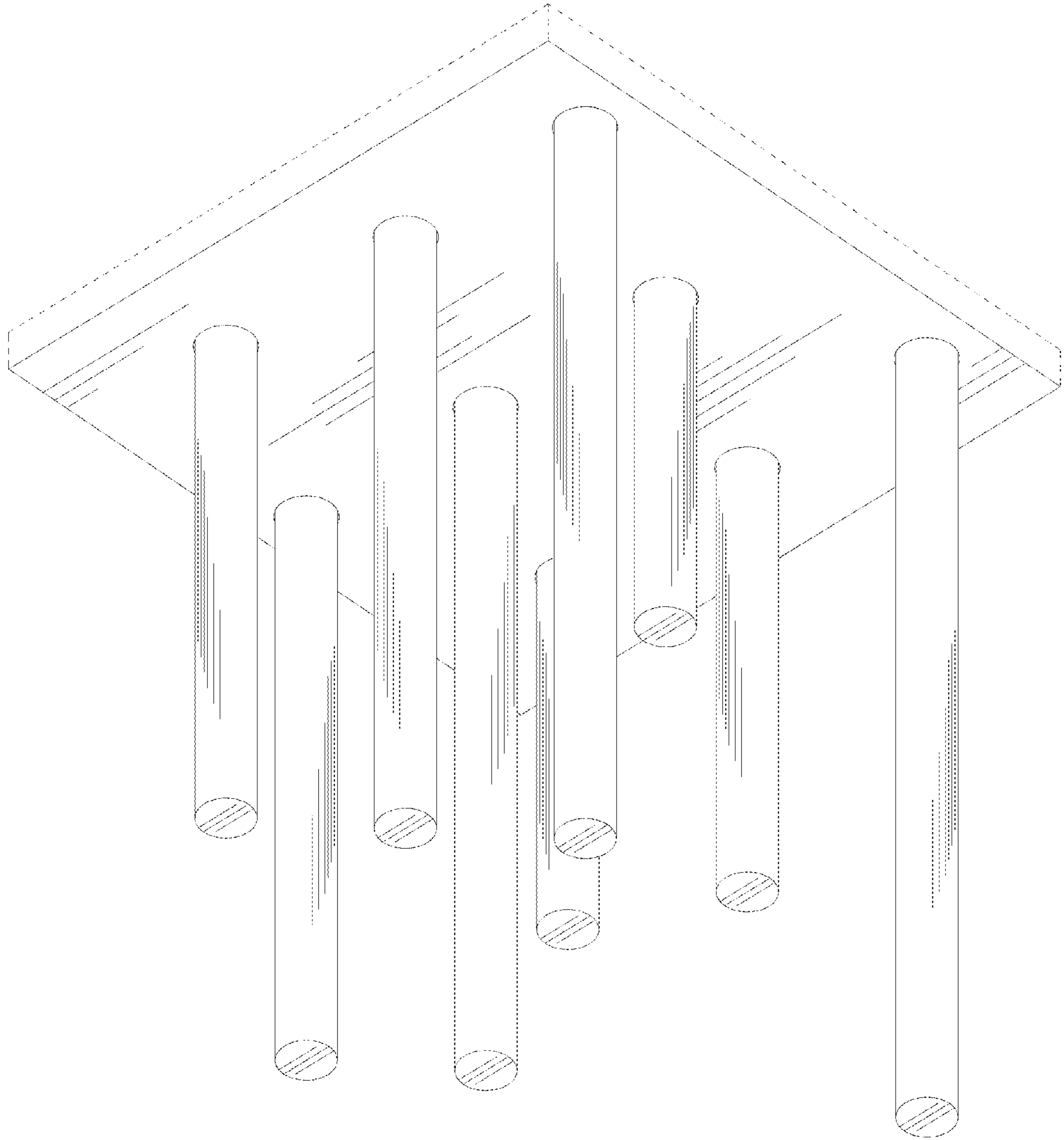
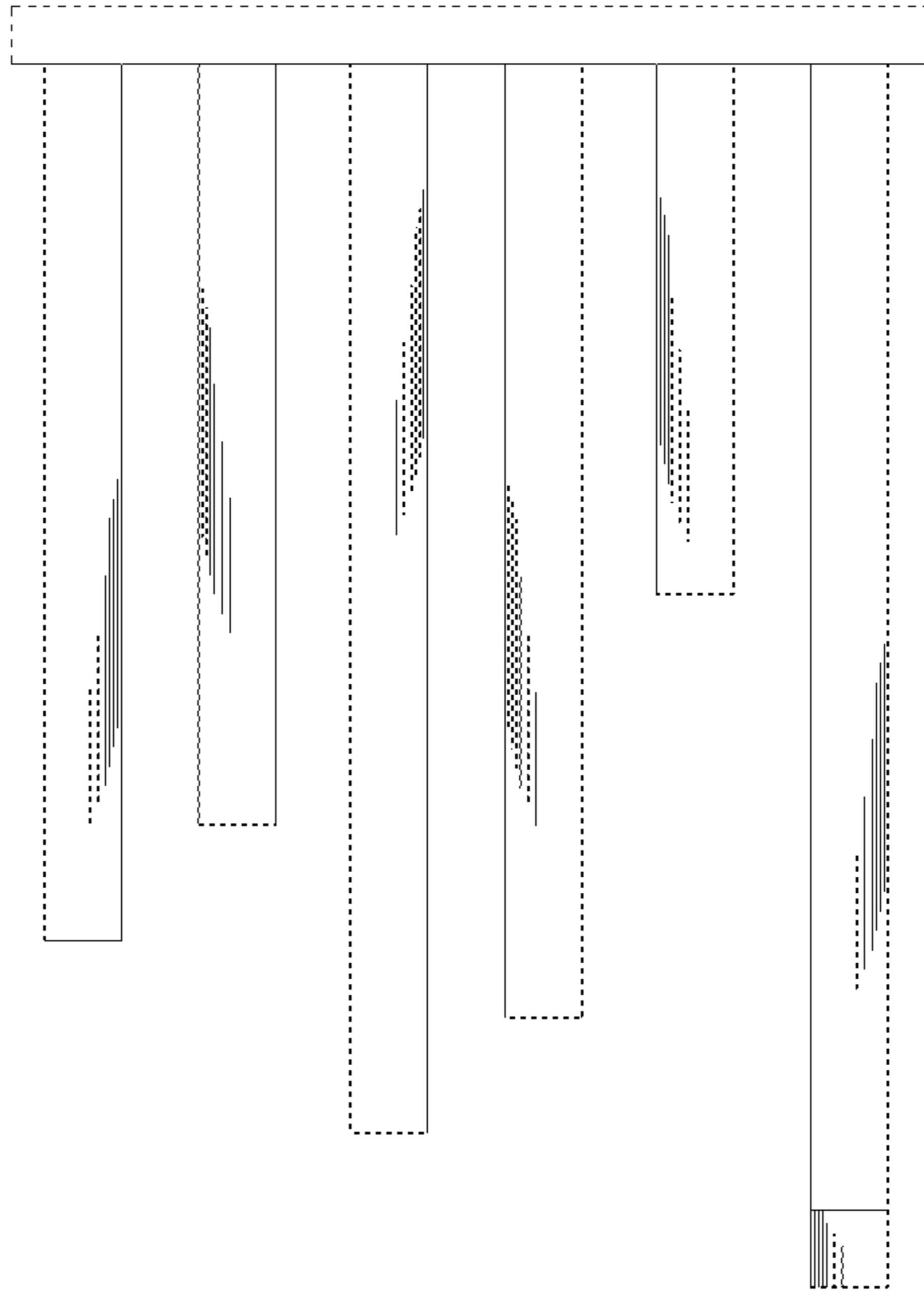



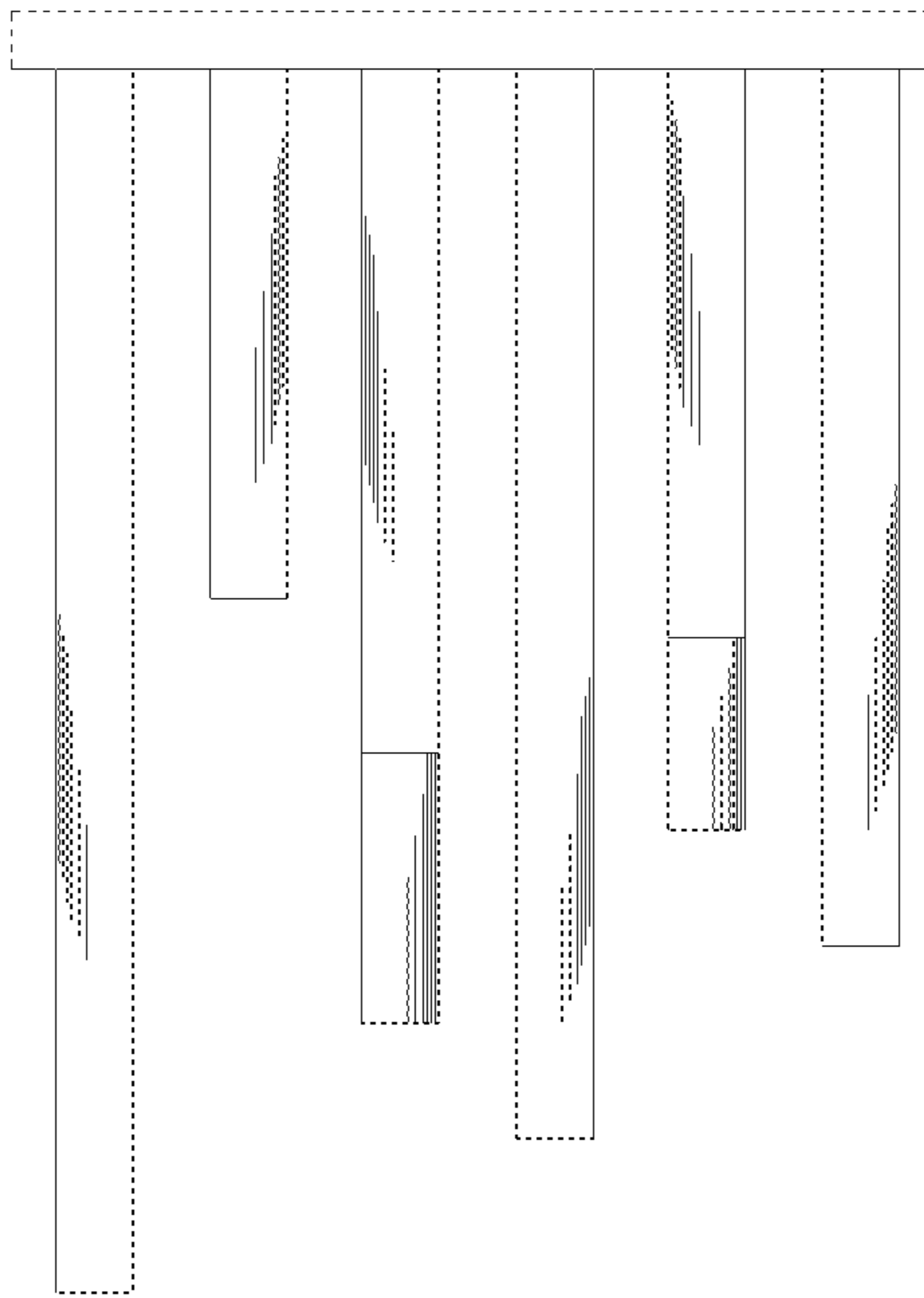
FIG. 1



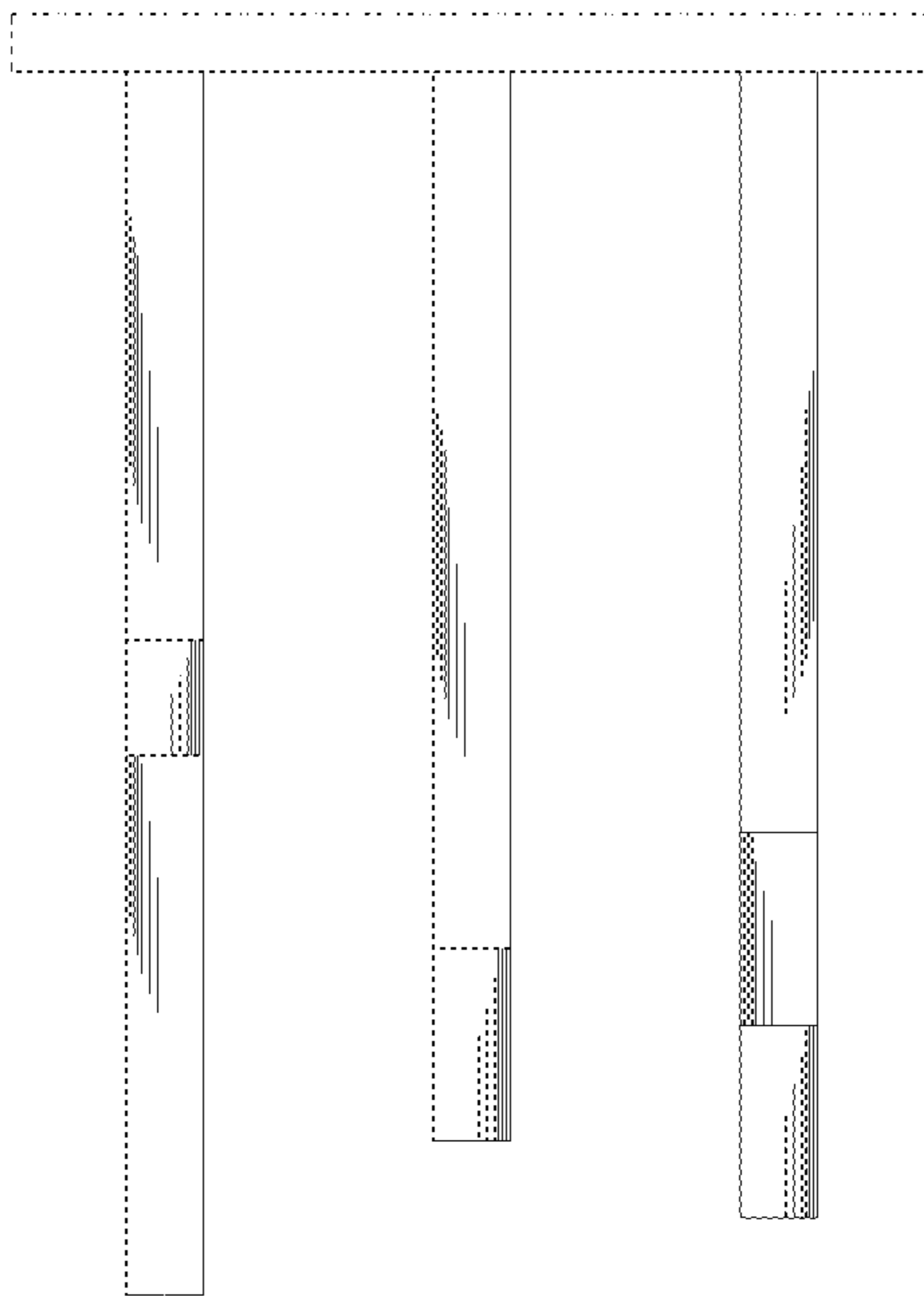
**FIG. 2**



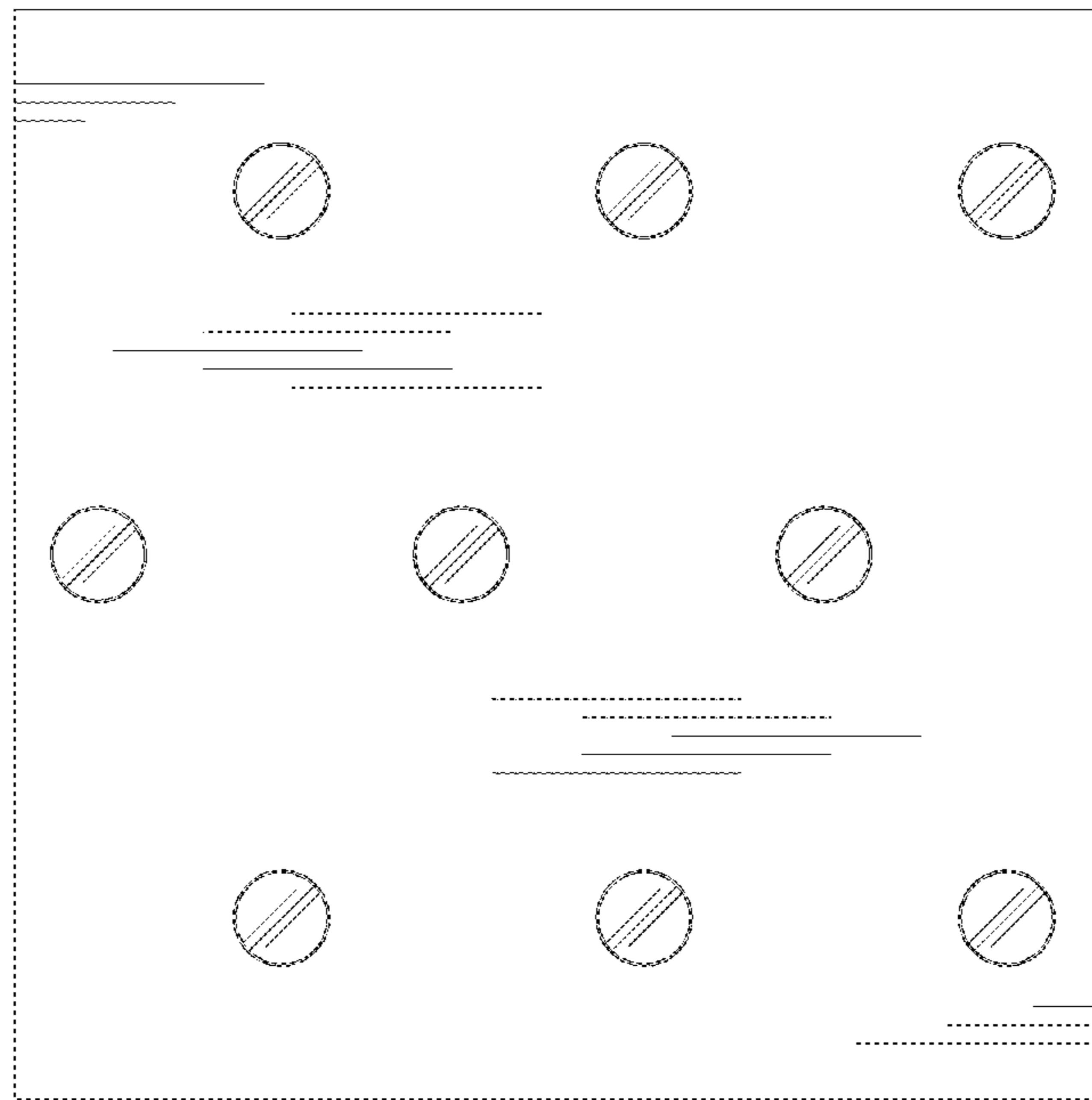
**FIG. 3**



**FIG. 4**



**FIG. 5**



**FIG. 6**



**FIG. 7**