



US00D913505S

(12) **United States Design Patent**  
**Henderson**

(10) **Patent No.:** **US D913,505 S**  
(45) **Date of Patent:** **\*\* Mar. 16, 2021**

- (54) **MONITOR APPARATUS**
- (71) Applicant: **EDAN INSTRUMENTS, INC.**,  
Shenzhen (CN)
- (72) Inventor: **Richard Henderson**, Sunnyvale, CA  
(US)
- (73) Assignee: **EDAN INSTRUMENTS, INC.**,  
Shenzhen (CN)

D616,100	S	*	5/2010	Moscovita	.....	D24/169
D683,034	S	*	5/2013	Shigeno	.....	D24/186
D697,625	S	*	1/2014	Montgomery	.....	D24/186
D706,239	S	*	6/2014	Chen	.....	D14/186
D711,003	S	*	8/2014	Chen	.....	D24/186
D711,004	S	*	8/2014	Chen	.....	D24/186
D765,832	S	*	9/2016	Hochman	.....	D24/111
D788,312	S	*	5/2017	Al-Ali	.....	A61B 5/002 D24/186
9,847,002	B2	*	12/2017	Kiani	.....	A61B 5/6898
2013/0262730	A1	*	10/2013	Al-Ali	.....	A61B 5/002 710/303

- (\*\*) Term: **15 Years**
- (21) Appl. No.: **29/685,766**
- (22) Filed: **Mar. 29, 2019**

**Related U.S. Application Data**

- (62) Division of application No. 29/581,810, filed on Oct. 21, 2016, now Pat. No. Des. 844,791.
- (51) **LOC (13) Cl.** ..... **24-01**
- (52) **U.S. Cl.**  
USPC ..... **D24/186**
- (58) **Field of Classification Search**  
USPC ..... D24/165-168, 186, 187, 107, 111, 164,  
D24/169, 185, 160; D10/70, 75, 98, 81,  
D10/104; D14/336, 371, 375, 381, 126;  
600/301, 481, 483-485, 509, 513, 519,  
600/544; 128/900  
CPC . A61B 5/0002; A61B 5/02438; A61B 5/6898;  
A61B 5/002; A61B 5/742; A61B 5/7425;  
A61B 5/02405; A61B 5/02411; A61B  
5/02427; A61B 5/0412  
See application file for complete search history.

(56) **References Cited**

**U.S. PATENT DOCUMENTS**

D398,293	S	*	9/1998	Lindblom	.....	D14/126
D477,084	S	*	7/2003	Menezes	.....	D24/172
D601,258	S	*	9/2009	Bell	.....	D24/169

**OTHER PUBLICATIONS**

iM3 Vital Signs Monitor, posted at edan.com.cn, no posting date available, online, URL: <http://www.edan.com.cn/html/EN/products/patientmonitoring/VSM/201712/282862.html> (Year: 2018).\*

\* cited by examiner

*Primary Examiner* — Lilyana Bekic  
*Assistant Examiner* — Mary Shannon Malley

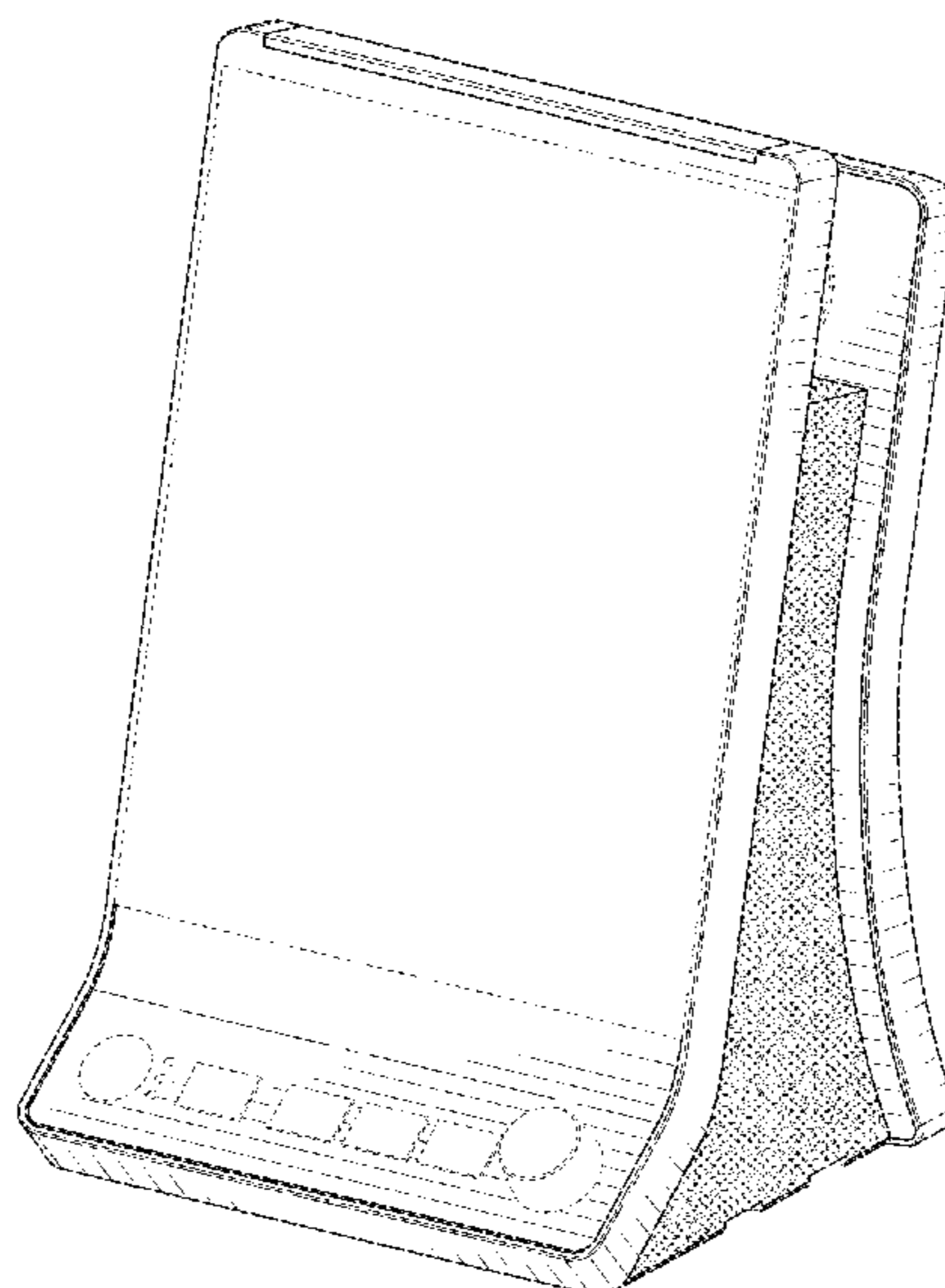
(57) **CLAIM**

I claim the ornamental design for a monitor apparatus, as shown and described.

**DESCRIPTION**

FIG. 1 is a top, front, right perspective view of the claimed design;  
FIG. 2 is a front elevation view thereof;  
FIG. 3 is a rear elevation view thereof;  
FIG. 4 is a left elevation view thereof;  
FIG. 5 is a right elevation view thereof;  
FIG. 6 is a top plan view thereof; and,  
FIG. 7 is a bottom plan view thereof.  
The broken lines in the drawings depict portions of the monitor apparatus that form no part of the claimed design. Portions shown in stipple shading as opposed to line shading show contrasting surfaces unlimited by colors.

**1 Claim, 7 Drawing Sheets**



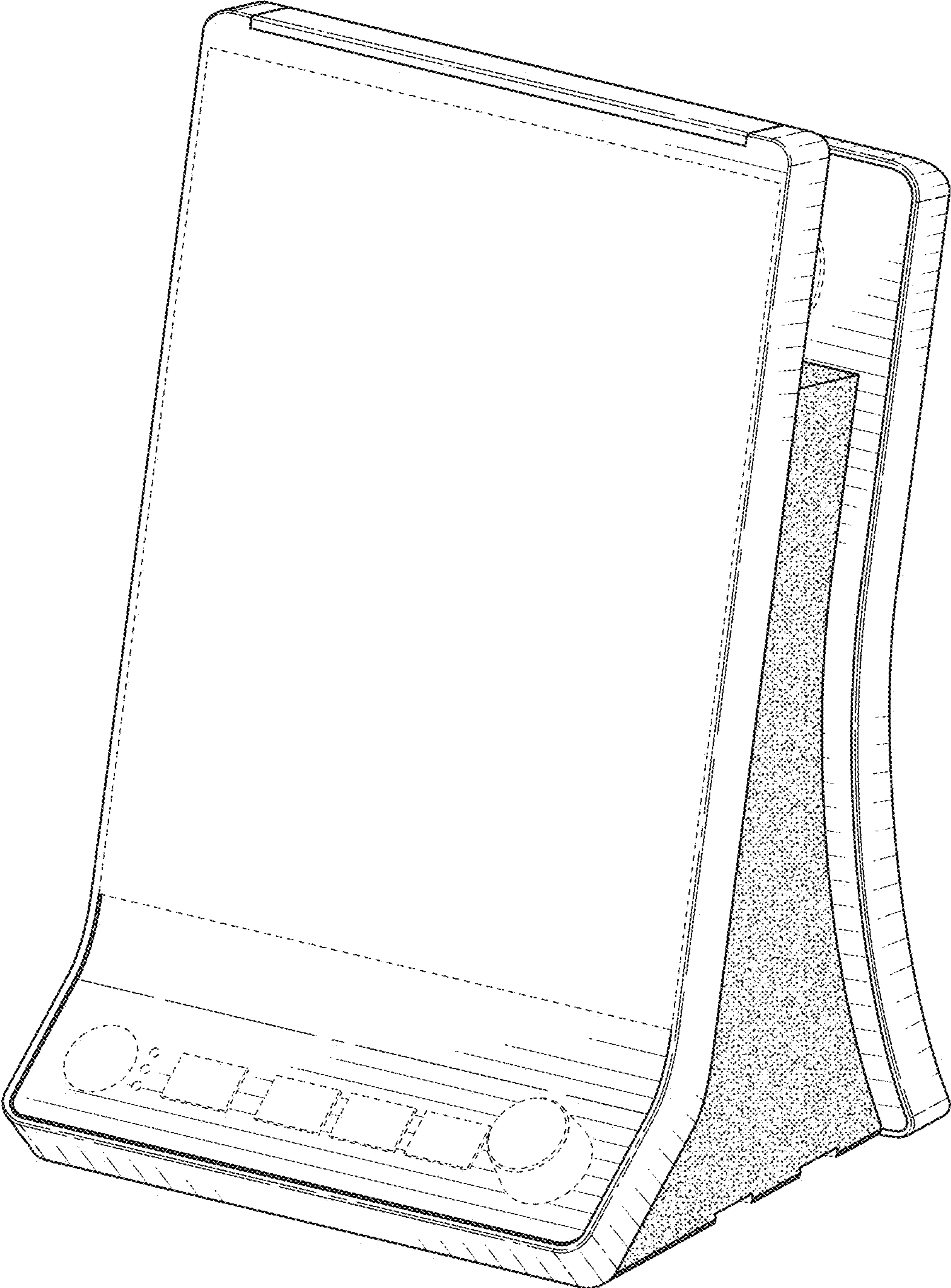


FIG. 1




FIG. 2

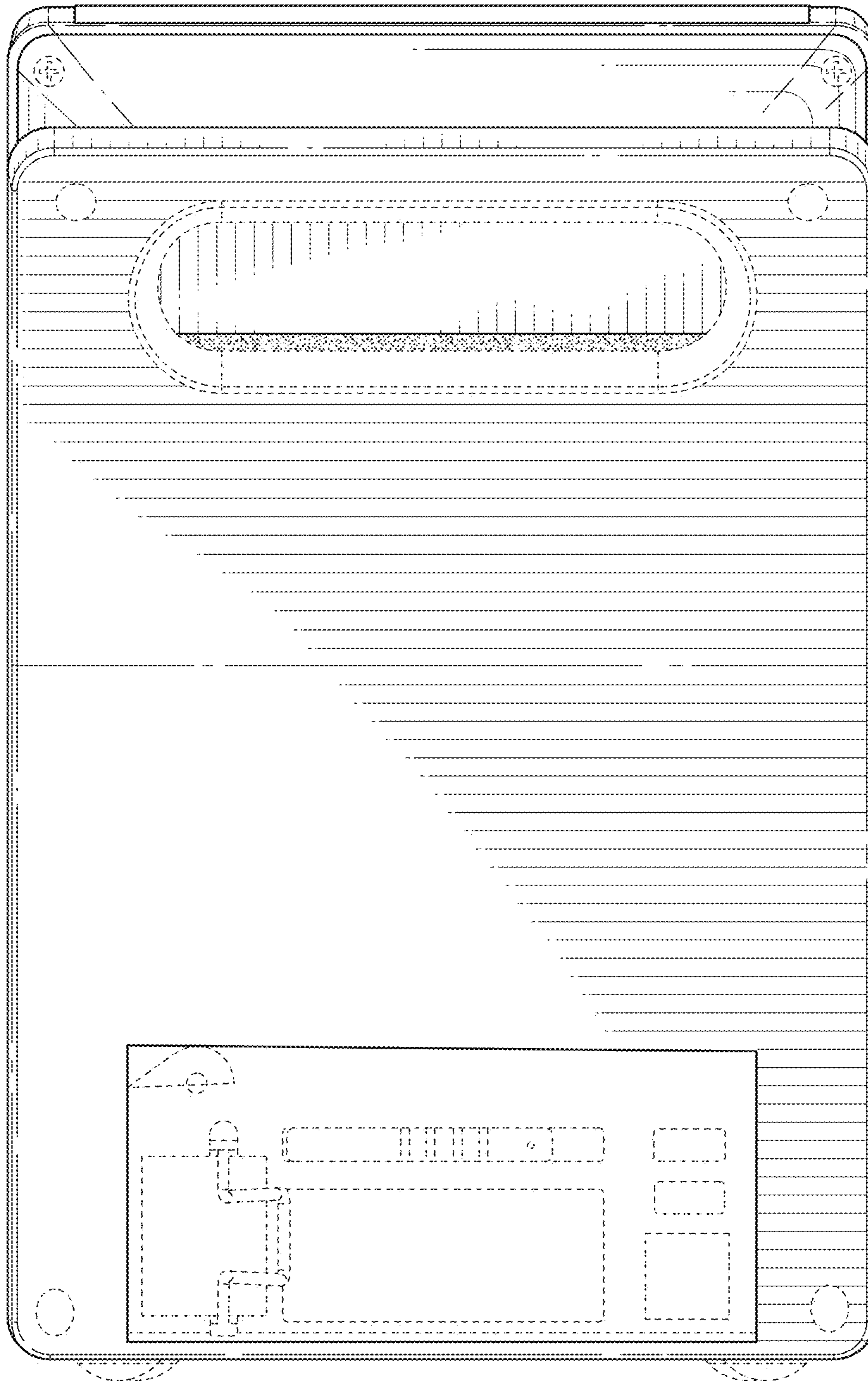


FIG. 3

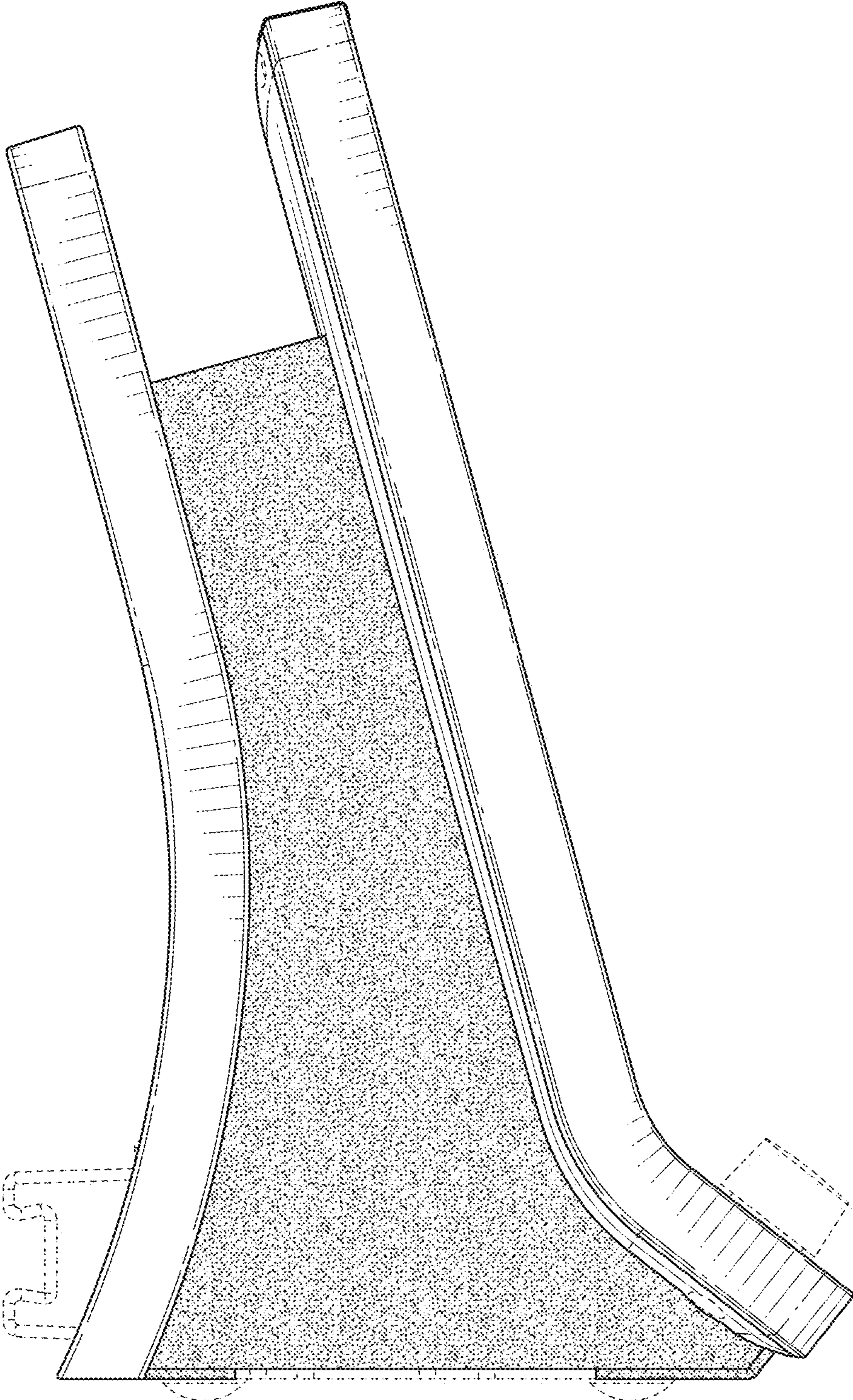


FIG. 4

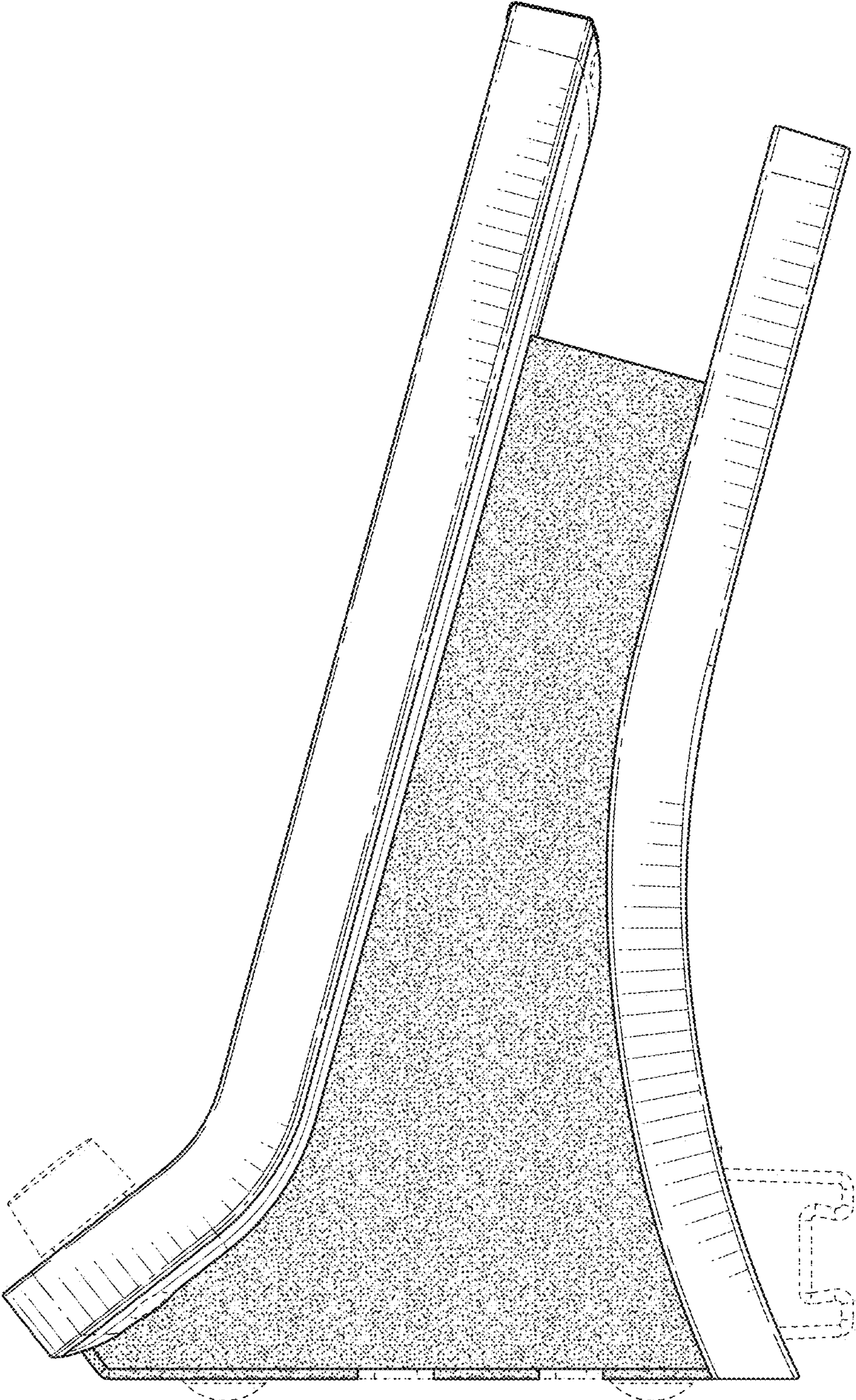


FIG. 5

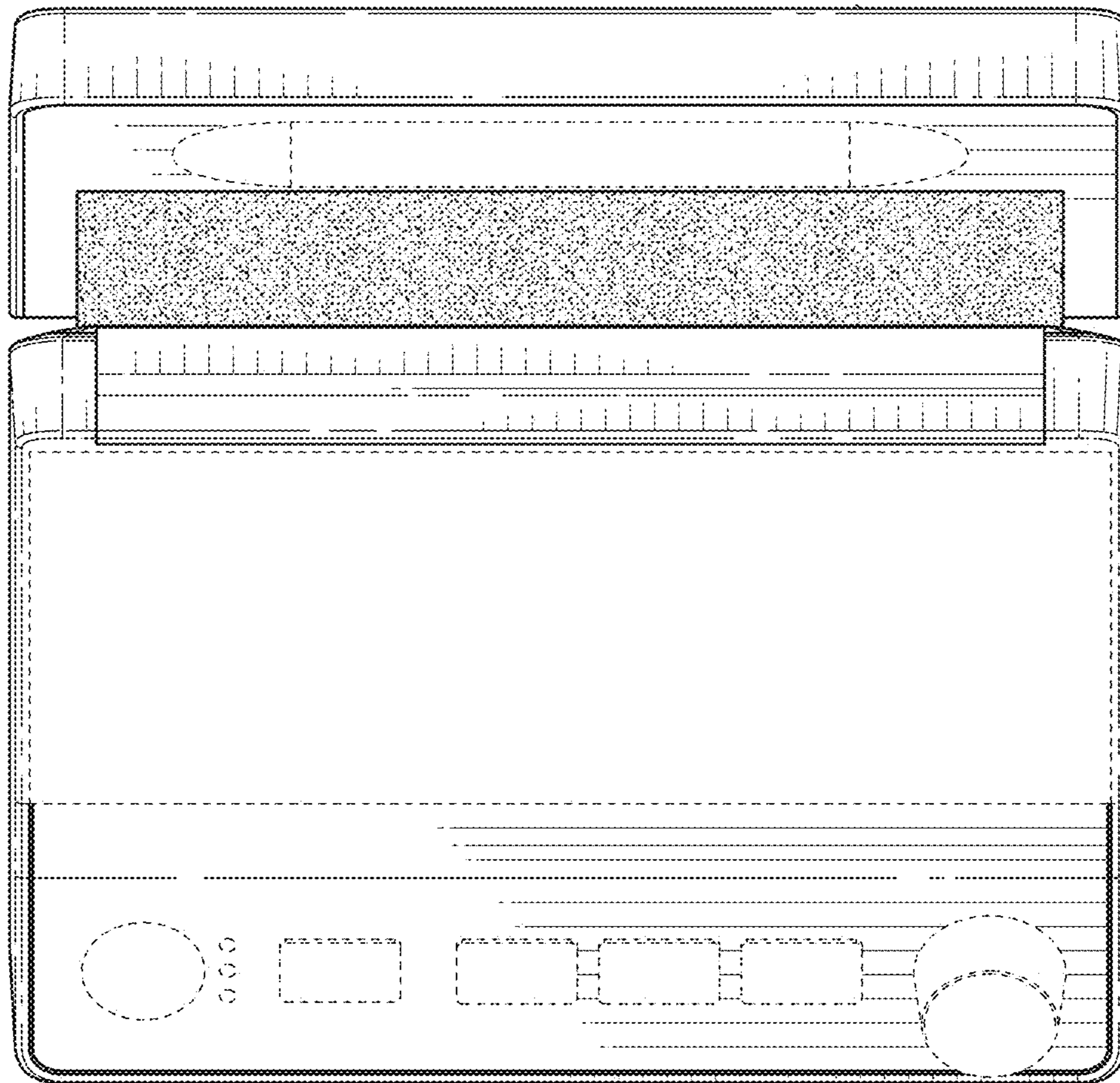


FIG. 6

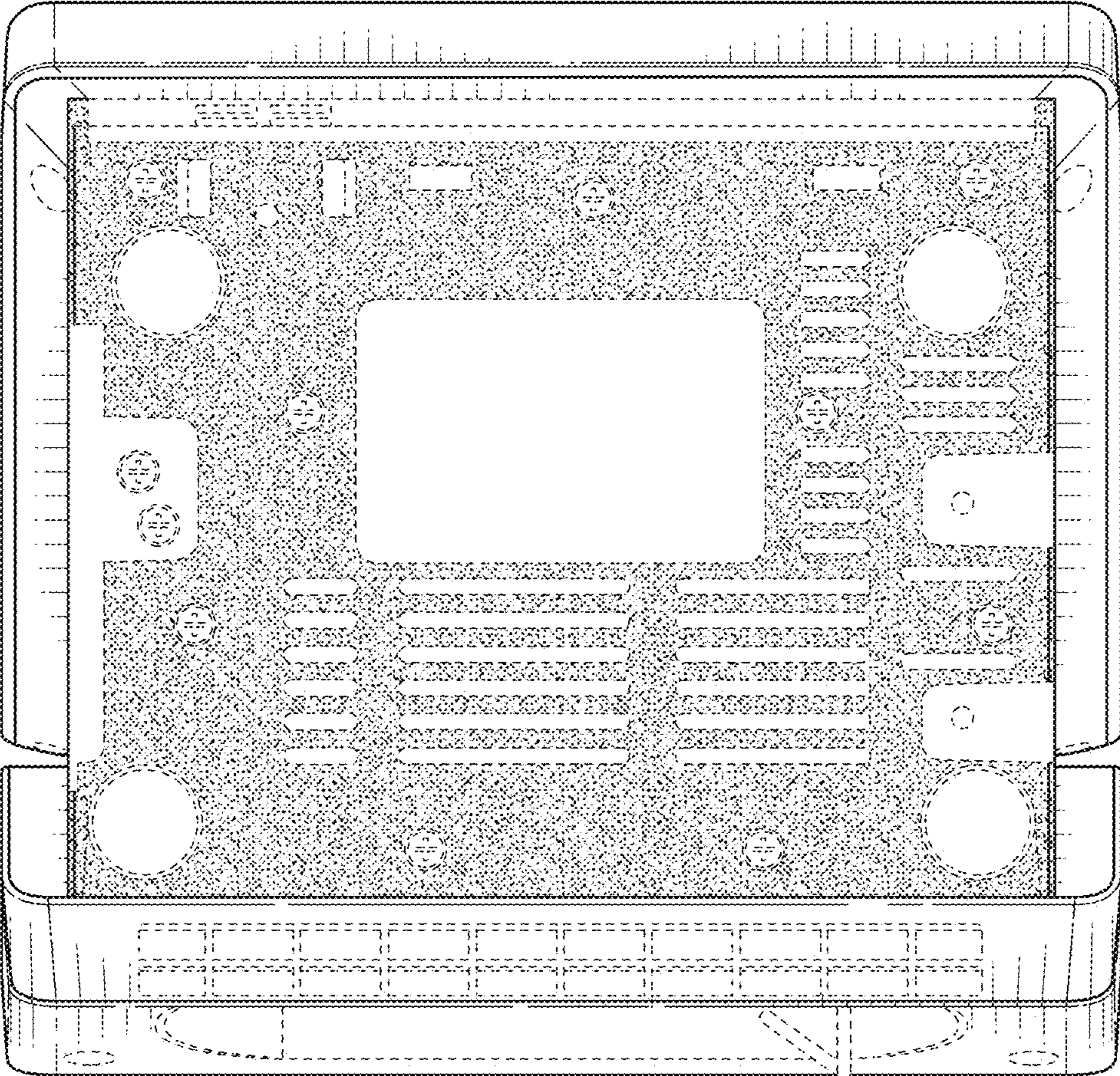


FIG. 7