



US00D913478S

(12) **United States Design Patent** (10) **Patent No.:** **US D913,478 S**
Davis et al. (45) **Date of Patent:** **** Mar. 16, 2021**

(54) **DISPENSER**

D857,870 S 8/2019 Yang et al.
D885,548 S * 5/2020 Cui D23/366
D893,011 S * 8/2020 Lin D23/366

(71) Applicant: **S. C. Johnson & Son, Inc.**, Racine, WI (US)

(72) Inventors: **Brian T. Davis**, Burlington, WI (US);
Julianna Miller, Boston, MA (US);
Miguel M. Bual, Lisbon (PT)

(73) Assignee: **S. C. Johnson & Son, Inc.**, Racine, WI (US)

(**) Term: **15 Years**

(21) Appl. No.: **29/706,732**

(22) Filed: **Sep. 23, 2019**

(51) **LOC (13) Cl.** **28-99**

(52) **U.S. Cl.**
USPC **D23/366**

(58) **Field of Classification Search**
USPC D23/209, 355, 356, 358, 359, 360, 364,
D23/365, 366, 367; D7/300, 312, 317;
D9/504, 519, 529, 686; D11/131.1;
D28/89; D99/5

CPC . A61L 9/03; A61L 9/012; A61L 9/015; A61L
9/037; F41J 1/01

See application file for complete search history.

(56) **References Cited**

U.S. PATENT DOCUMENTS

D383,202 S * 9/1997 Meister D23/364
D396,382 S * 7/1998 Hsu D7/599
D696,763 S * 12/2013 Li D23/366
D810,262 S 2/2018 Lu
D810,264 S * 2/2018 Lu D23/366
D822,820 S * 7/2018 Hou D23/366
D825,731 S * 8/2018 Hou D23/366
D849,915 S * 5/2019 Chen D23/366
D851,227 S * 6/2019 Chen D23/356

OTHER PUBLICATIONS

Vitruvi Stone Diffuser, Ceramic Ultrasonic Essential Oil Diffuser [Oct. 22, 2020] found online [Oct. 22, 2020]—<https://www.amazon.com/Vitruvi-Hand-Crafted-Ultrasonic-Essential-Aromatherapy/dp/B01MYXNJES>.*

Ceramic Diffuser Stone Essential Oil Diffuser [Oct. 22, 2020] found online [Oct. 22, 2020]—https://www.amazon.com/Essential-Diffuser-Ceramic-Performance-Waterless/dp/B07PHZPB23/ref=pd_lpo_121_t_2/141-2585903-2590911?_encoding=UTF8&pd_rd_i=B07PHZPB23&pd_rd_r=076e6002-6f80-476b-b84b-eb8b5e04ec73&pd_rd_w=XOGap&pd_rd_wg.*

* cited by examiner

Primary Examiner — John A Voytek

(74) *Attorney, Agent, or Firm* — Quarles & Brady LLP

(57) **CLAIM**

The ornamental design for a dispenser, as shown and described.

DESCRIPTION

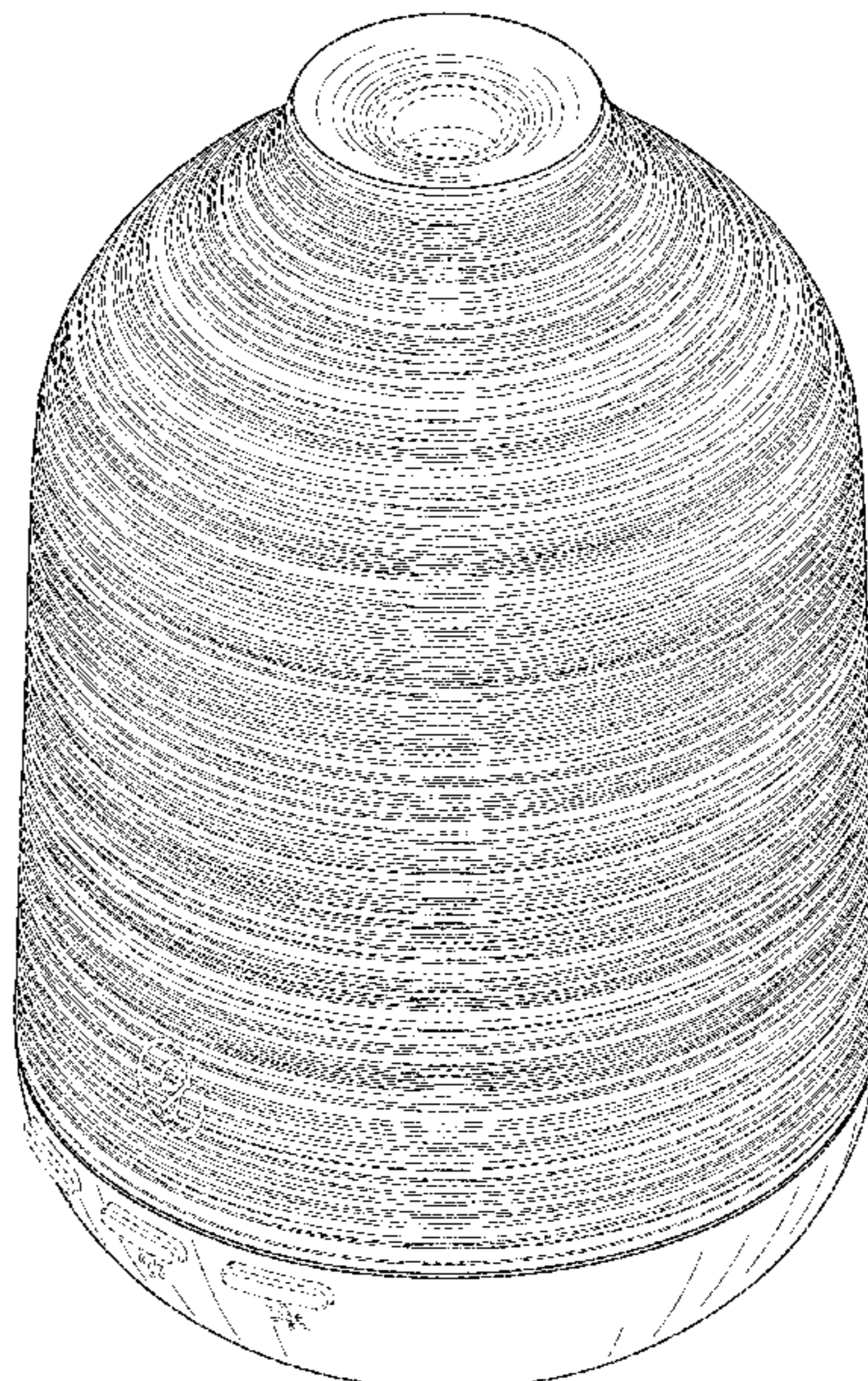
FIG. 1 is an isometric view of a top, front, and left side of an ornamental design for a dispenser;
FIG. 2 is a front elevational view of the dispenser of FIG. 1;
FIG. 3 is a rear elevational view of the dispenser of FIG. 1;
FIG. 4 is a left side elevational view of the dispenser of FIG. 1;

FIG. 5 is a right side elevational view of the dispenser of FIG. 1; and,

FIG. 6 is a top plan view of the dispenser of FIG. 1.

The broken lines are included for the purpose of illustrating portions that form no part of the claimed design. The dash-dot-dash lines are included for the purpose of illustrating boundary lines and form no part of the claimed design.

1 Claim, 6 Drawing Sheets






FIG. 1




FIG. 2




FIG. 3




FIG. 4




FIG. 5




FIG. 6