



US00D913476S

(12) **United States Design Patent**  
**Karo**

(10) **Patent No.:** **US D913,476 S**

(45) **Date of Patent:** **\*\* Mar. 16, 2021**

(54) **AIR FRESHENER**

(71) Applicant: **Daniel P. Karo**, Palm Beach Gardens,  
FL (US)

(72) Inventor: **Daniel P. Karo**, Palm Beach Gardens,  
FL (US)

(\*\*) Term: **15 Years**

(21) Appl. No.: **29/702,684**

(22) Filed: **Aug. 21, 2019**

(51) **LOC (13) Cl.** ..... **23-04**

(52) **U.S. Cl.**  
USPC ..... **D23/366**

(58) **Field of Classification Search**  
USPC ..... D23/209, 355, 356, 358, 359, 360, 364,  
D23/365, 366; D7/316, 505; D9/435,  
D9/444, 504, 519, 529, 686; D11/131.1;  
D28/89; D99/5; D2/717, 720, 731, 739,  
D2/840

CPC . A61L 9/03; A61L 9/012; A61L 9/015; A61L  
9/037; F41J 1/01

See application file for complete search history.

(56) **References Cited**

**U.S. PATENT DOCUMENTS**

D413,971 S *	9/1999	Fritsche	.....	D23/366
D514,214 S *	1/2006	Green	.....	D23/366
D543,007 S *	5/2007	Beckerman	.....	D2/717
D567,927 S *	4/2008	Salvo	.....	D23/366
D575,930 S *	9/2008	Vacchiano	.....	D2/717
D680,300 S *	4/2013	Gooch	.....	D2/840
D707,511 S *	6/2014	Mohr	.....	D8/38
D761,521 S *	7/2016	McArthur	.....	D2/840
D771,904 S *	11/2016	McArthur	.....	D2/717
D779,163 S *	2/2017	Adrovic	.....	D2/840
D799,795 S *	10/2017	Moore	.....	D2/840
D816,950 S *	5/2018	Lomax	.....	D2/840

D822,768 S *	7/2018	Puett, III	.....	D21/400
D824,140 S *	7/2018	Webb	.....	D2/717
D825,137 S *	8/2018	Reaux	.....	D2/717
D830,038 S *	10/2018	Sabga	.....	D2/717
D894,533 S *	9/2020	Pfohl	.....	D2/720
D897,068 S *	9/2020	Sotitis	.....	D2/720

**OTHER PUBLICATIONS**

T Shirt Shape Air Freshener [Oct. 8, 2020] found online [Oct. 8, 2020] —<https://www.ideastage.com/T-Shirt-Shape-Air-Freshener-505550471>.\*

\* cited by examiner

*Primary Examiner* — John A Voytek

(74) *Attorney, Agent, or Firm* — Mitchell Law PLLC;  
Matthew W. Mitchell

(57) **CLAIM**

The ornamental design for an air freshener, as shown and described.

**DESCRIPTION**

FIG. 1 is a front isometric view of the air freshener of the present invention;  
FIG. 2 is rear isometric view thereof;  
FIG. 3 is a front view thereof;  
FIG. 4 is a rear view thereof;  
FIG. 5 is a left-side view thereof;  
FIG. 6 is a right side view thereof;  
FIG. 7 is a top plan view thereof; and,  
FIG. 8 is a bottom plan view thereof.

The broken lines illustrate the portions of the air freshener that form no part of the claimed design. The fragmentary cross-hatching shown in the drawings represent a fabric material, which is understood to repeat uniformly throughout the remainder of the surface. The usage of stippling represents a contrast in materials.

**1 Claim, 8 Drawing Sheets**





FIG. 1

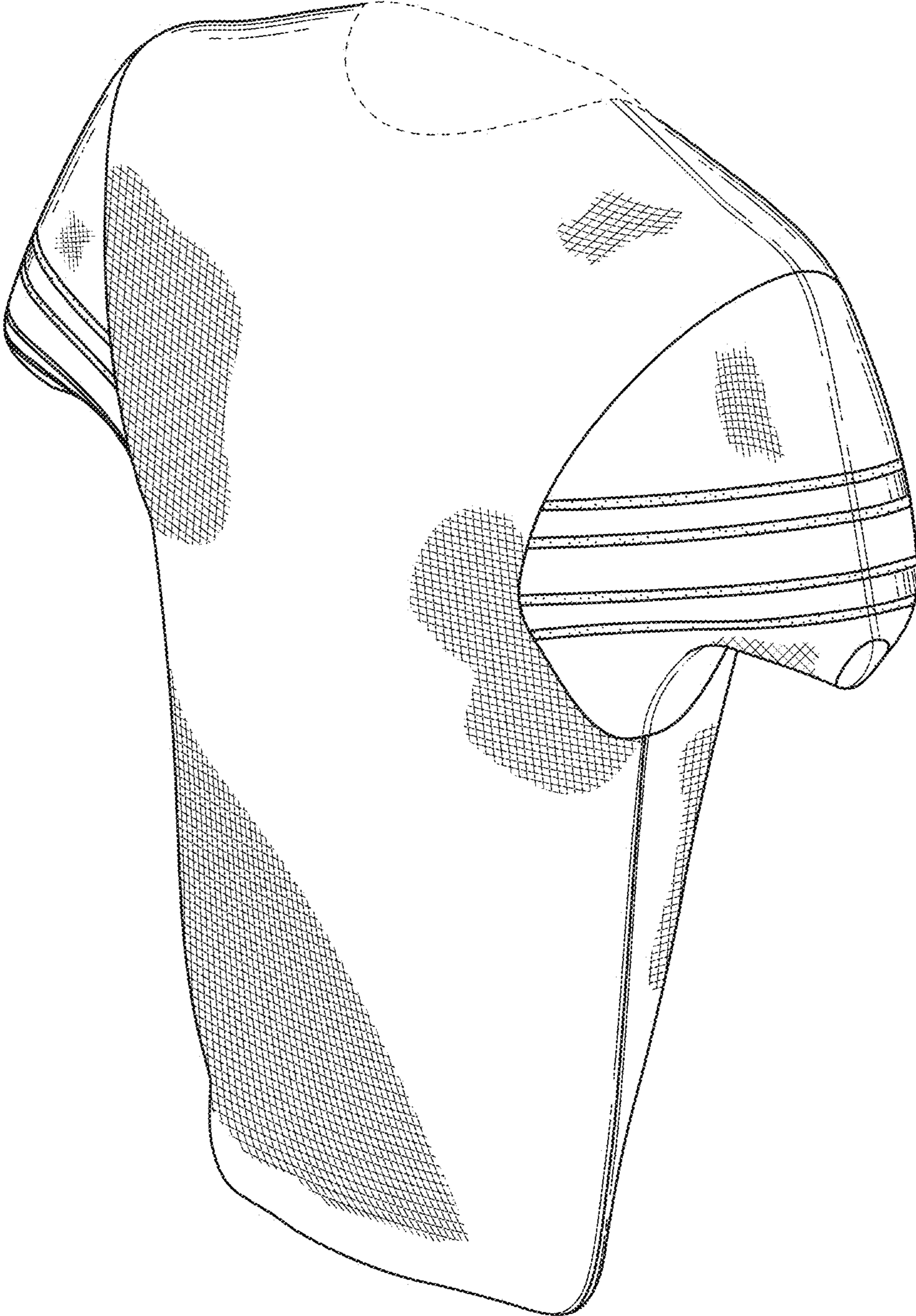


FIG. 2



FIG. 3



FIG. 4

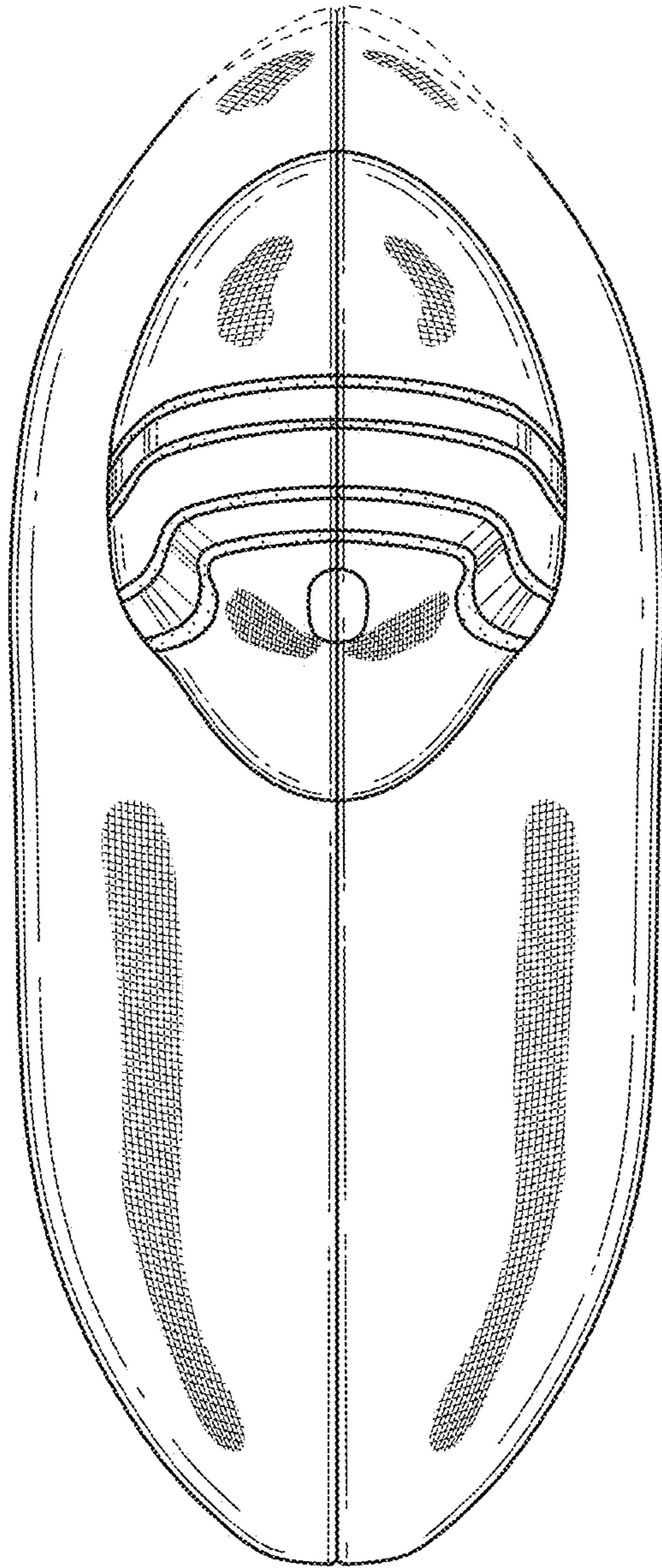


FIG. 5

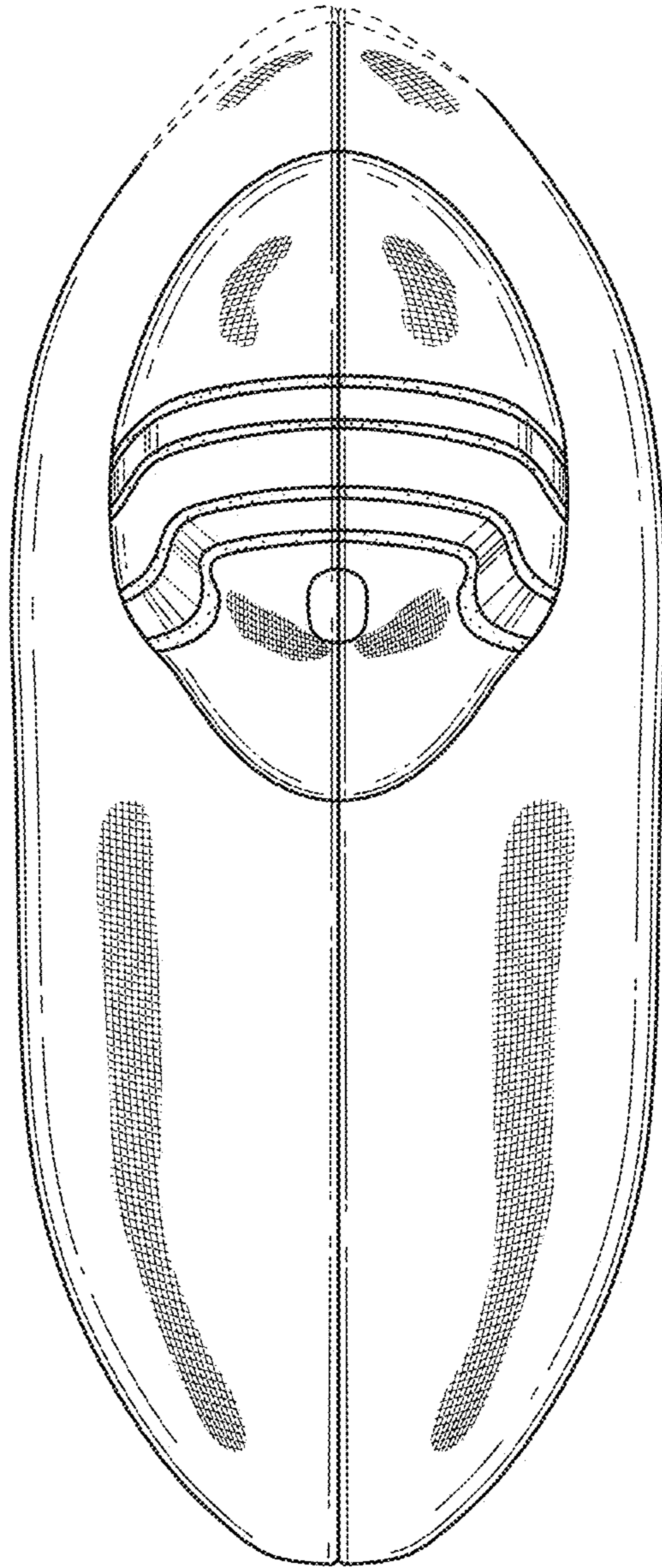


FIG. 6

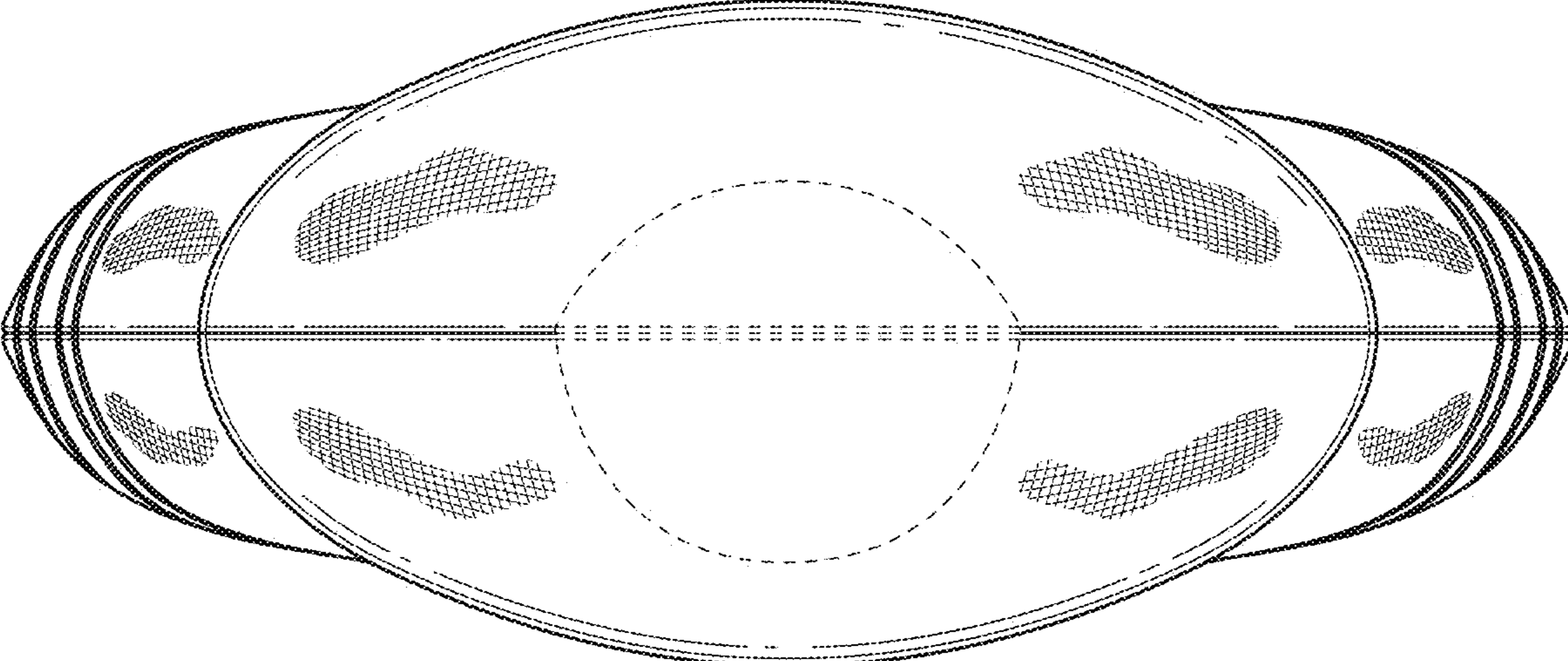


FIG. 7



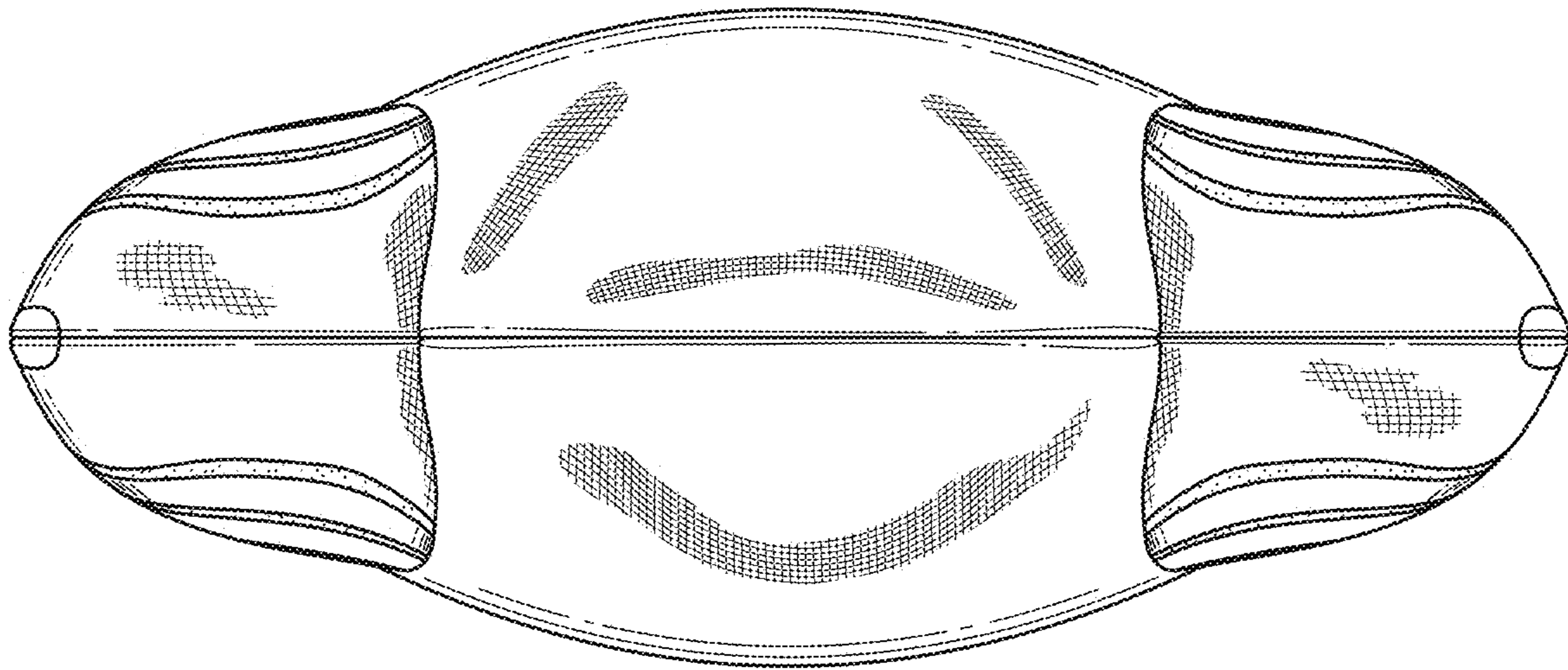


FIG. 8