



US00D913474S

(12) **United States Design Patent** (10) **Patent No.:** **US D913,474 S**  
**Lee** (45) **Date of Patent:** **\*\* Mar. 16, 2021**

(54) **AROMA DIFFUSER**  
(71) Applicant: **Bloomy Lotus Ltd**, Hong Kong (HK)  
(72) Inventor: **Leander Lee**, Hong Kong (HK)  
(73) Assignee: **Bloomy Lotus Ltd**, Hong Kong (HK)  
(\*\*) Term: **15 Years**

D699,391 S \* 2/2014 Abroff ..... D27/101  
D726,967 S \* 4/2015 Komai ..... D28/87  
D736,994 S \* 8/2015 Mittersinker ..... D27/101  
D740,491 S \* 10/2015 Albertini ..... D19/907  
D836,791 S \* 12/2018 Tarashchansky ..... D24/215  
D854,748 S \* 7/2019 Scott ..... D28/76  
D858,935 S \* 9/2019 Axelrod ..... D1/199  
D876,016 S \* 2/2020 Hosseini ..... D28/76  
D883,094 S \* 5/2020 James ..... D9/529  
2019/0274456 A1 \* 9/2019 Hambrock ..... G01F 23/2921

(21) Appl. No.: **29/696,333**  
(22) Filed: **Jun. 27, 2019**  
(30) **Foreign Application Priority Data**

Dec. 27, 2018 (HK) ..... 1802548.4

(51) **LOC (13) Cl.** ..... **23-99**  
(52) **U.S. Cl.**  
USPC ..... **D23/366**

(58) **Field of Classification Search**  
USPC ..... D23/355, 356, 358, 359, 360, 364, 366;  
D7/316, 505; D9/435, 444, 504, 519,  
D9/529, 686; D11/131.1; D28/89;  
D99/5  
CPC . A61L 9/03; A61L 9/012; A61L 9/015; A61L  
9/037; F41J 1/01  
See application file for complete search history.

(56) **References Cited**  
U.S. PATENT DOCUMENTS

5,711,244 A \* 1/1998 Knapp ..... B63B 3/13  
114/312  
D404,518 S \* 1/1999 Dal Monte ..... D27/101  
D410,765 S \* 6/1999 Gawryk ..... D27/183

**OTHER PUBLICATIONS**

Bloomy Lous "Crystal" clip and drive diffuser [Jun. 17, 2020] found online [Jun. 17, 2020]—<https://bloomylotus.com/car-diffusers/>.\*

\* cited by examiner

*Primary Examiner* — John A Voytek

(57) **CLAIM**

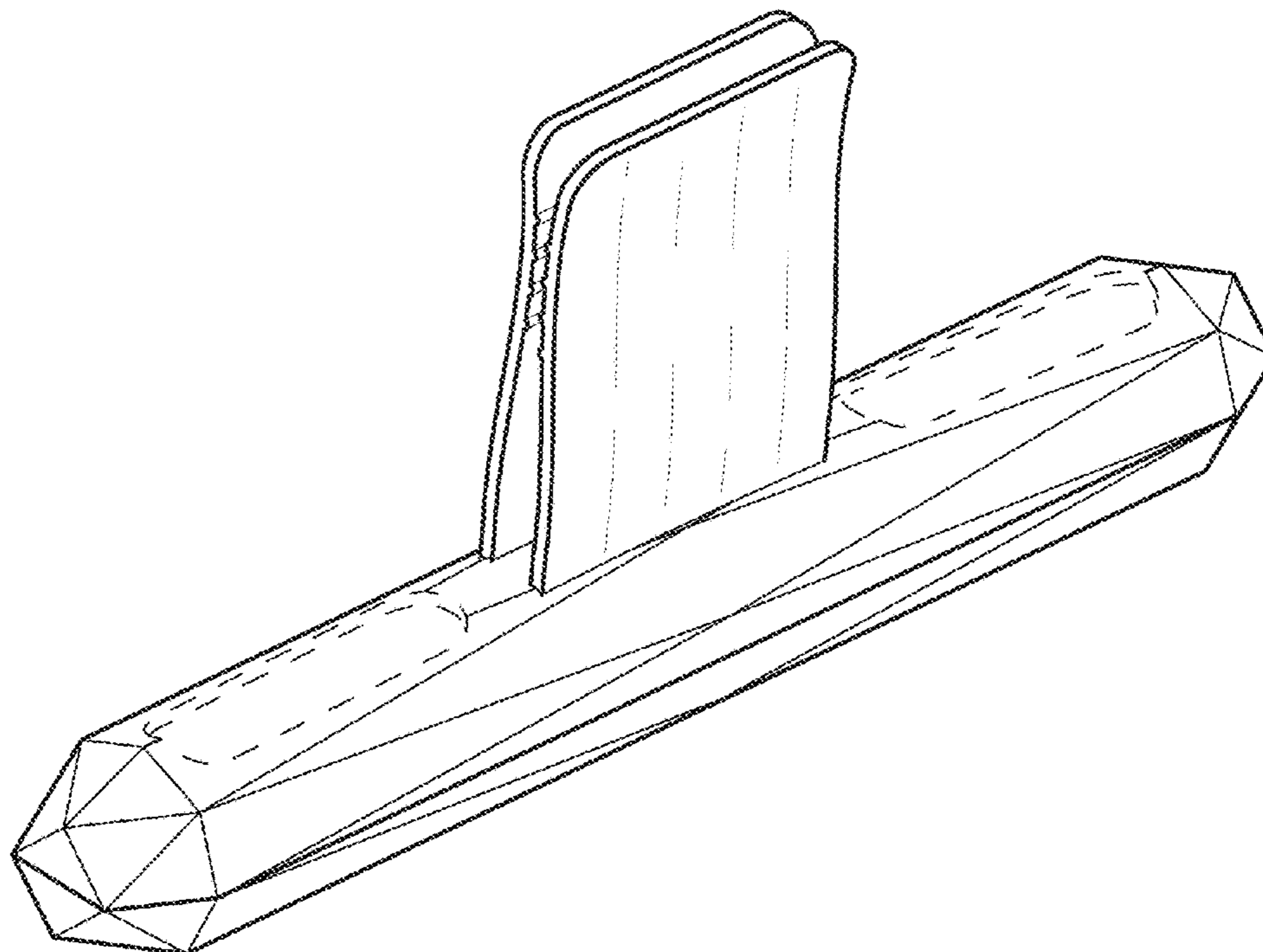
The ornamental design for an aroma diffuser, as shown and described.

**DESCRIPTION**

FIG. 1 is a front elevational view of an aroma diffuser showing my new design;  
FIG. 2 is a rear elevational view thereof;  
FIG. 3 is a left side view thereof;  
FIG. 4 is a right side view thereof;  
FIG. 5 is a top plan view thereof;  
FIG. 6 is a bottom plan view thereof;  
FIG. 7 is a front perspective view thereof; and,  
FIG. 8 is a rear perspective view thereof.

The broken lines in the drawings illustrate portions of the Aroma Diffuser which form no part of the claimed design.

**1 Claim, 8 Drawing Sheets**



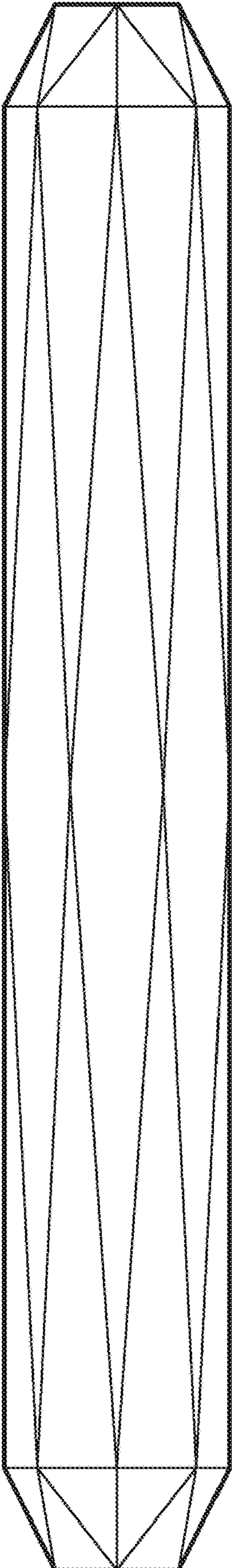


Fig. 1




Fig. 2



Fig. 3

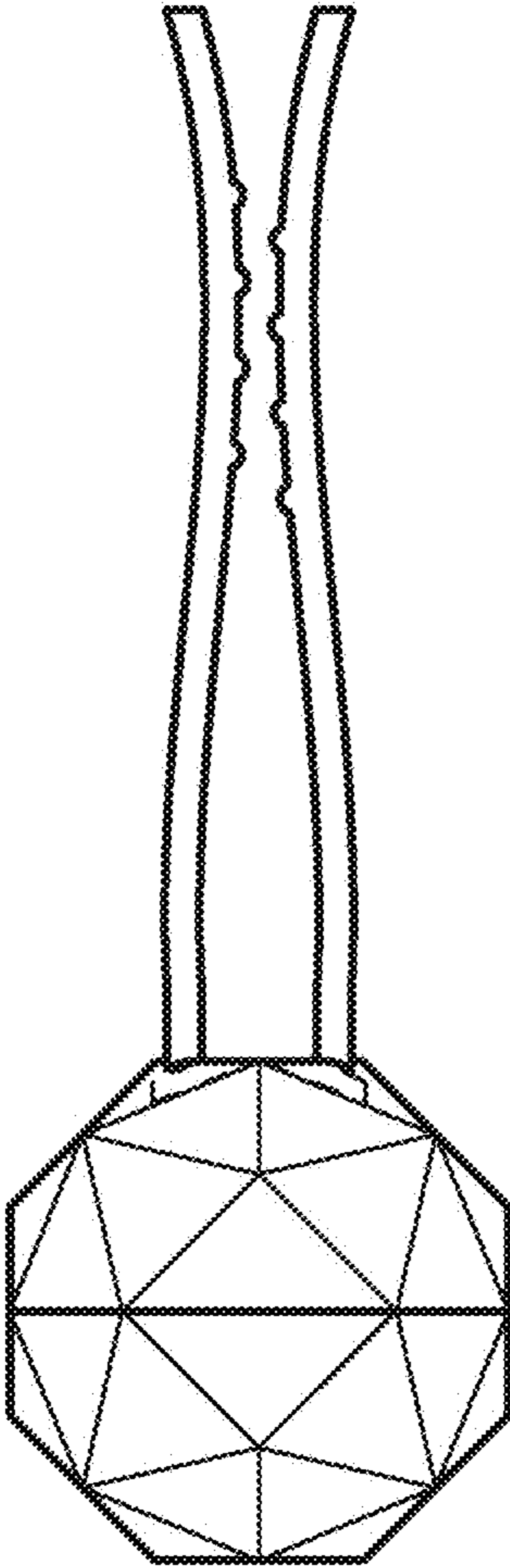


Fig. 4



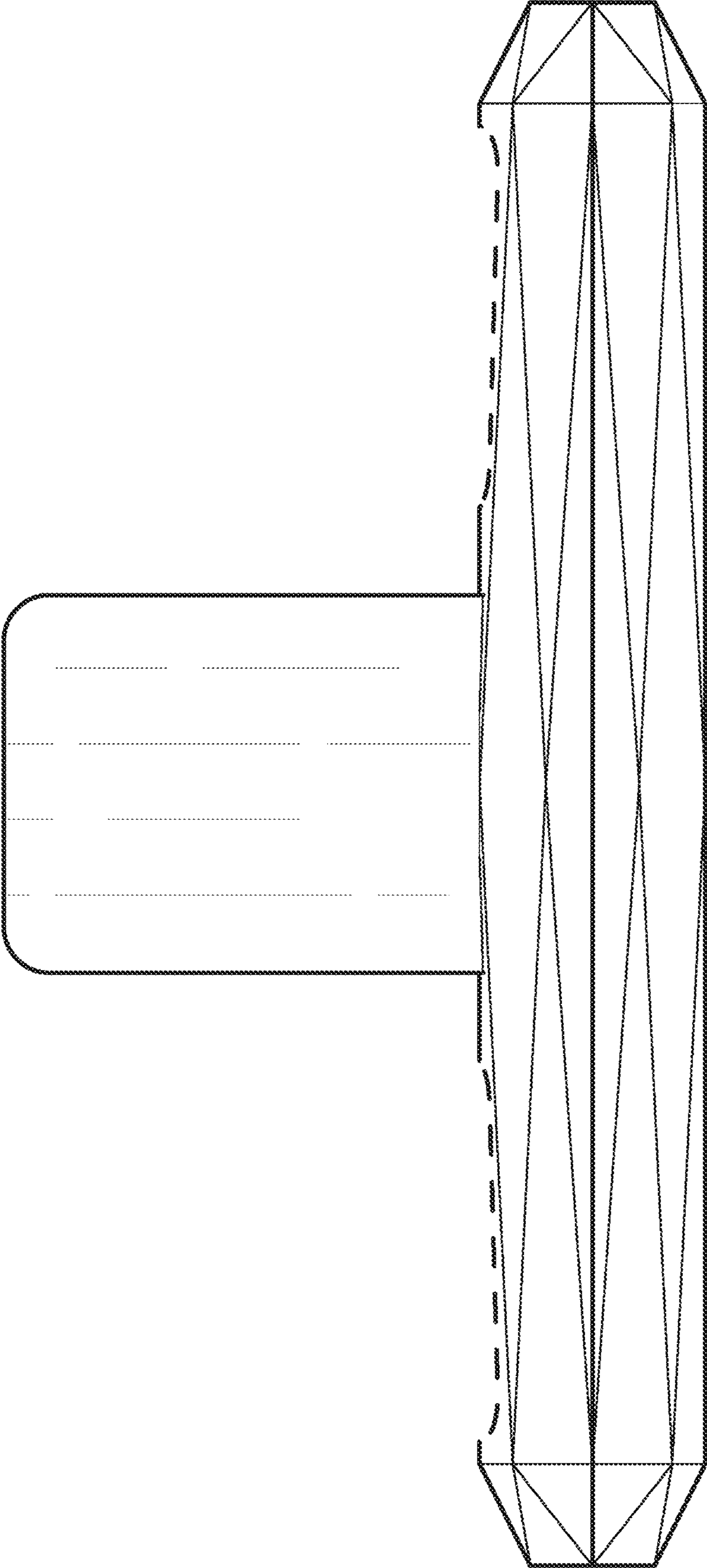


Fig. 5

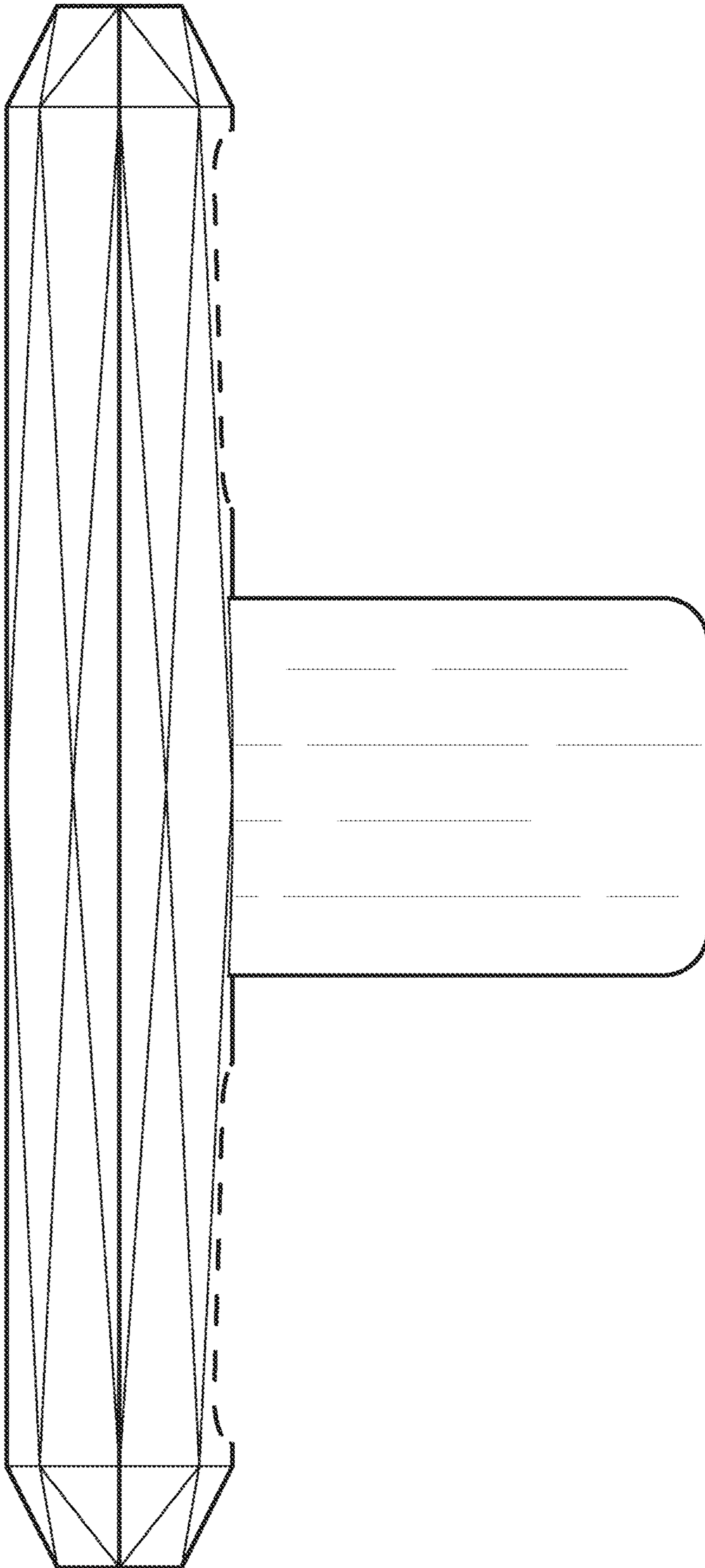


Fig. 6

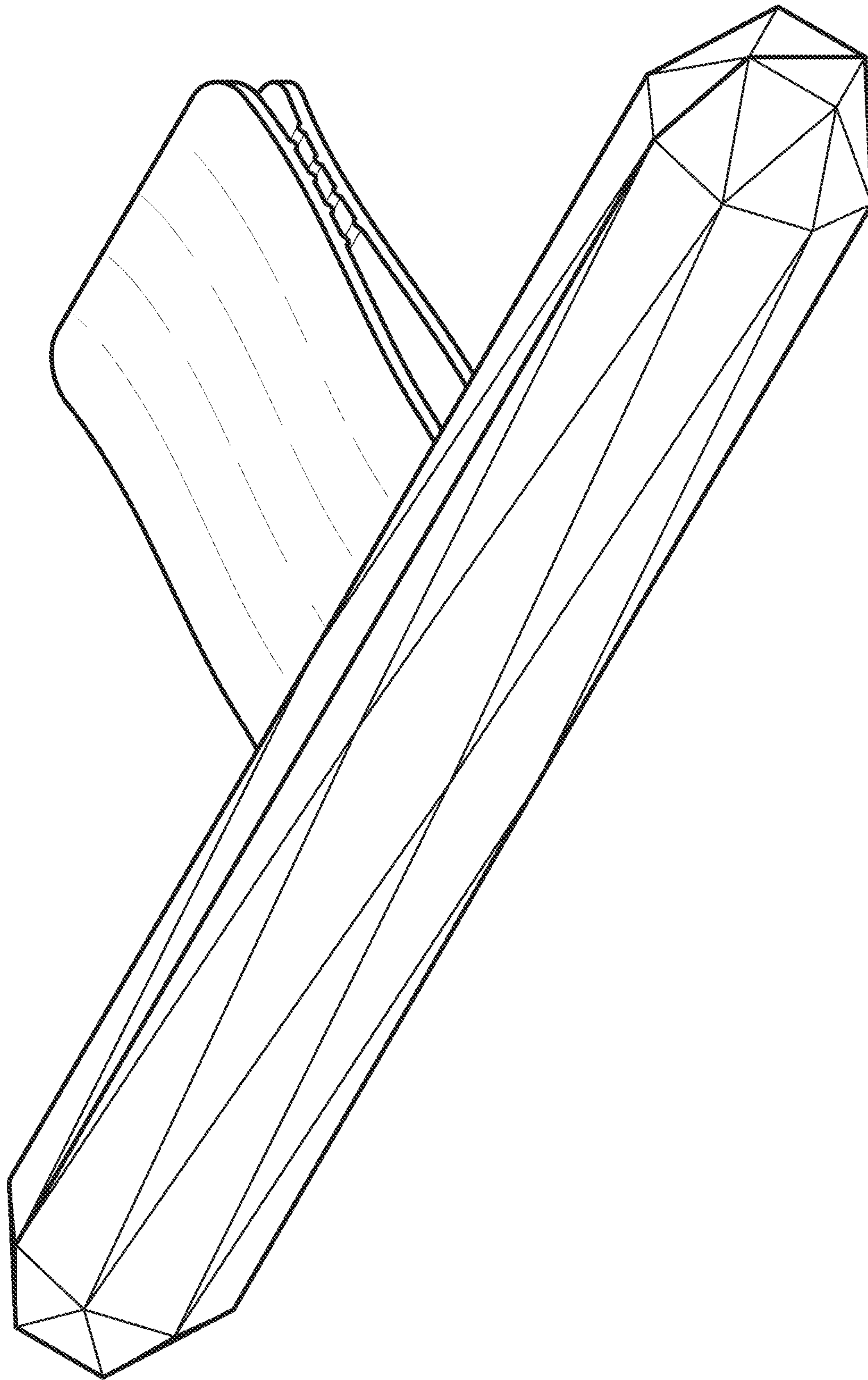


Fig. 7



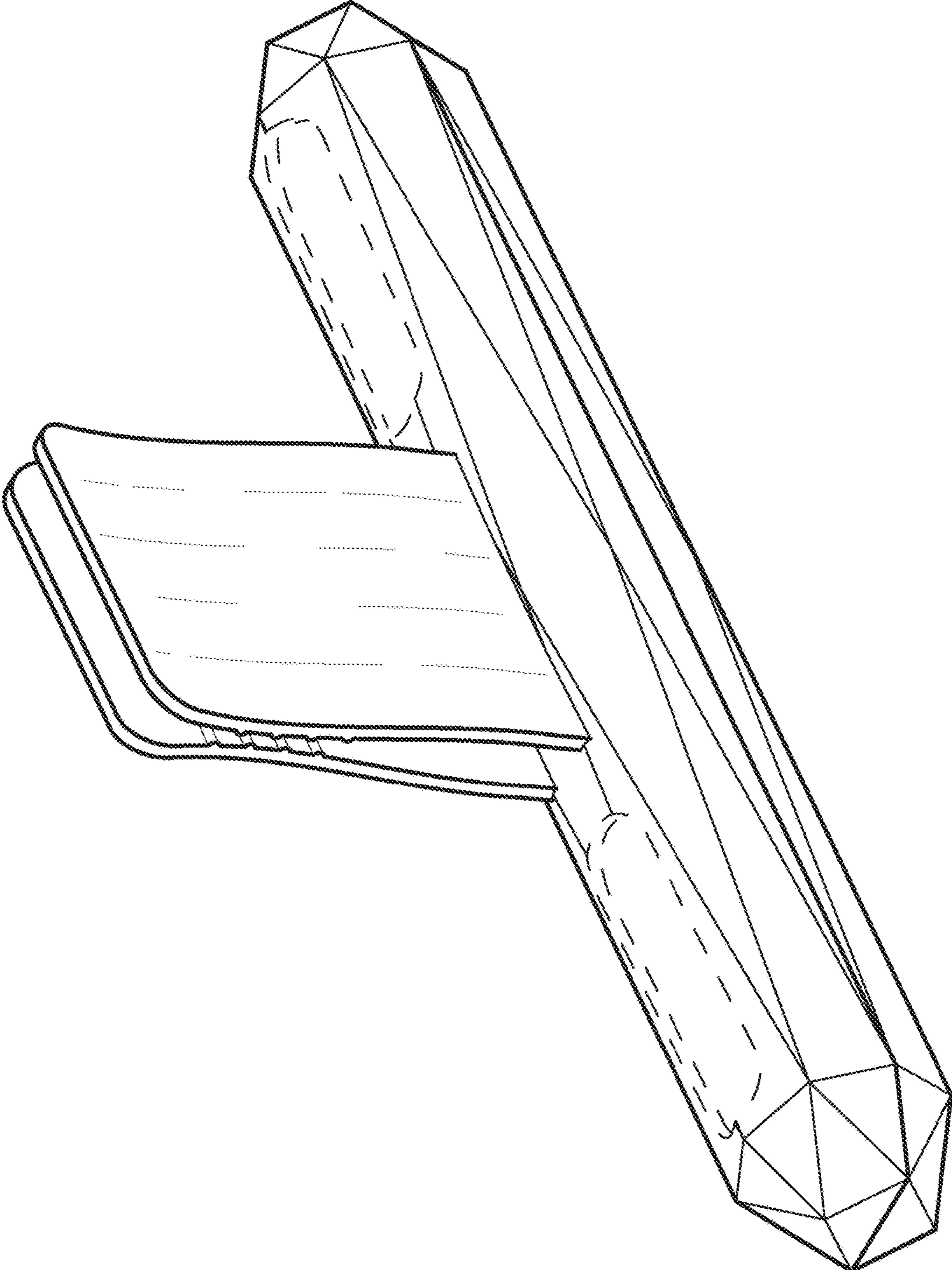


Fig. 8