



US00D913465S

(12) **United States Design Patent**
Brill et al.

(10) **Patent No.:** **US D913,465 S**
(45) **Date of Patent:** **** Mar. 16, 2021**

- (54) **HYGIENIC TOILET SEAT TRAY**
- (71) Applicants: **Alan Brill**, Boca Raton, FL (US);
David Jablow, Boca Raton, FL (US)
- (72) Inventors: **Alan Brill**, Boca Raton, FL (US);
David Jablow, Boca Raton, FL (US)
- (73) Assignee: **BRILL HYGIENIC PRODUCTS, INC.**, Delray Beach, FL (US)
- (**) Term: **15 Years**
- (21) Appl. No.: **29/693,242**
- (22) Filed: **May 31, 2019**

D457,623 S *	5/2002	Workman	D24/122
D491,647 S *	6/2004	Booberg	D23/302
D585,215 S *	1/2009	Rosenberg	D6/672
D594,230 S *	6/2009	Barkdoll	D3/304
D600,017 S *	9/2009	Christie	D3/304
D635,770 S *	4/2011	Kobilarcik	D3/304
D639,562 S *	6/2011	Cadwell	D3/307
D685,830 S *	7/2013	Lai	D15/150
D707,402 S *	6/2014	Halderman	D30/121
D715,903 S *	10/2014	Macey	D23/284
D790,856 S *	7/2017	Levy	D3/304
D807,992 S *	1/2018	Lor	D23/302
D816,377 S *	5/2018	Levy	D6/683
D823,614 S *	7/2018	Govers	D6/545
2007/0022963 A1 *	2/2007	Jensen	A01K 5/01 119/61.1
2017/0073954 A1 *	3/2017	Lor	E03D 13/00
2018/0298599 A1 *	10/2018	Storey	E03D 13/005

Related U.S. Application Data

- (63) Continuation-in-part of application No. 29/653,552, filed on Jun. 15, 2018.
- (51) **LOC (13) Cl.** **23-02**
- (52) **U.S. Cl.**
USPC **D23/310; D23/302**
- (58) **Field of Classification Search**
USPC D23/295-303, 309-313
CPC A47K 11/02; A47K 11/026; A47K 11/00;
A47K 13/00; E03D 11/18; E03D 5/10;
E03D 13/00
See application file for complete search history.

* cited by examiner

Primary Examiner — John A Voytek

(74) *Attorney, Agent, or Firm* — Shutts & Bowen LLP

(57) **CLAIM**

The ornamental design for a hygienic toilet seat tray, as shown and described.

DESCRIPTION

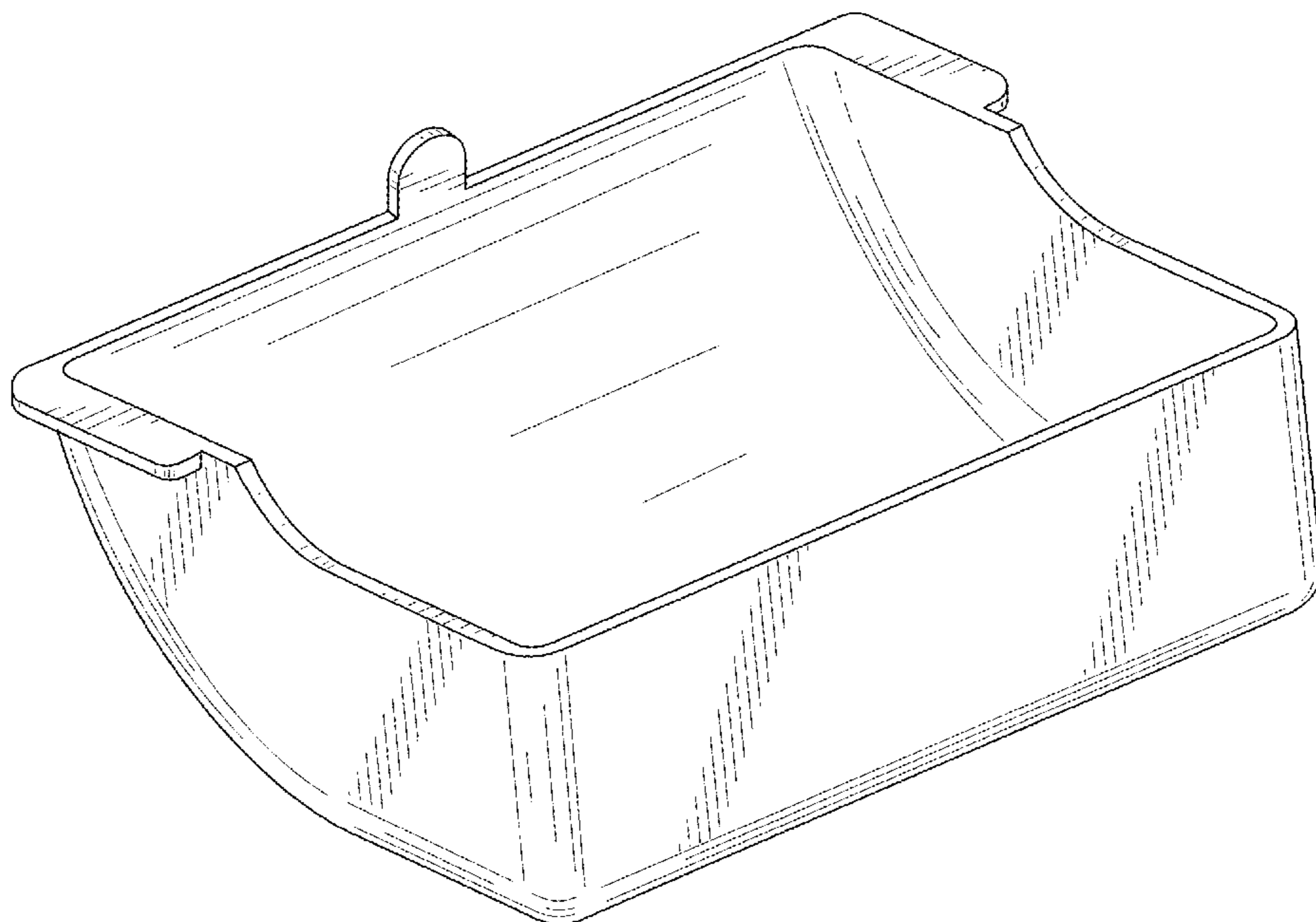
FIG. 1 is a perspective view of a hygienic toilet seat tray showing my new design;
 FIG. 2 is a front elevation view thereof;
 FIG. 3 is a rear elevation view thereof;
 FIG. 4 is a right elevation view thereof;
 FIG. 5 is a left elevation view thereof;
 FIG. 6 is a top plan view thereof;
 FIG. 7 is a bottom plan view thereof; and,
 FIG. 8 is a sectional view thereof, taken along line 8-8 in FIG. 6.

(56) **References Cited**

U.S. PATENT DOCUMENTS

D321,863 S *	11/1991	Henneberger	D13/155
D337,862 S *	7/1993	Leopold	D30/121
D340,250 S *	10/1993	Lux, Jr.	D15/150
5,878,445 A *	3/1999	Suderski	A61J 19/00 4/258
D423,734 S *	4/2000	Dahl	D30/131

1 Claim, 7 Drawing Sheets



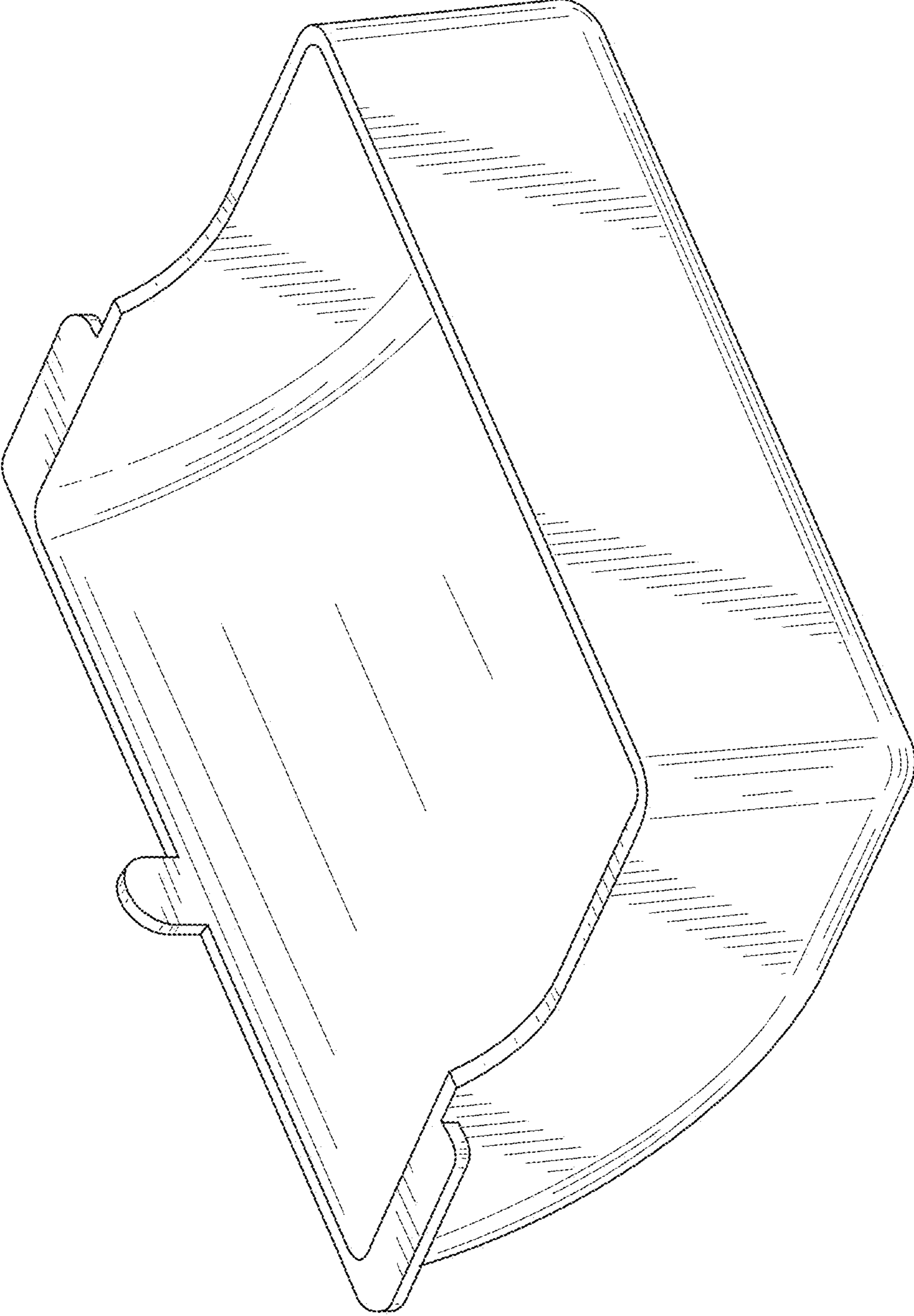


FIG. 1

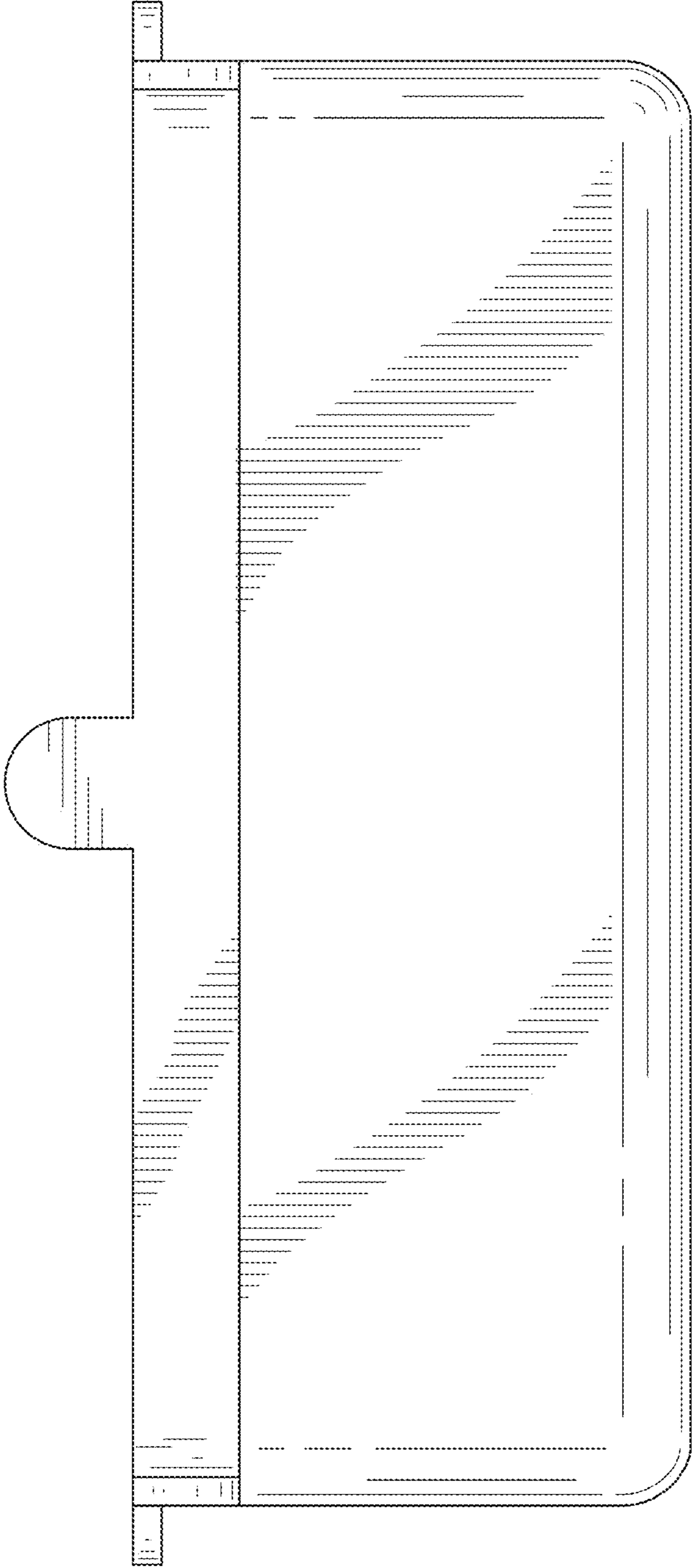


FIG. 2

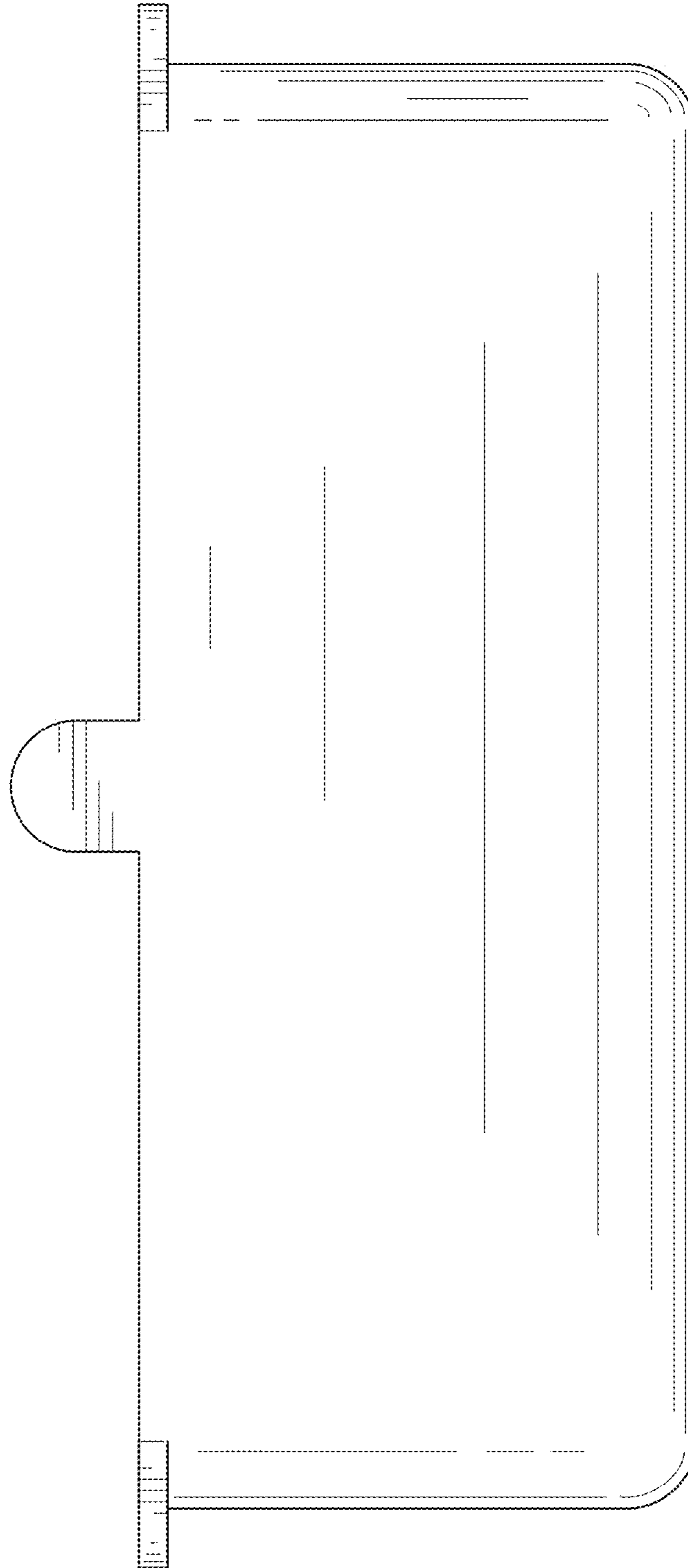


FIG. 3

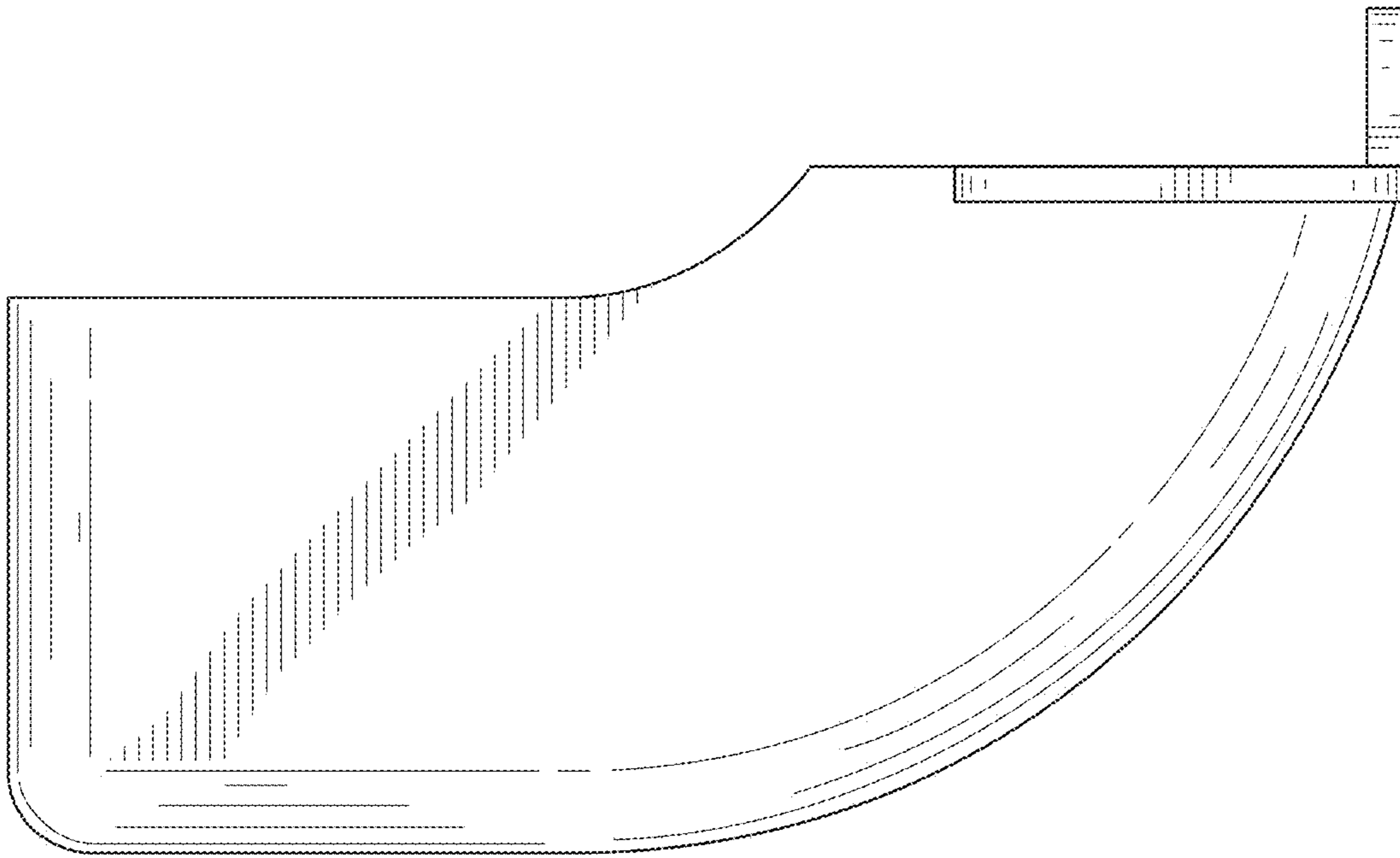


FIG. 4

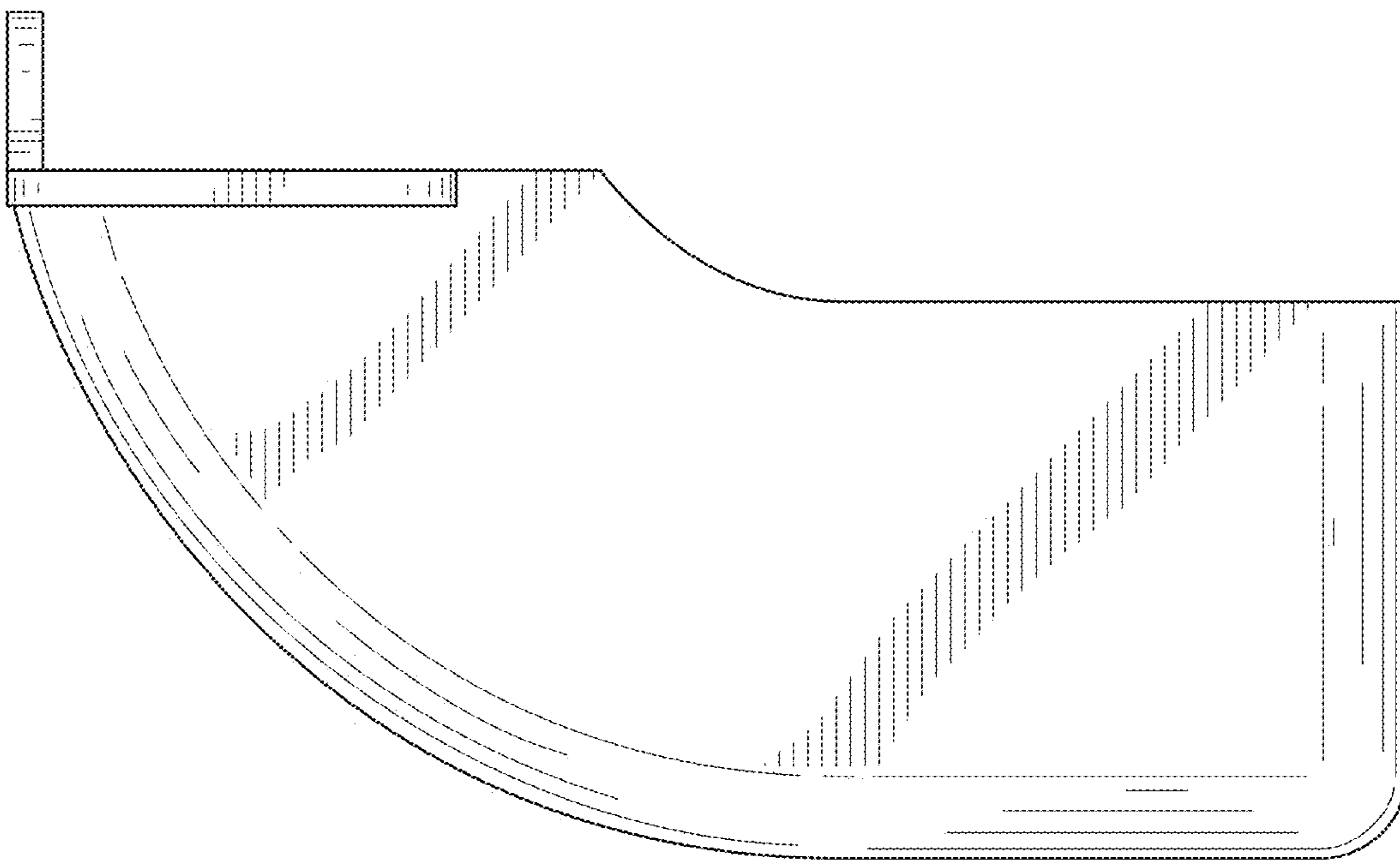
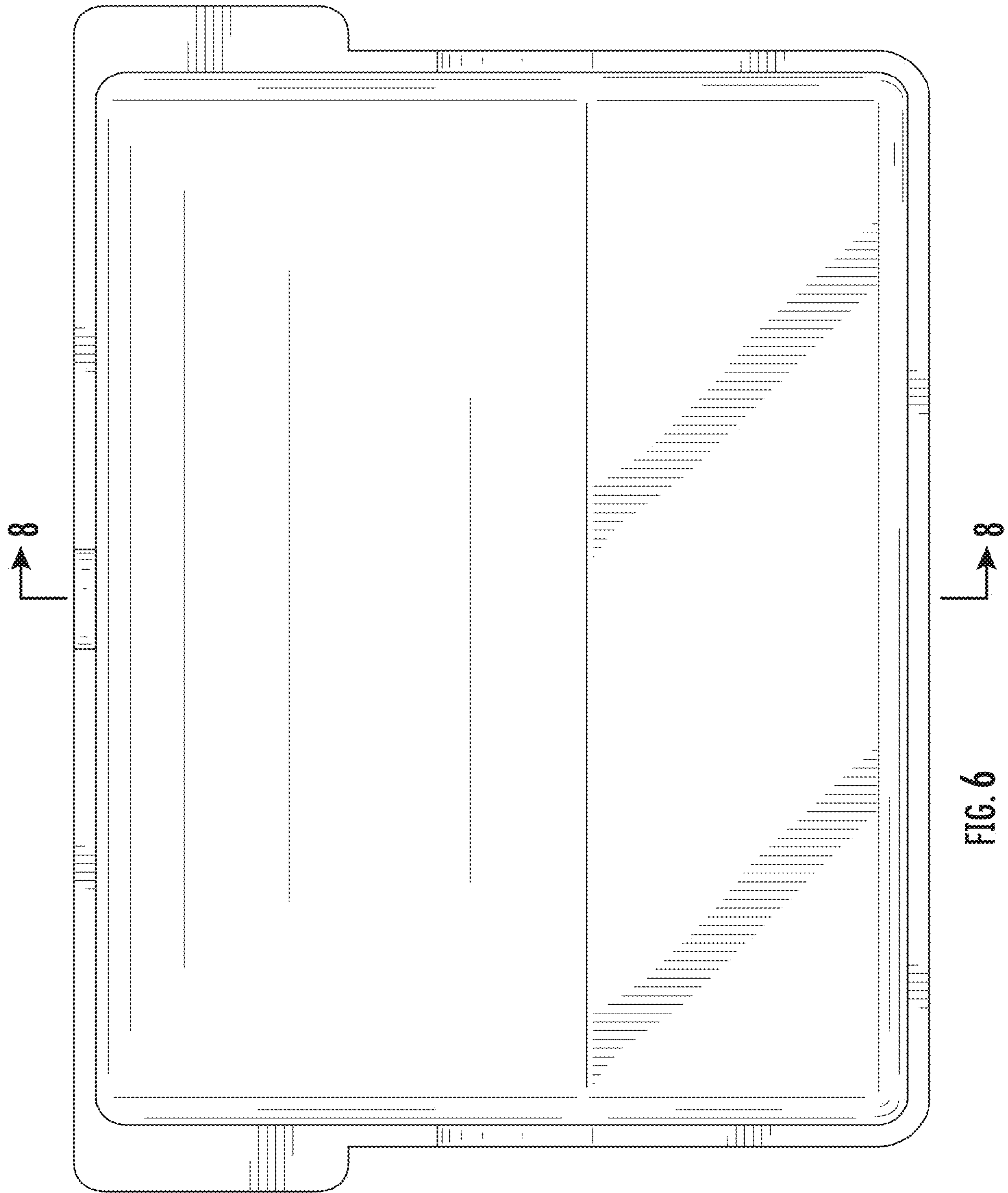


FIG. 5






FIG. 7

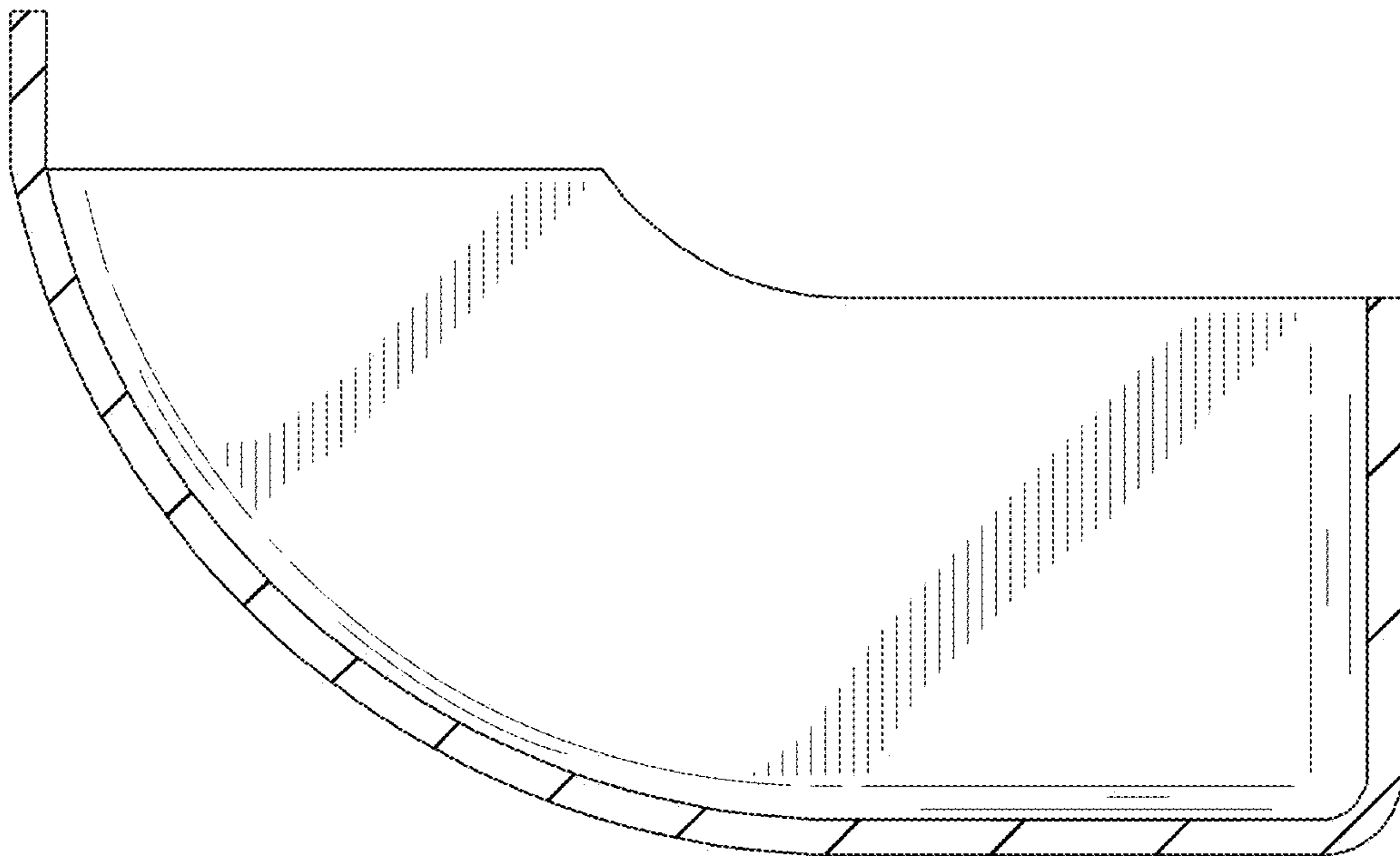


FIG. 8