



US00D913436S

(12) **United States Design Patent**  
**Zhu**

(10) **Patent No.:** **US D913,436 S**

(45) **Date of Patent:** **\*\* Mar. 16, 2021**

(54) **FAUCET**

(71) Applicant: **Hansgrohe SE**, Schiltach (DE)

(72) Inventor: **Chuanbao Zhu**, Fujian (CN)

(73) Assignee: **Hansgrohe SE**, Schiltach (DE)

(\*\*) Term: **15 Years**

(21) Appl. No.: **29/700,644**

(22) Filed: **Aug. 5, 2019**

(30) **Foreign Application Priority Data**

Feb. 20, 2019 (EM) ..... 006262440-0001

(51) **LOC (13) Cl.** ..... **23-01**

(52) **U.S. Cl.**  
USPC ..... **D23/238**

(58) **Field of Classification Search**  
USPC ..... D23/238, 239, 240, 241, 242, 243, 249,  
D23/255, 256, 257; D6/524  
CPC ..... E03C 1/04; E03C 1/0401; E03C 1/0402;  
E03C 1/0404; E03C 1/0405; E03C  
1/0412; Y10T 137/9464  
See application file for complete search history.

(56) **References Cited**

**U.S. PATENT DOCUMENTS**

D810,874 S	2/2018	Bahler	
D822,170 S *	7/2018	Haug	D23/238
D828,508 S *	9/2018	Fritz	D23/238
D840,505 S *	2/2019	Zhang	D23/238
D840,509 S	2/2019	Garland et al.	
D849,201 S *	5/2019	Zhang	D23/238
D849,202 S *	5/2019	Zhang	D23/238

D868,212 S *	11/2019	Diefenbach	D23/238
D870,851 S *	12/2019	Tentler	D23/238
D870,852 S *	12/2019	Eads	D23/238
D871,547 S *	12/2019	Eads	D23/238
D871,548 S *	12/2019	Tentler	D23/238
D872,235 S *	1/2020	Garland	D23/238
D873,379 S *	1/2020	Fritz	D23/238
D890,302 S *	7/2020	Chen	D23/238

**FOREIGN PATENT DOCUMENTS**

CN	302221821	12/2012
CN	302280730	1/2013
CN	304381226	12/2017

\* cited by examiner

*Primary Examiner* — John A Voytek

(74) *Attorney, Agent, or Firm* — Lora J. Graentzdoerffer

(57) **CLAIM**

The ornamental design for a faucet, as shown and described.

**DESCRIPTION**

FIG. 1 is a perspective view of a faucet showing my design;  
FIG. 2 is a front elevation view;  
FIG. 3 is a rear elevation view;  
FIG. 4 is a right side elevation view;  
FIG. 5 is a left side elevation view;  
FIG. 6 is a top plan view; and,  
FIG. 7 is a bottom plan view.

The broken-line disclosures in the view represents portions of the faucet in which the claimed design is embodied, but which forms no part of the claimed design.

**1 Claim, 7 Drawing Sheets**

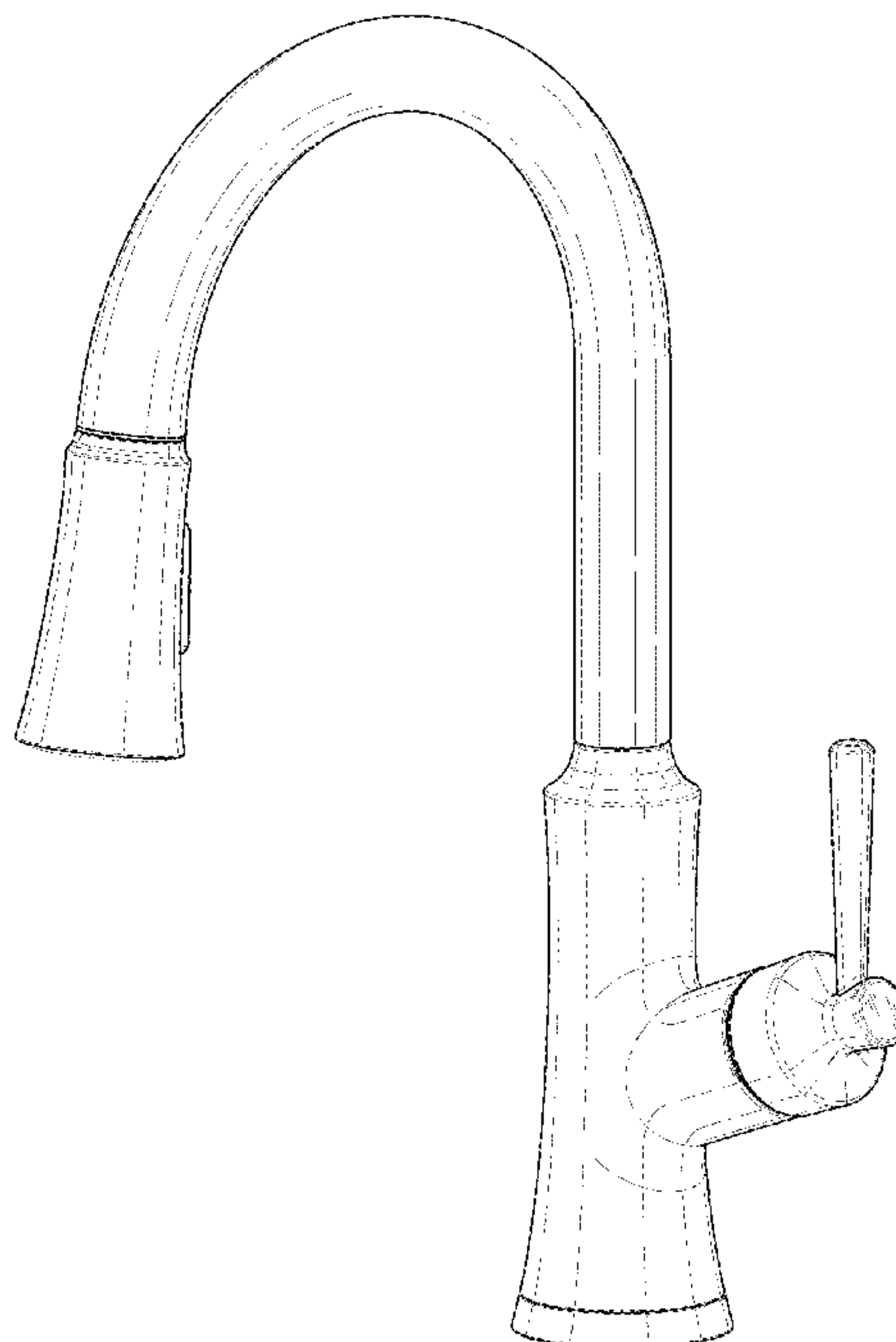


FIG. 1

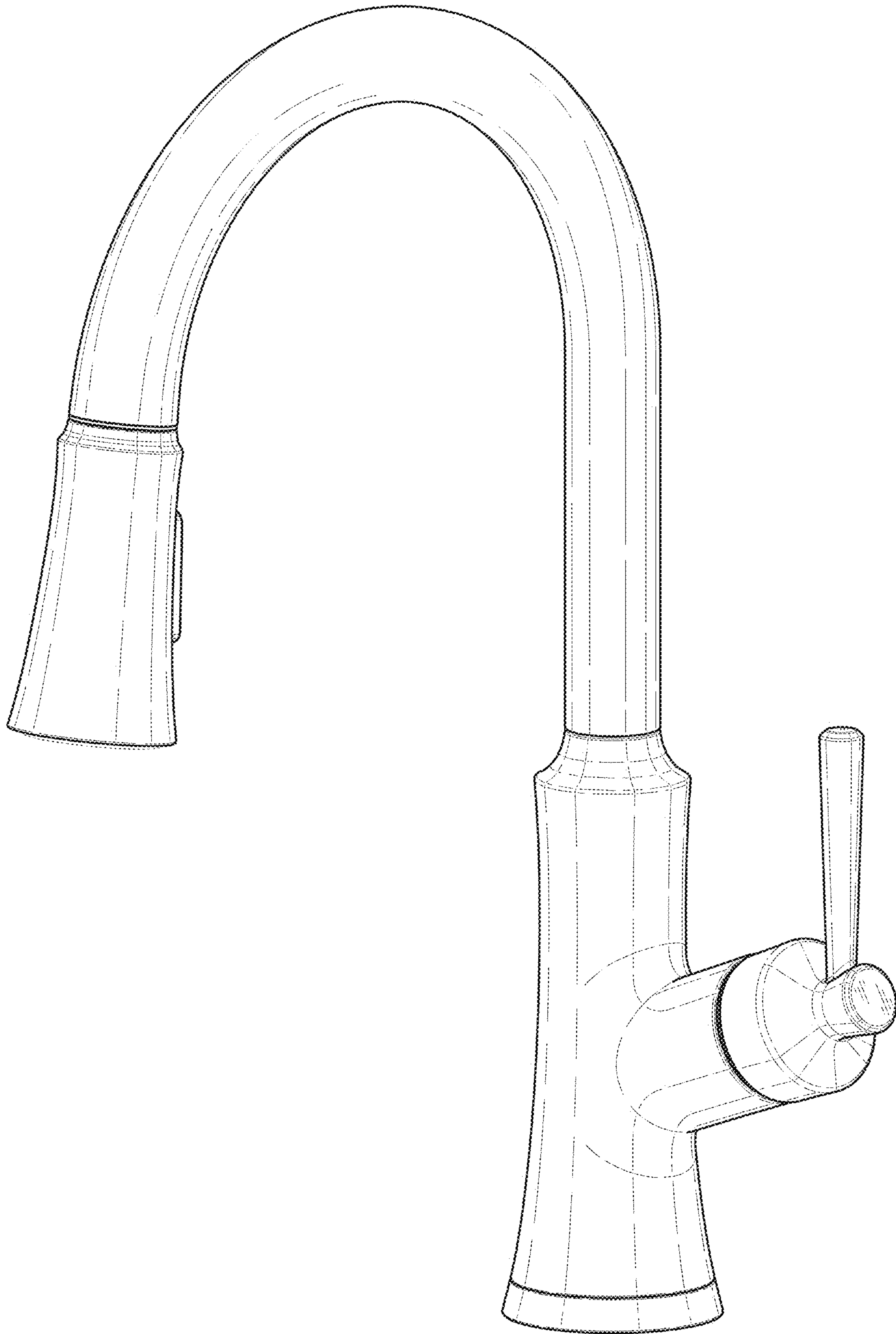


FIG. 2

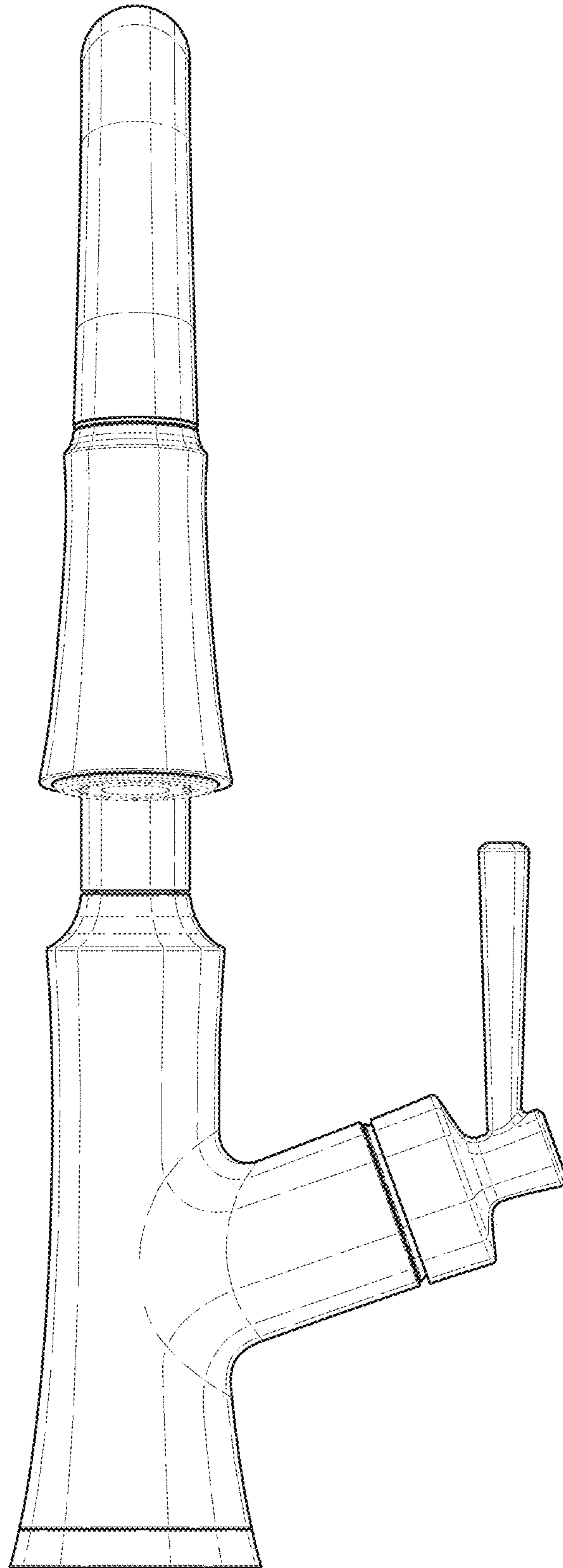


FIG. 3

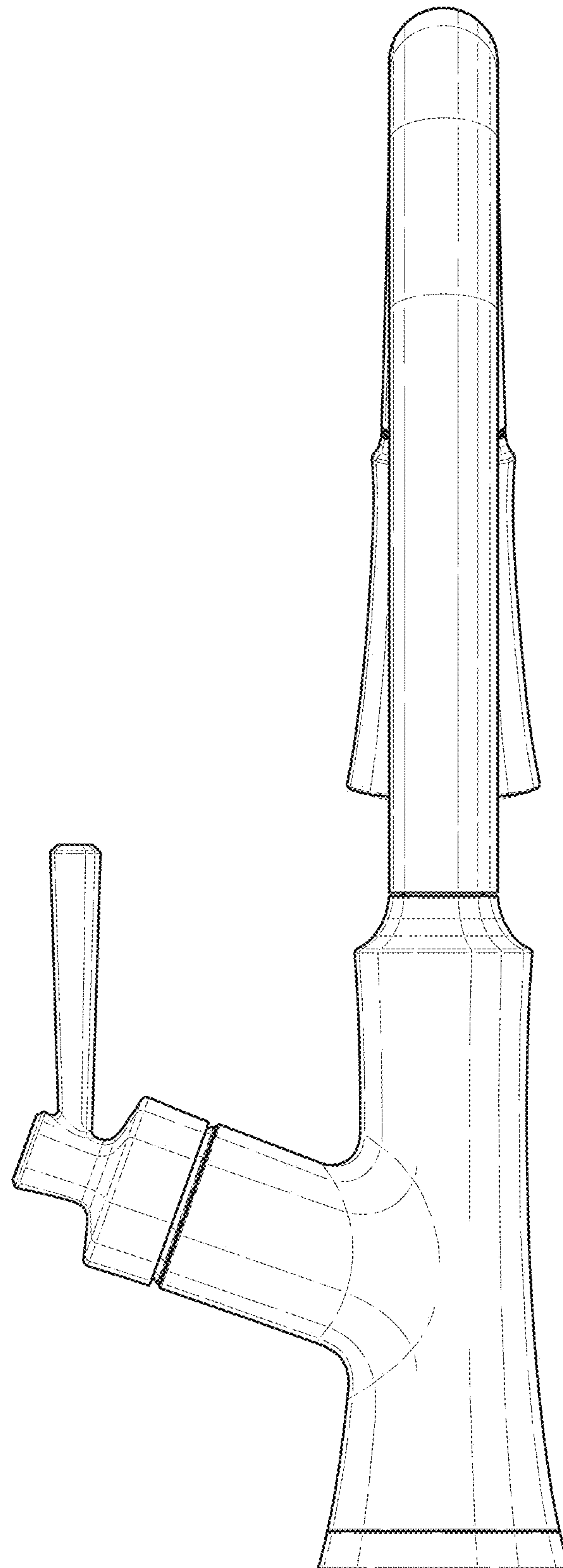


FIG. 4

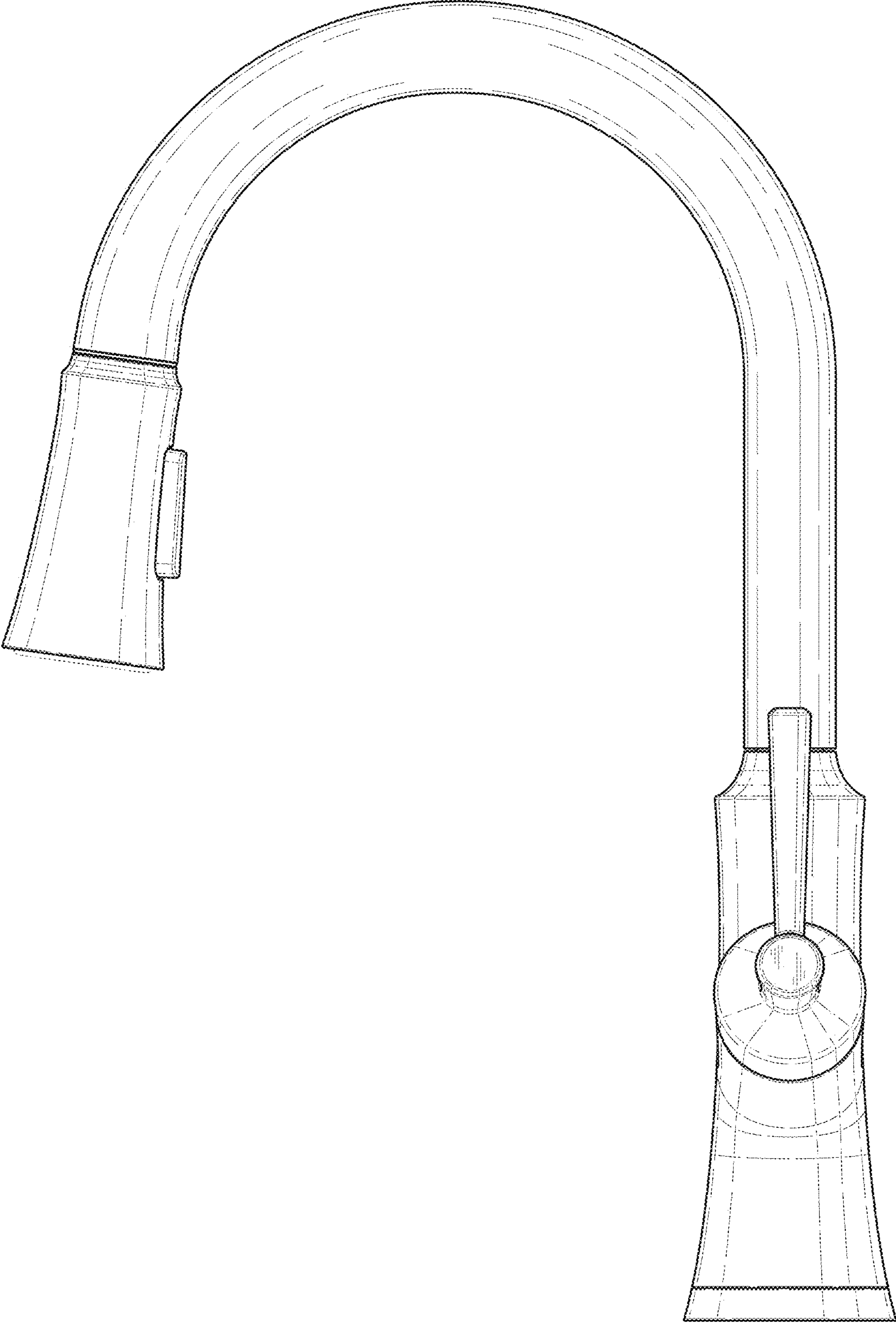




FIG. 5

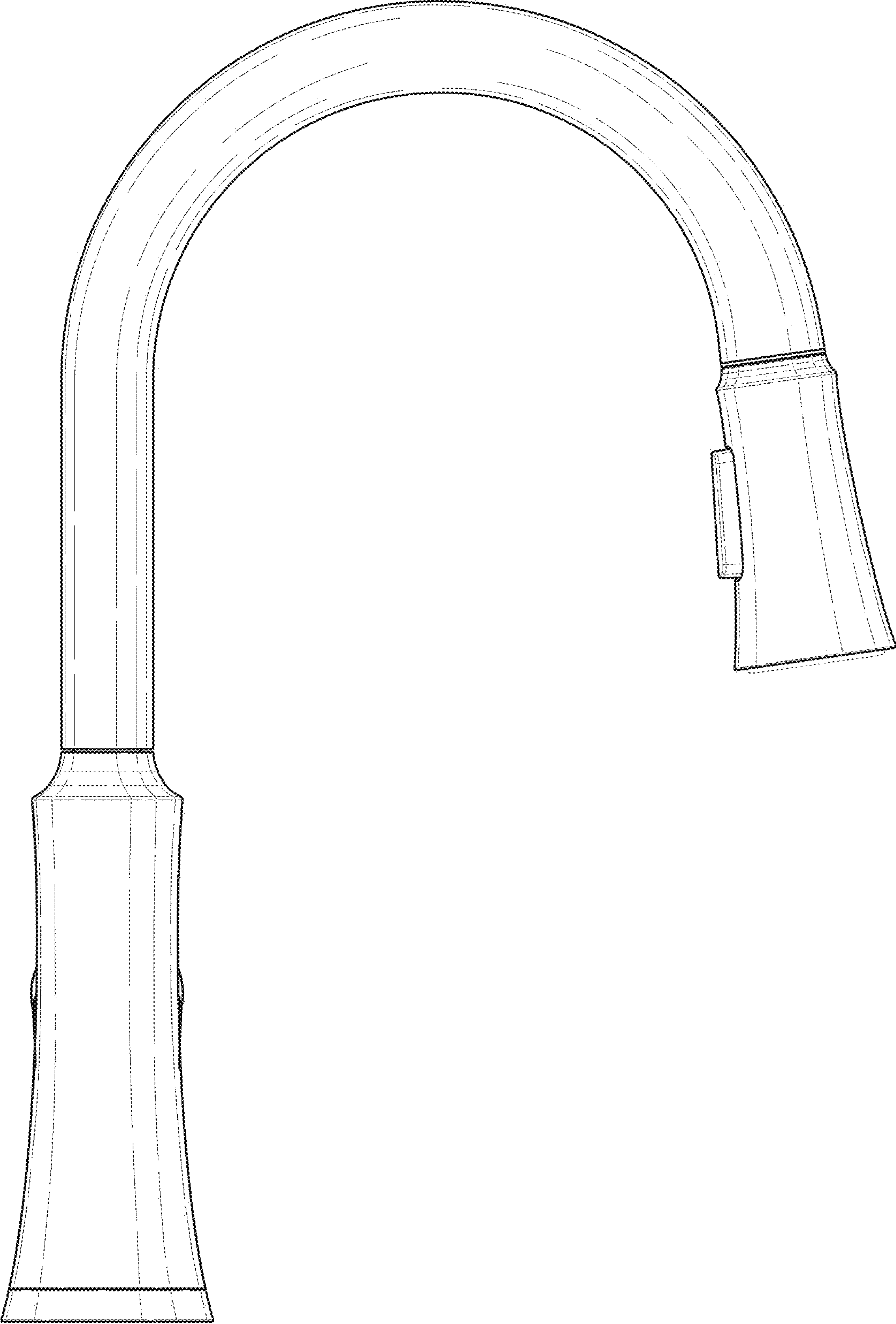


FIG. 6

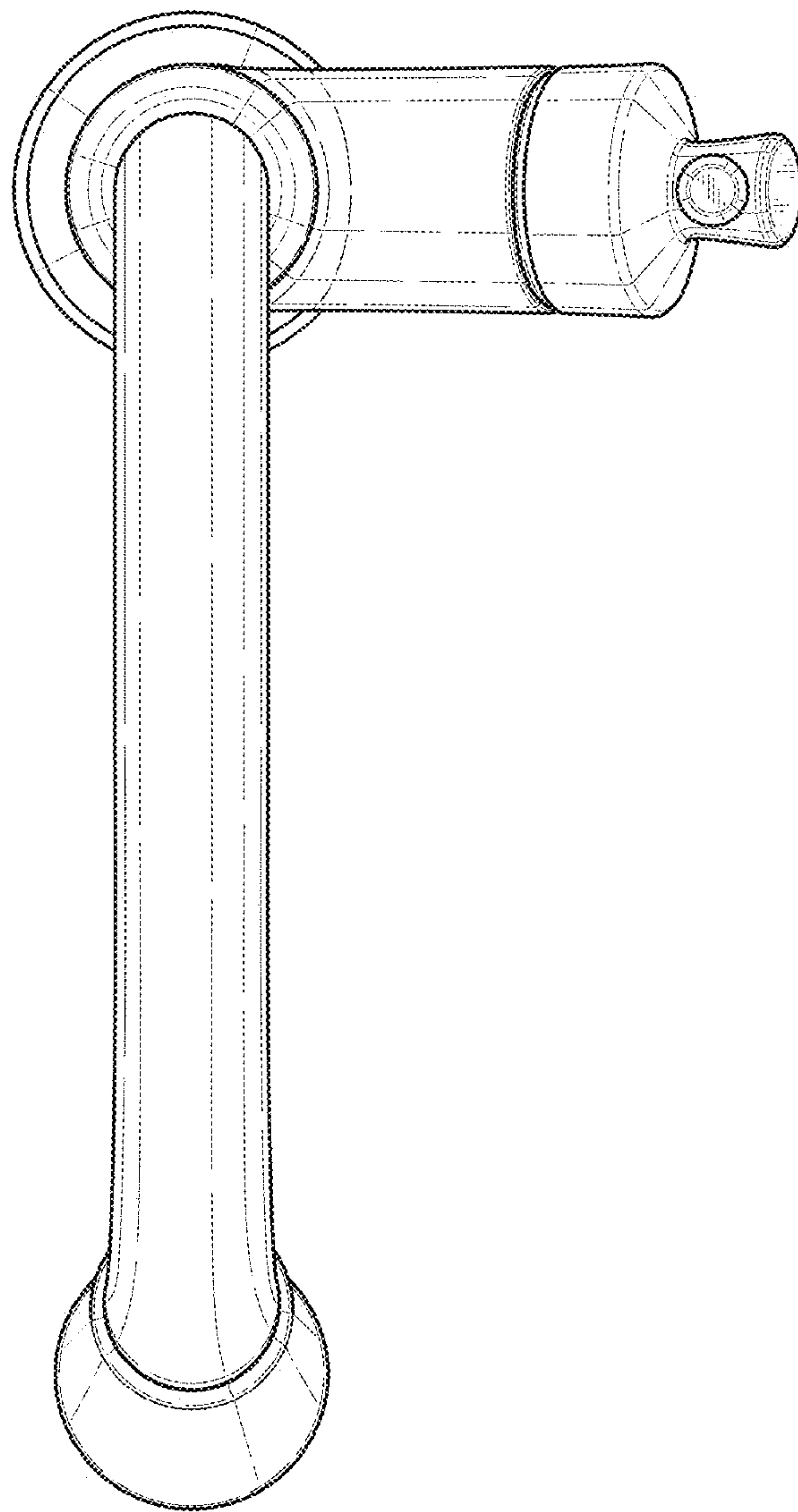


FIG. 7

