



US00D913432S

(12) **United States Design Patent** (10) **Patent No.:** **US D913,432 S**
Ando (45) **Date of Patent:** **** Mar. 16, 2021**

(54) **FAUCET**
(71) Applicant: **LIXIL Corporation**, Tokyo (JP)
(72) Inventor: **Yoshihiko Ando**, Tokyo (JP)
(73) Assignee: **LIXIL Corporation**, Tokyo (JP)
(**) Term: **15 Years**

D659,800 S * 5/2012 Flowers D23/241
D665,879 S * 8/2012 Flowers D23/252
D700,956 S * 3/2014 Schoenherr D23/238
D726,880 S * 4/2015 Kington D23/238
D757,223 S * 5/2016 Schoenherr D23/238
D767,721 S * 9/2016 Yoshioka D23/238
D773,612 S * 12/2016 Flowers D23/238
D796,636 S * 9/2017 Downey D23/238
D809,104 S * 1/2018 Schoenherr D23/238
2020/0172995 A1 * 6/2020 Romanowski C22C 1/0425

(21) Appl. No.: **29/699,724**
(22) Filed: **Jul. 29, 2019**
(30) **Foreign Application Priority Data**

Jan. 31, 2019 (JP) 2019-001786
(51) **LOC (13) Cl.** **23-01**
(52) **U.S. Cl.**
USPC **D23/238**
(58) **Field of Classification Search**
USPC D23/238, 239, 240, 241, 242, 243, 249,
D23/250, 255, 256, 257; D6/524
CPC E03C 1/04; E03C 1/0401; E03C 1/0402;
E03C 1/0404; E03C 1/0405; E03C
1/0412; Y10T 137/9464
See application file for complete search history.

(56) **References Cited**
U.S. PATENT DOCUMENTS
D353,650 S * 12/1994 Haug D23/238
D428,472 S * 7/2000 Fleischmann D23/238
D602,121 S * 10/2009 Yabe D23/238
D643,512 S * 8/2011 Matsuura D23/238
D645,938 S * 9/2011 Ando D23/238
D646,759 S * 10/2011 Lobermeier D23/255

OTHER PUBLICATIONS

INAX Basin Mixer reference [Aug. 13, 2020] found online [Aug. 13, 2020]—<https://www.inax.com/products/s600-line/>.*

* cited by examiner

Primary Examiner — John A Voytek
(74) *Attorney, Agent, or Firm* — Sughrue Mion, PLLC

(57) **CLAIM**

The ornamental design for a faucet, as shown and described.

DESCRIPTION

FIG. 1 is a perspective view of a faucet.
FIG. 2 is a top plan view thereof.
FIG. 3 is a bottom plan view thereof.
FIG. 4 is a front elevation view thereof.
FIG. 5 is a rear elevation view thereof.
FIG. 6 is a right side elevation view thereof; and,
FIG. 7 is a left side elevation view thereof.
The part of the drawing shown in faded tone, along with the broken-line perimeter, forms no part of the claimed design.

1 Claim, 7 Drawing Sheets

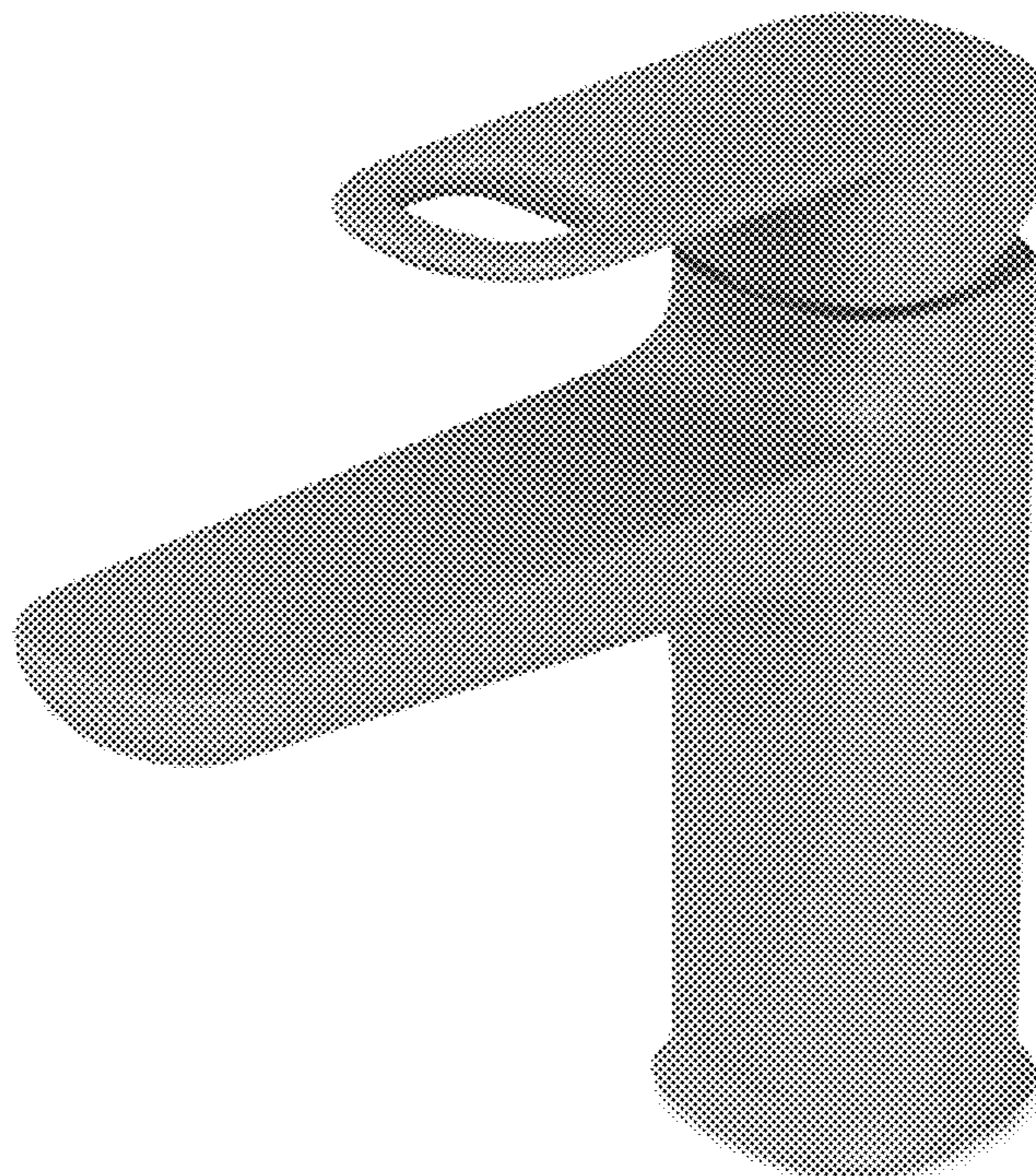


FIG. 1



FIG. 2




FIG. 3




FIG. 4




FIG. 5




FIG. 6




FIG. 7

