

US00D913405S

(12) **United States Design Patent** (10) **Patent No.:** **US D913,405 S**
Sprange et al. (45) **Date of Patent:** **** Mar. 16, 2021**

(54) **SPIKE** 5,615,524 A * 4/1997 Costa, Sr. A01M 29/32
52/101
(71) Applicants: **Richard Sprange**, Bexhill-On-Sea D393,188 S * 4/1998 Beiersdoerfer D8/1
(GB); **Peter Cornfield**, Bexhill-On-Sea D415,974 S * 11/1999 Arellano D10/113.1
(GB) D642,654 S * 8/2011 Paulin D25/38.1
D654,139 S * 2/2012 Paulin D22/119
(72) Inventors: **Richard Sprange**, Bexhill-On-Sea 9,820,478 B1 * 11/2017 Balistreri A01M 29/30
(GB); **Peter Cornfield**, Bexhill-On-Sea D813,976 S * 3/2018 Balistreri D22/120
(GB) 2007/0271859 A1 * 11/2007 Scheirs E01F 13/12
52/101

(**) Term: **15 Years**

FOREIGN PATENT DOCUMENTS

(21) Appl. No.: **35/508,020**

GB 6033530 4/2018

(22) Filed: **Apr. 15, 2019**

* cited by examiner

(80) **Hague Agreement Data**

Primary Examiner — Melanie Pellegrini

Int. Filing Date: **Apr. 15, 2019**

Int. Reg. No.: **DM/204378**

Int. Reg. Date: **Apr. 15, 2019**

Int. Reg. Pub. Date: **Dec. 6, 2019**

(74) *Attorney, Agent, or Firm* — Neugeboren O'Dowd PC

(51) **LOC (13) Cl.** **22-06**

(52) **U.S. Cl.**

USPC **D22/120**

(58) **Field of Classification Search**

USPC D10/113.1; D12/608, 400; D22/119,
D22/120, 122; D25/38.1

CPC A01M 29/30; A01M 29/32; E01F 13/12;
E04H 17/003; B60B 39/12

See application file for complete search history.

(57) **CLAIM**

The ornamental design for a spike, as shown and described.

(56) **References Cited**

U.S. PATENT DOCUMENTS

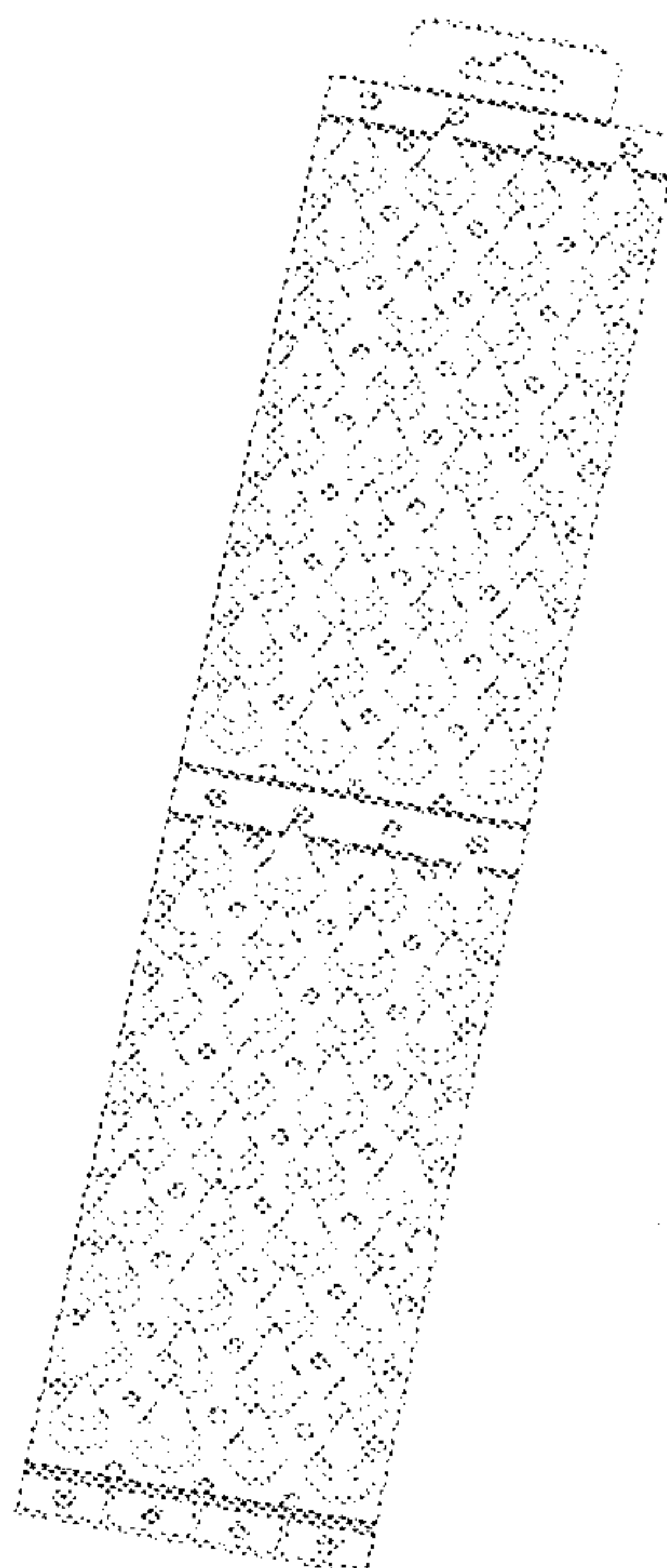
3,836,075 A * 9/1974 Botbol B60B 39/12
238/14

D364,837 S * 12/1995 Hargrove D12/400

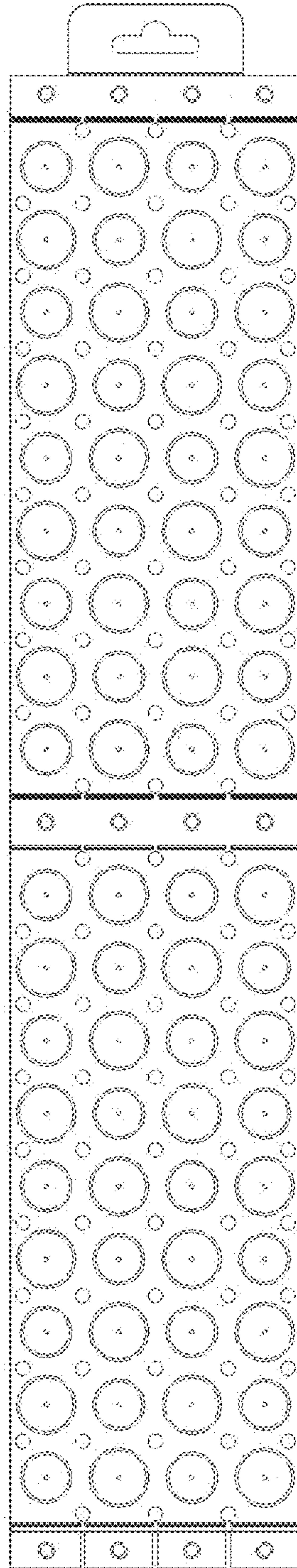
DESCRIPTION

- 1. Spike
 - 1.1 : Top
 - 1.2 : Bottom
 - 1.3 : Left
 - 1.4 : Right
 - 1.5 : Perspective
 - 1.6 : Perspective
 - 1.7 : Top end
- Security spike deterrent and repellent.


1 Claim, 7 Drawing Sheets



1.1



1.2



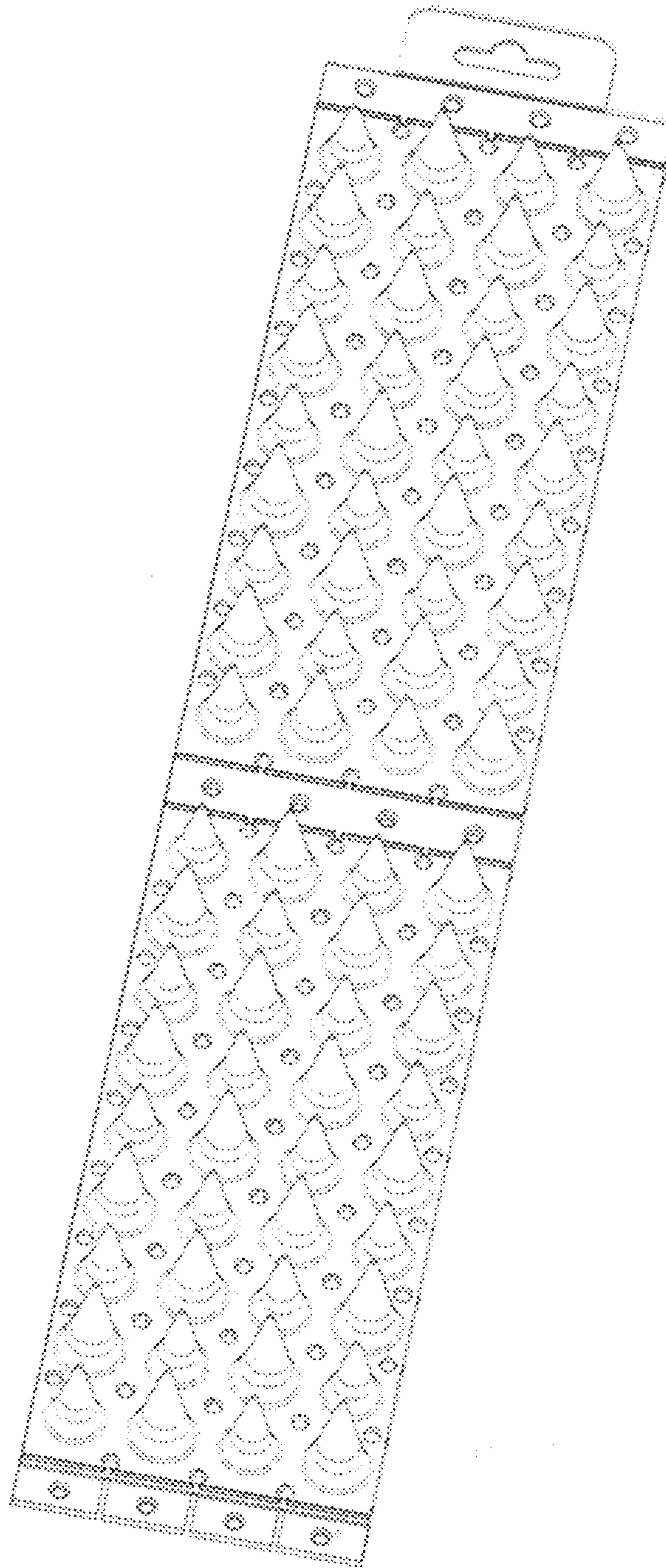
1.3




1.4



1.5



1.6



1.7

