



US00D913380S

(12) **United States Design Patent**
Xiao

(10) **Patent No.:** **US D913,380 S**

(45) **Date of Patent:** **** Mar. 16, 2021**

(54) **DOLL**

(71) Applicant: **Shenzhen Yuangu Technology Co., Ltd.**, Guangdong (CN)

(72) Inventor: **Jin Xiao**, Guangdong (CN)

(73) Assignee: **Shenzhen Yuangu Technology Co., Ltd.**, Shenzhen (CN)

(**) Term: **15 Years**

(21) Appl. No.: **29/716,591**

(22) Filed: **Dec. 10, 2019**

(30) **Foreign Application Priority Data**

Oct. 24, 2019 (CN) 201930582136.1

(51) **LOC (13) Cl.** **21-02**

(52) **U.S. Cl.**
USPC **D21/630**

(58) **Field of Classification Search**
USPC D21/587, 596, 621-625, 630, 639,
D21/658-661
CPC A63H 3/00
See application file for complete search history.

(56) **References Cited**

U.S. PATENT DOCUMENTS

D190,918 S *	7/1961	Dam	D21/633
D198,976 S *	8/1964	Dam	D21/633
D200,207 S *	2/1965	Dam	D21/633
D202,278 S *	9/1965	Dam	D21/616

D207,910 S *	6/1967	Dam	D21/633
D576,219 S *	9/2008	Auberger	D21/621
D576,221 S *	9/2008	Auberger	D21/621
D576,222 S *	9/2008	Auberger	D21/621
D576,223 S *	9/2008	Auberger	D21/621
D772,352 S *	11/2016	Guo	D21/621
D801,444 S *	10/2017	Arone	D21/621
D801,445 S *	10/2017	Arone	D21/621
D801,446 S *	10/2017	Arone	D21/649
D801,447 S *	10/2017	Arone	D21/649
D870,217 S *	12/2019	Whitehurst	D21/622
D879,215 S *	3/2020	Cadiente	D21/623
D900,252 S *	10/2020	Sarkar	D21/596

* cited by examiner

Primary Examiner — Michael C Stout
Assistant Examiner — Melvin L Davis



(57) **CLAIM**

The ornamental design for a doll, as shown and described.

DESCRIPTION

FIG. 1 is a front elevational view of a doll showing my new design;
FIG. 2 is a rear elevational view thereof;
FIG. 3 is a left side view thereof;
FIG. 4 is a right side view thereof;
FIG. 5 is a top plan view thereof;
FIG. 6 is a bottom plan view thereof;
FIG. 7 is a front and left side perspective view thereof;
FIG. 8 is a top, front and left side perspective view thereof;
FIG. 9 is a front and right side perspective view thereof; and,
FIG. 10 is a top, front and right side perspective view thereof.

1 Claim, 10 Drawing Sheets






Fig. 1




Fig. 2




Fig. 3




Fig. 4




Fig. 5

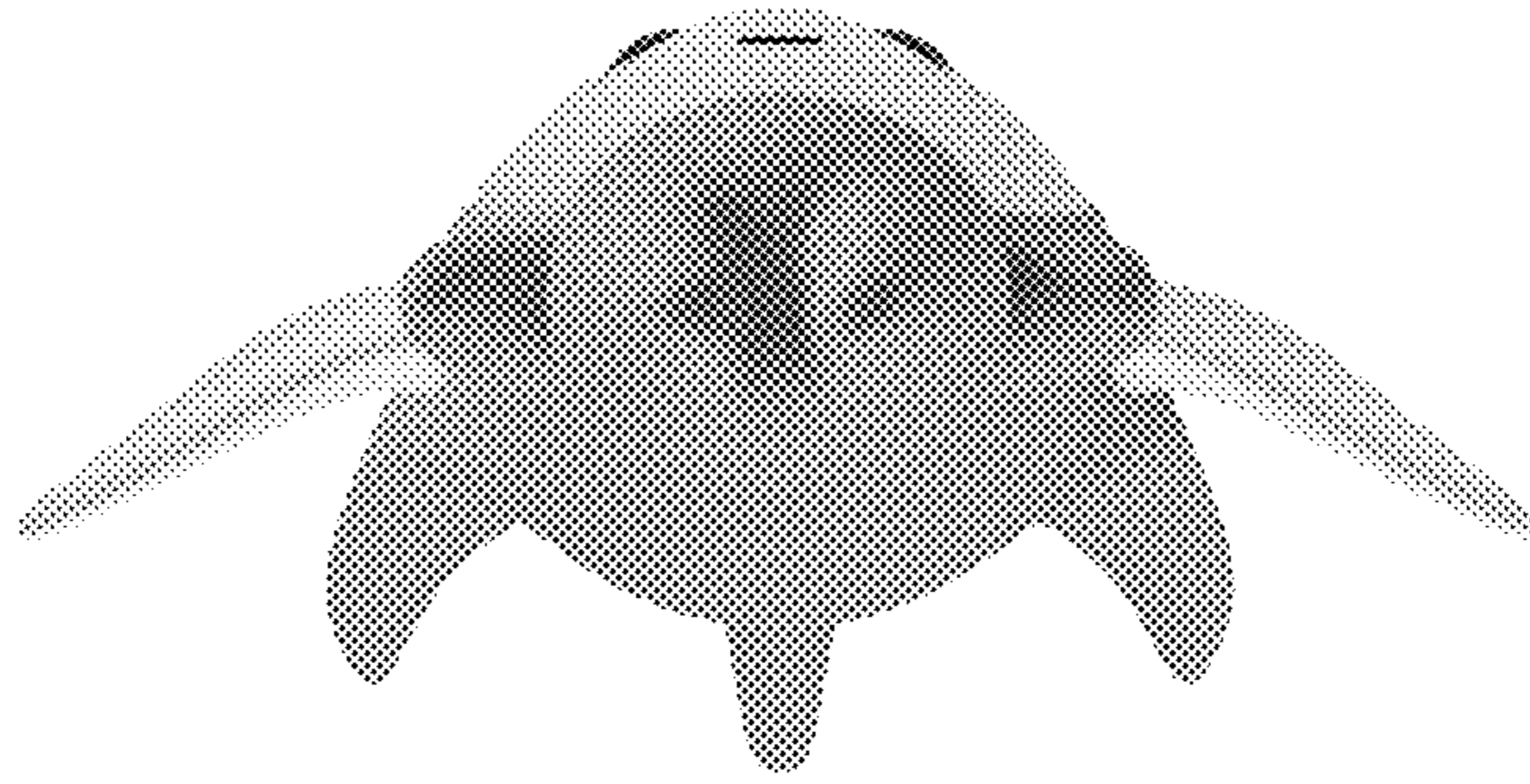


Fig. 6




Fig. 7




Fig. 8




Fig. 9




Fig. 10