



US00D913353S

(12) **United States Design Patent**
Saafan

(10) **Patent No.:** **US D913,353 S**

(45) **Date of Patent:** **** Mar. 16, 2021**

- (54) **TABLETOP MAGNIFIER**
- (71) Applicant: **Carson Optical, Inc.**, Ronkonkoma, NY (US)
- (72) Inventor: **Youssef Saafan**, Woodside, NY (US)
- (73) Assignee: **Carson Optical, Inc.**, Ronkonkoma, NY (US)
- (**) Term: **15 Years**
- (21) Appl. No.: **29/695,138**
- (22) Filed: **Jun. 17, 2019**
- (51) **LOC (13) Cl.** **16-06**
- (52) **U.S. Cl.**
USPC **D16/135**
- (58) **Field of Classification Search**
USPC D16/130, 134, 135, 136; D10/62, 71
CPC G01B 3/04
See application file for complete search history.

- D490,553 S * 5/2004 Waldmann D26/61
- D526,340 S * 8/2006 Hodgson D16/135
- D597,239 S * 7/2009 Hodgson D26/65
- D644,367 S * 8/2011 Fu D26/65
- D860,495 S * 9/2019 Waldmann D26/65
- D860,496 S * 9/2019 Waldmann D26/65

* cited by examiner

Primary Examiner — Holly E Thurman
(74) *Attorney, Agent, or Firm* — Carmody Torrance Sandak & Hennessey LLP

(57) **CLAIM**

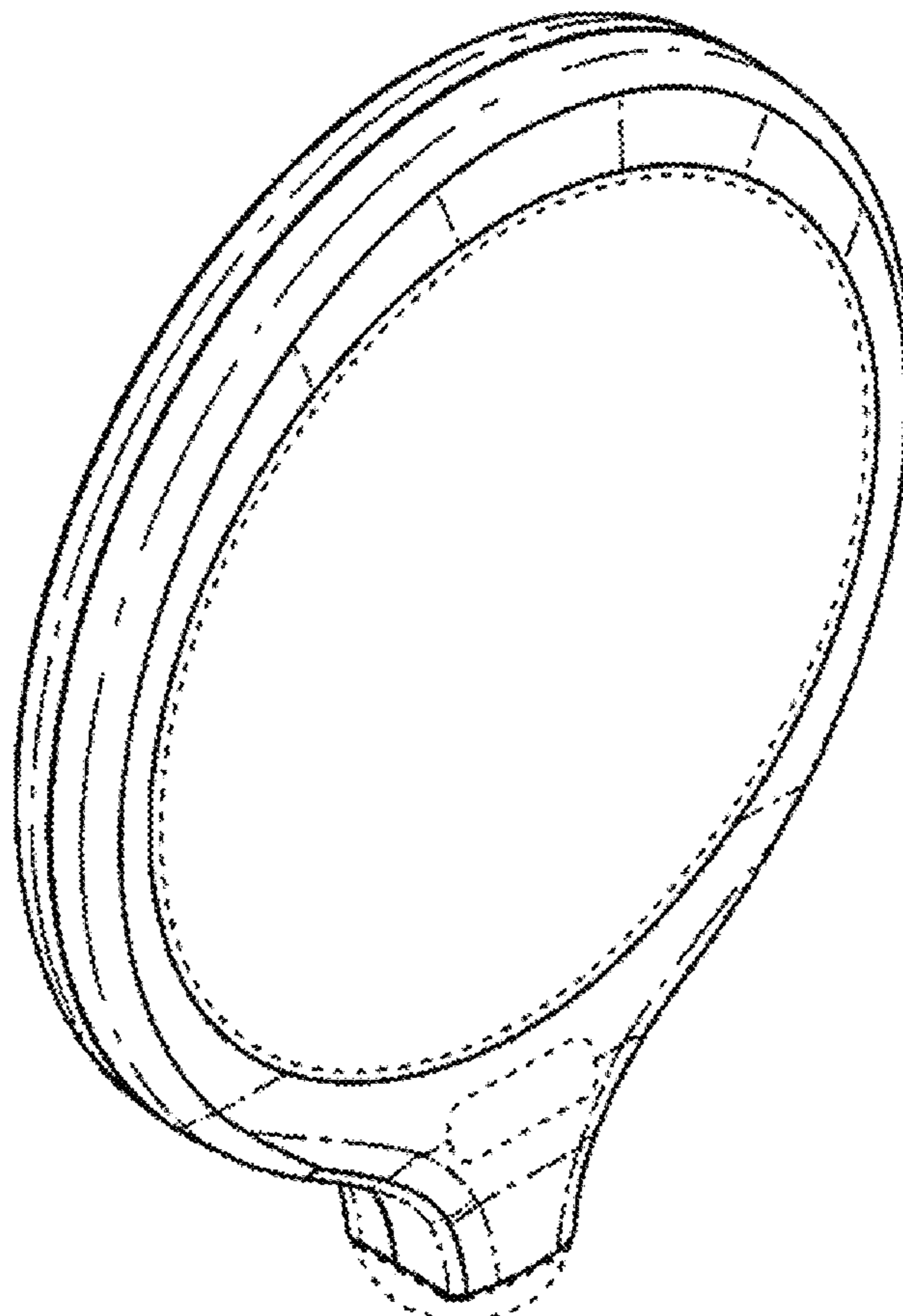
The ornamental design for a tabletop magnifier head, as shown and described.

DESCRIPTION

FIG. 1 is a perspective view of a tabletop magnifier head showing my new design;
FIG. 2 is a front elevational view thereof;
FIG. 3 is a back side elevational view thereof;
FIG. 4 is a left side elevational view thereof;
FIG. 5 is a right side elevational view thereof;
FIG. 6 is a top plan view thereof; and,
FIG. 7 is a bottom plan view thereof.
The dotted lines are intended to show features that are environmental only and form no part of the claimed design.

1 Claim, 3 Drawing Sheets

- (56) **References Cited**
U.S. PATENT DOCUMENTS
D146,364 S * 2/1947 Kalil D6/309
D352,046 S * 11/1994 Kataoka D16/130
D482,813 S * 11/2003 Waldmann D26/61



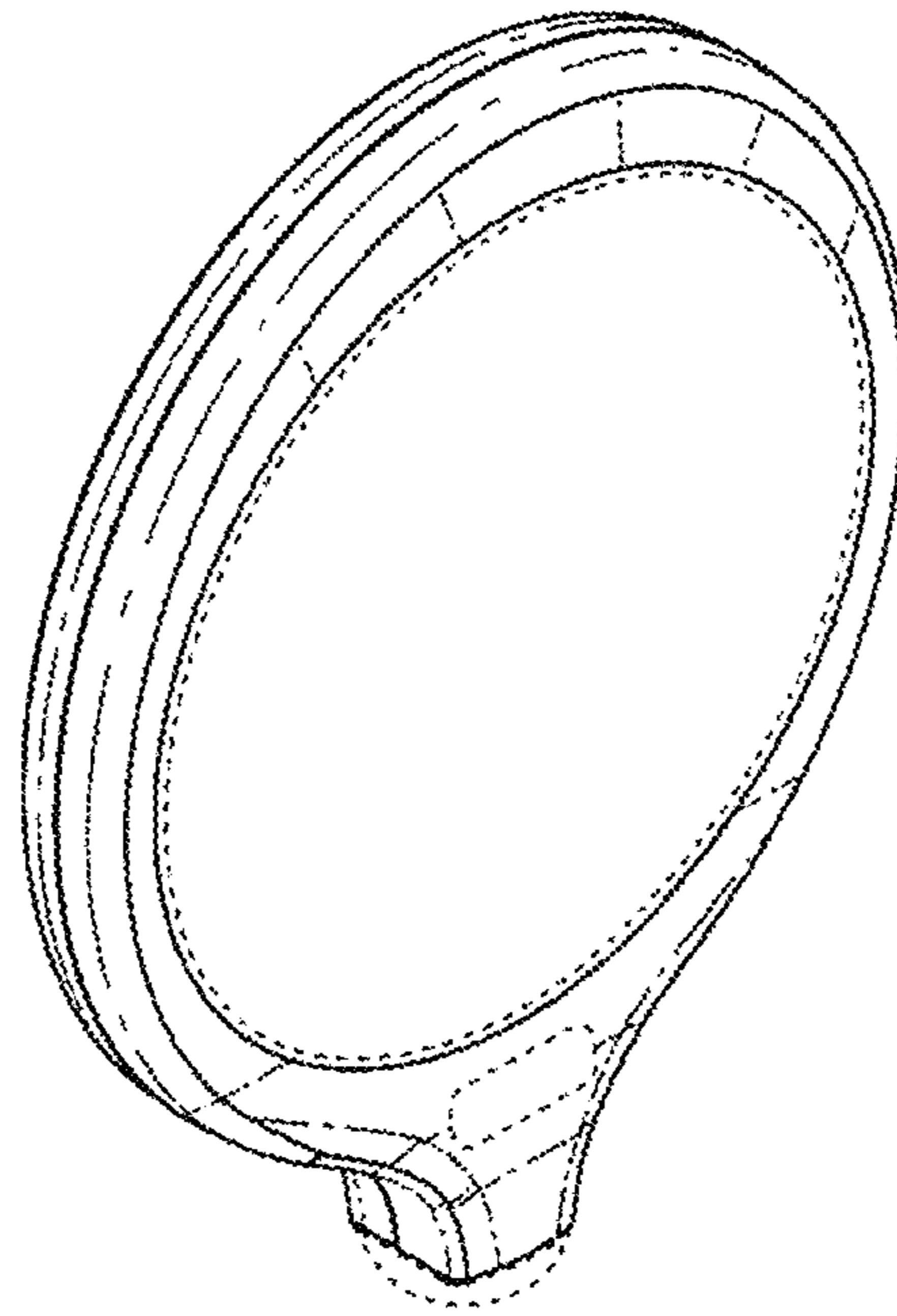


FIG. 1

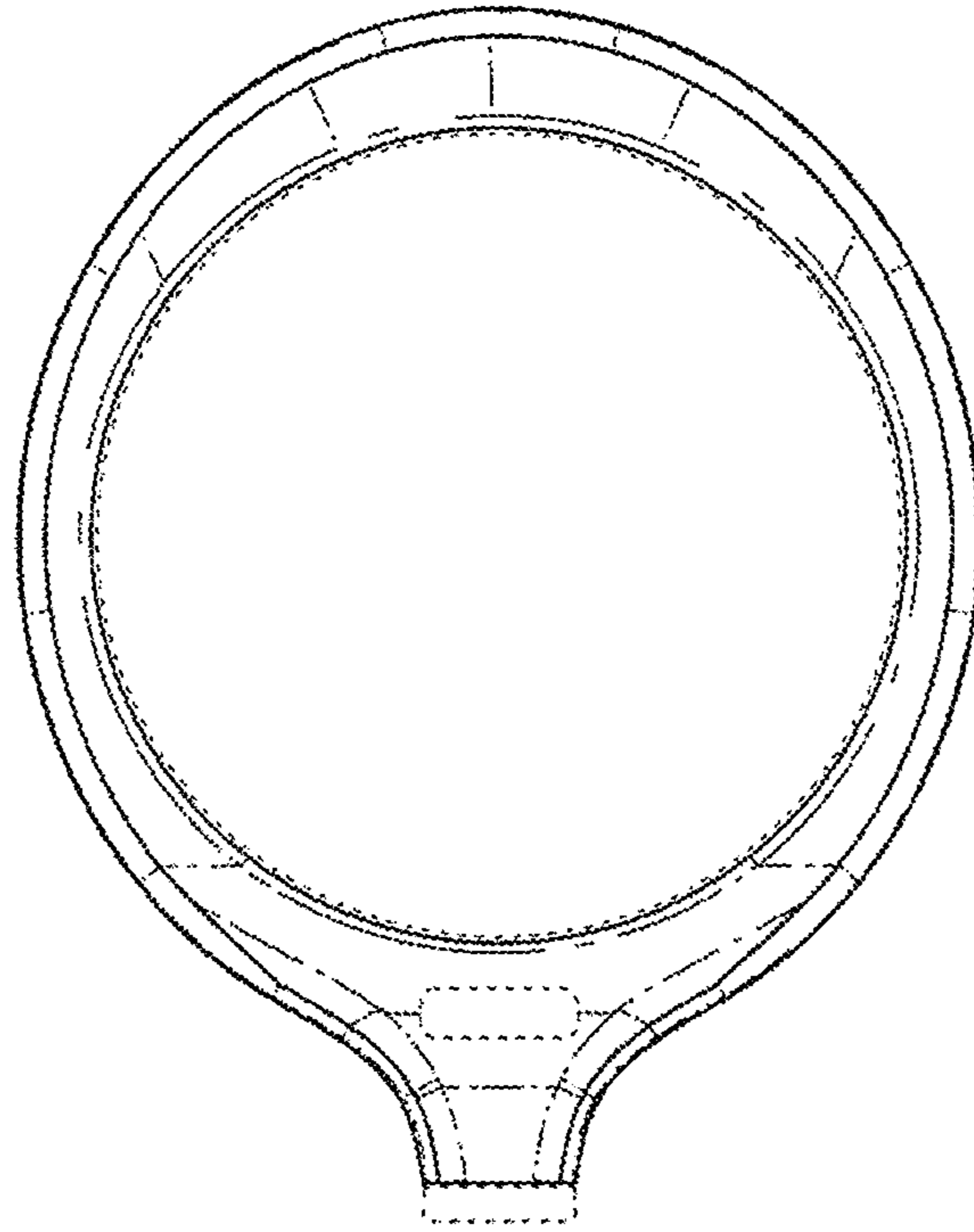


FIG. 2

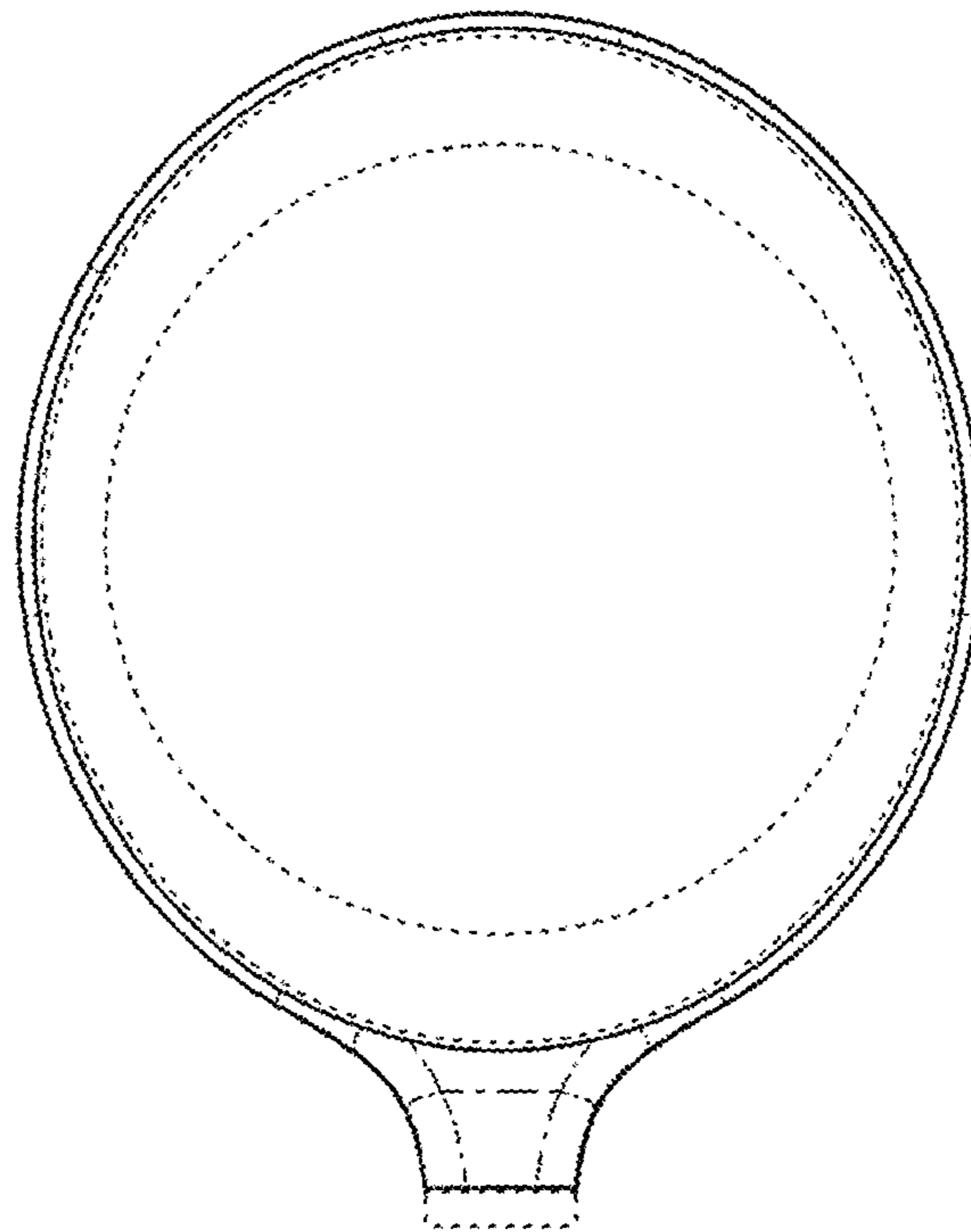


FIG. 3




FIG. 4




FIG. 5




FIG. 6

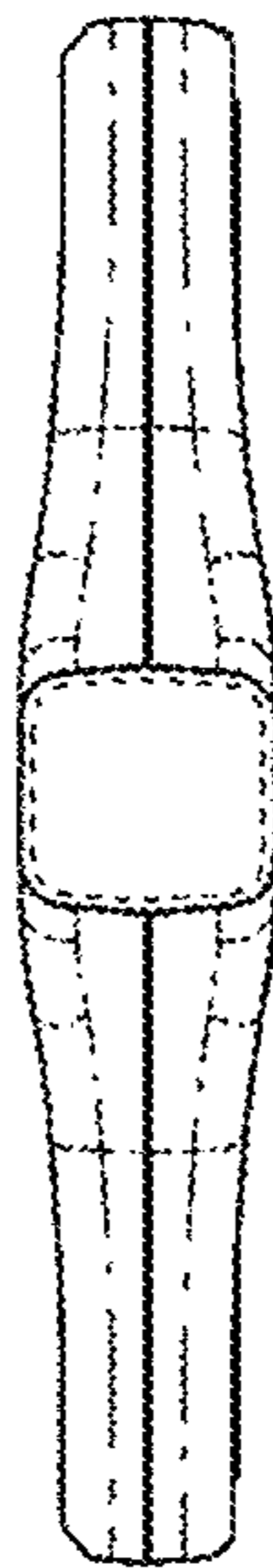


FIG. 7