



US00D913342S

(12) **United States Design Patent** (10) **Patent No.:** **US D913,342 S**
Coon et al. (45) **Date of Patent:** **** Mar. 16, 2021**

(54) **DIVIDER**

FOREIGN PATENT DOCUMENTS

(71) Applicant: **Deere & Company**, Moline, IL (US)

CN 302092321 S 9/2012
CN 302220180 S 12/2012

(72) Inventors: **Steve A. Coon**, Long Grove, IA (US);
Troy M. Heims, Davenport, IA (US)

OTHER PUBLICATIONS

(73) Assignee: **DEERE & COMPANY**, Moline, IL (US)

Deere & Company, Grain Harvesting Combines and Front End Equipment, Brochure, Oct. 2018.

(**) Term: **15 Years**

(Continued)

(21) Appl. No.: **29/712,589**

Primary Examiner — Mark A Goodwin

(22) Filed: **Nov. 8, 2019**

(74) *Attorney, Agent, or Firm* — Klintworth & Rozenblat IP LLP

(30) **Foreign Application Priority Data**

May 9, 2019 (EM) 006435152

(51) **LOC (13) Cl.** **15-03**

(52) **U.S. Cl.**
USPC **D15/28**

(58) **Field of Classification Search**

USPC D15/10-33; 56/119, 94, DIG. 24
CPC A01D 45/021; A01D 45/02; A01D 45/00;
A01D 45/028; A01D 45/30; A01D
45/025; A01D 75/00; A01D 75/02; A01D
43/082

See application file for complete search history.

(57) **CLAIM**

The ornamental design for a divider, as shown and described.

(56) **References Cited**

U.S. PATENT DOCUMENTS

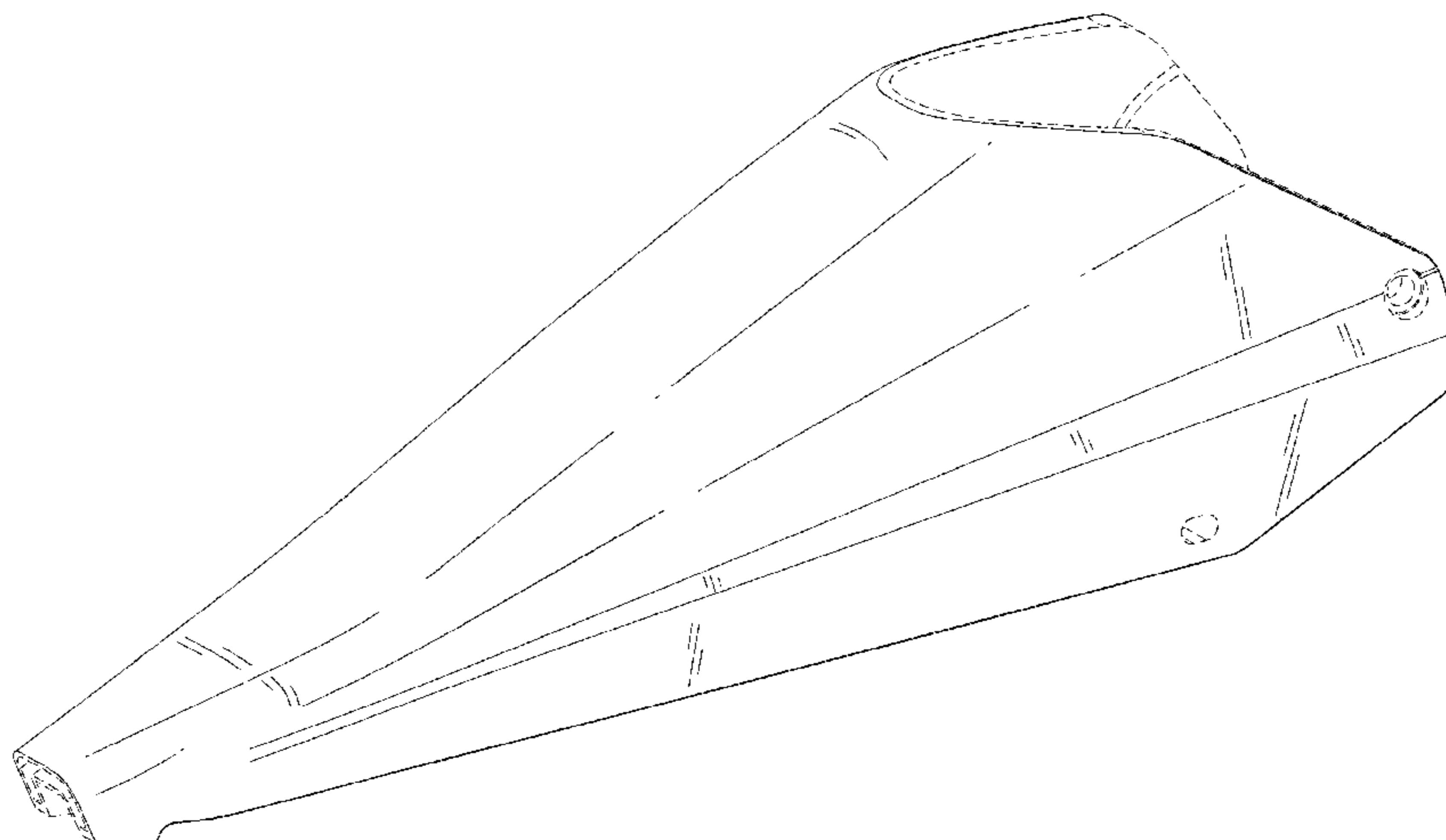
2,440,791 A * 5/1948 Welty A01D 45/021
56/16.4 R
3,110,314 A * 11/1963 Roberts A01D 45/02
460/42
3,241,299 A * 3/1966 Sutton A01D 45/021
56/119
3,520,121 A * 7/1970 Ashton A01D 45/021
56/106
D222,377 S * 10/1971 Newton D15/28
D227,391 S * 6/1973 Lawrence D15/28
4,160,355 A * 7/1979 Blake A01D 43/082
56/98

DESCRIPTION

FIG. 1 is a perspective view of a divider according to our new design;
FIG. 2 is a first side elevational view thereof;
FIG. 3 is a second side elevational view thereof;
FIG. 4 is a first end elevational view thereof;
FIG. 5 is a second end elevational view thereof;
FIG. 6 is a first plan view thereof;
FIG. 7 is a second plan view thereof;
FIG. 8 is a perspective view of a divider according to another embodiment of our new design;
FIG. 9 is a first side elevational view thereof;
FIG. 10 is a second side elevational view thereof;
FIG. 11 is a first end elevational view thereof;
FIG. 12 is a second end elevational view thereof;
FIG. 13 is a first plan view thereof; and,
FIG. 14 is a second plan view thereof.
The dash lines depict environment subject matter that forms no part of the claimed design.

(Continued)

1 Claim, 10 Drawing Sheets



(56)

References Cited

U.S. PATENT DOCUMENTS

4,166,349 A * 9/1979 Coenenberg A01D 41/1278
56/10.2 F
4,397,134 A * 8/1983 Lausch A01D 43/082
56/98
4,502,270 A 3/1985 Shupert
4,630,430 A * 12/1986 Weeks A01D 45/025
56/105
4,704,850 A * 11/1987 Obermeier A01D 45/021
56/112
4,999,983 A * 3/1991 Britt A01D 45/021
56/107
5,195,309 A * 3/1993 Mossman A01D 43/082
56/105
5,775,076 A * 7/1998 Mossman A01D 45/021
56/119
5,787,697 A * 8/1998 Post A01D 45/021
56/119
5,806,292 A * 9/1998 Luecke A01D 57/22
56/119
D399,854 S * 10/1998 Pearson D15/28
5,910,092 A * 6/1999 Bennett A01D 45/021
56/119
6,247,297 B1 * 6/2001 Becker A01D 45/021
56/119
6,564,536 B1 * 5/2003 Hoffer A01D 41/147
56/119
6,625,969 B2 * 9/2003 Glazik A01D 63/04
56/119
6,901,730 B1 * 6/2005 Buresch A01D 63/04
56/314
7,073,316 B2 * 7/2006 Resing A01D 63/02
56/119
7,162,854 B2 * 1/2007 Yeomans A01B 73/005
56/1
7,240,471 B2 * 7/2007 Mossman A01D 45/021
56/109
7,373,767 B2 * 5/2008 Calmer A01D 45/025
56/51
7,658,058 B2 * 2/2010 Pierson A01D 41/14
56/119
7,874,134 B1 * 1/2011 Hoffman A01D 45/023
56/119

7,913,480 B2 * 3/2011 Christensen A01D 45/021
56/62
8,196,381 B2 * 6/2012 Herman A01D 45/22
56/312
D739,881 S * 9/2015 Walker D15/28
9,253,944 B2 * 2/2016 Hulstein A01D 41/06
9,265,198 B2 * 2/2016 Hulstein A01D 45/021
9,386,746 B2 * 7/2016 Lohrentz B29C 41/04
9,603,304 B2 * 3/2017 Lambertini A01D 45/021
9,642,307 B2 * 5/2017 Long A01D 63/04
9,788,487 B2 * 10/2017 Walker A01D 57/22
9,992,935 B2 * 6/2018 Van Overschelde .. A01D 63/04
10,194,588 B2 * 2/2019 Lohrentz A01D 45/021
2006/0174603 A1 * 8/2006 Mossman A01D 45/021
56/314
2017/0086374 A1 3/2017 Engel

OTHER PUBLICATIONS

CLAAS of America, Improves Profitability with Increasing Revenue, Google Search, <https://www.serbia.claas.com/news-testimonials/current/claas-news/claas-improves-profitability-with-increasing-revenue-/1904264>, 2019.
CLAAS of America, photograph of header, 2017.
New Holland, Overview—Corn Heads Leading From The Front, Combines & Headers, <https://agriculture.newholland.com/nar/en-us/equipment/products/combines-and-headers/corn-heads>, 2019.
Macdon Industries Ltd, D65 Draper Header, Draper Headers for Combine, <https://www.macdon.com/en/products/d65-draper-headers-for-combine/>, 2019.
New Holland, Draper Heads—Overview Combines & Headers New Holland (US) NHAG, <https://agriculture.newholland.com/nar/en-us/equipment/products/combines-and-headers/draper-heads>, 2019.
Case IH, Draper Heads Combine Harvester, Case IH 3100 Series II Draper Heads, <https://www.caseih.com/northamerica/en-us/products/harvesting/draper-heads>, Copyright 2020.
Massey Ferguson, 9250 DynaFlex Draper Header, <http://www.masseyferguson.us/products/combine-harvesting/9250-dynaflex-draper-headers.html#0>, Copyright 2020.

* cited by examiner

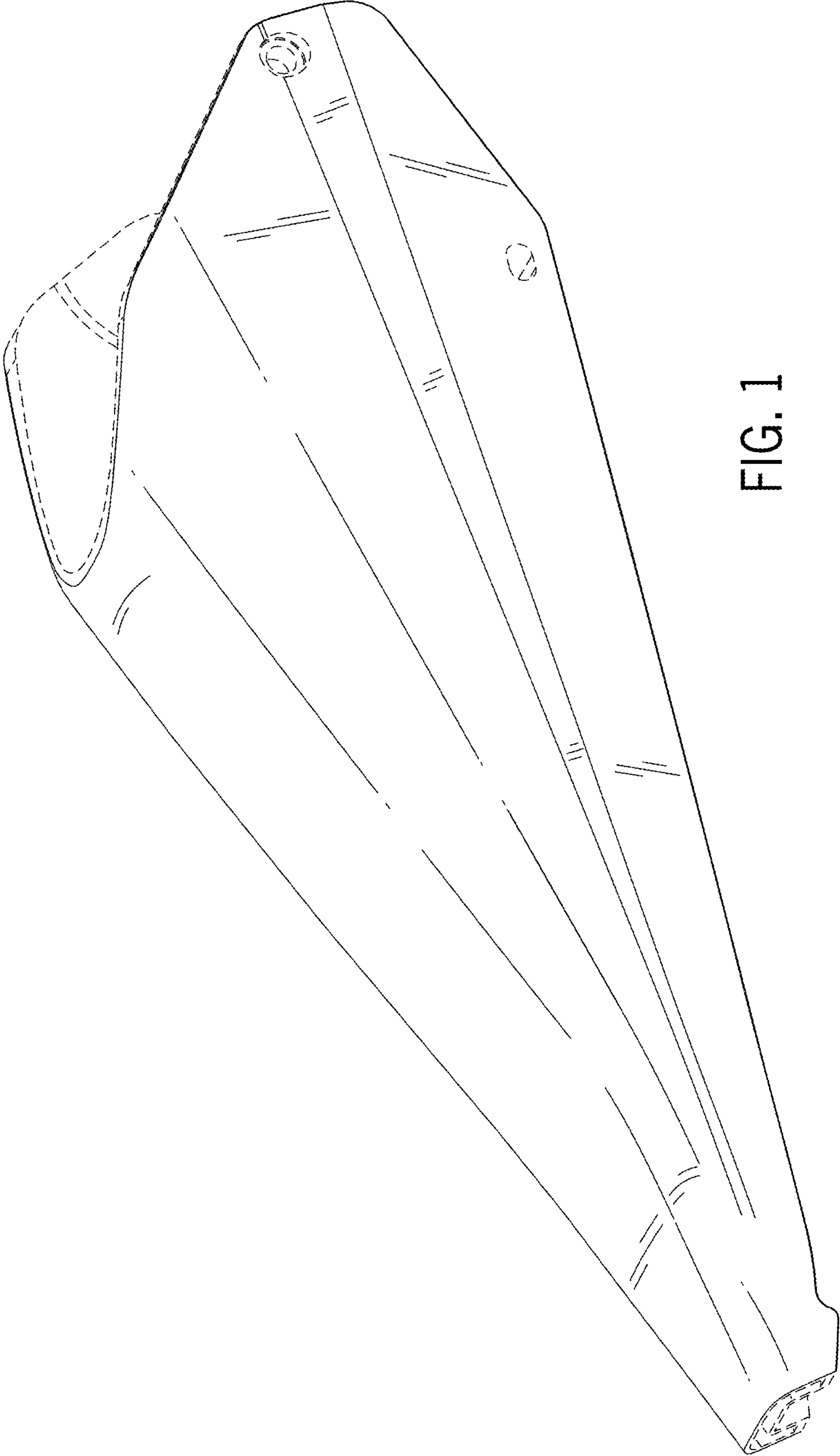


FIG. 1

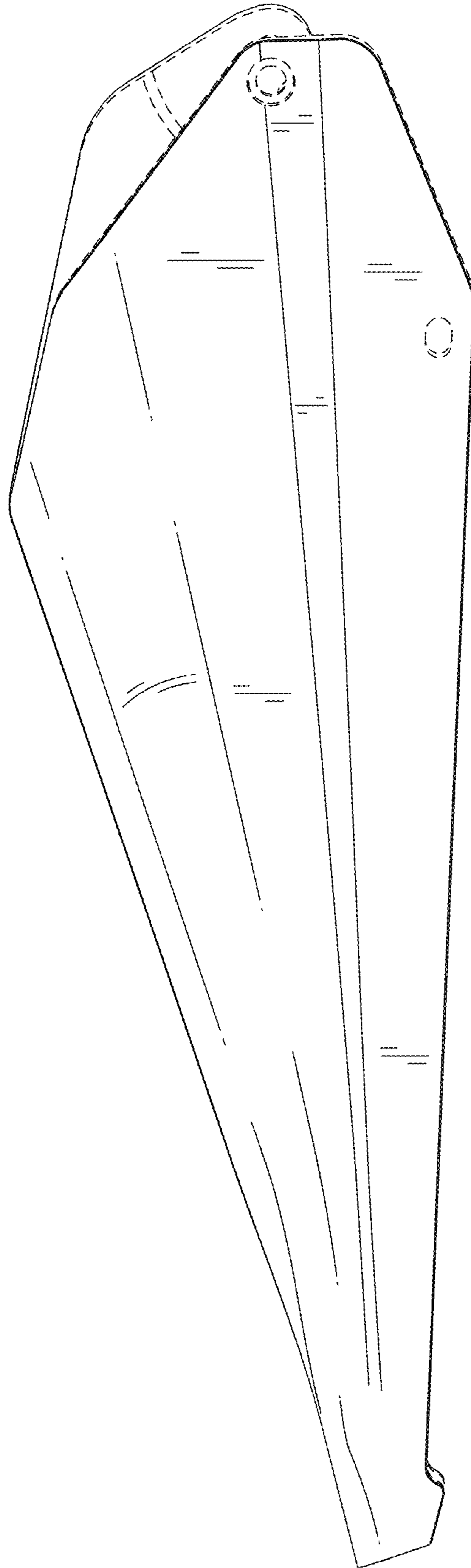


FIG. 2

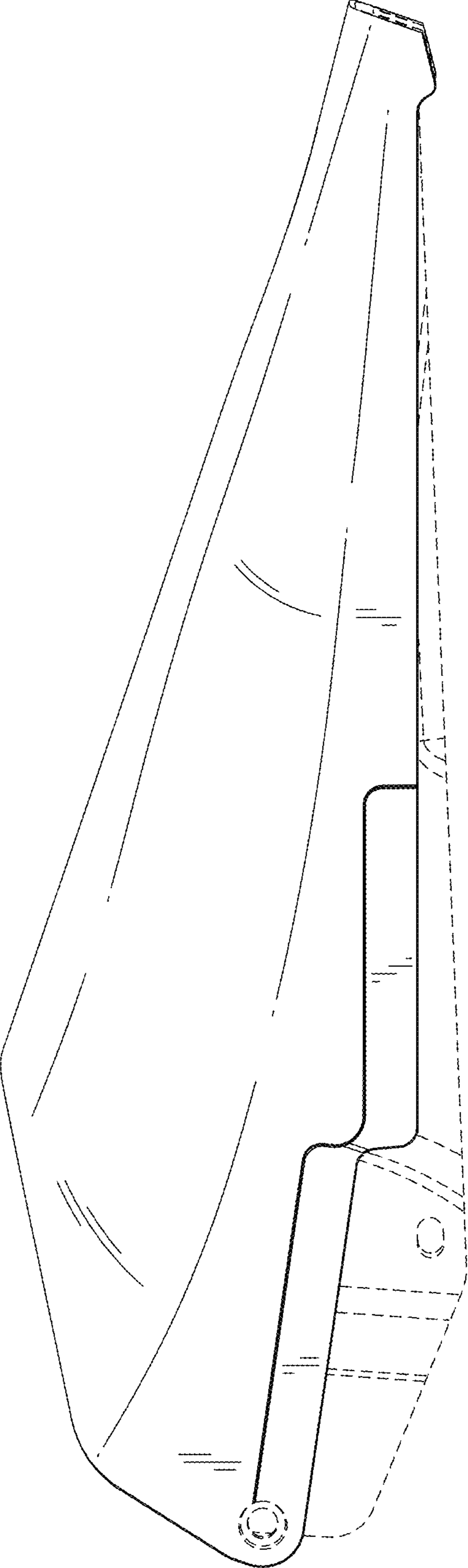


FIG. 3

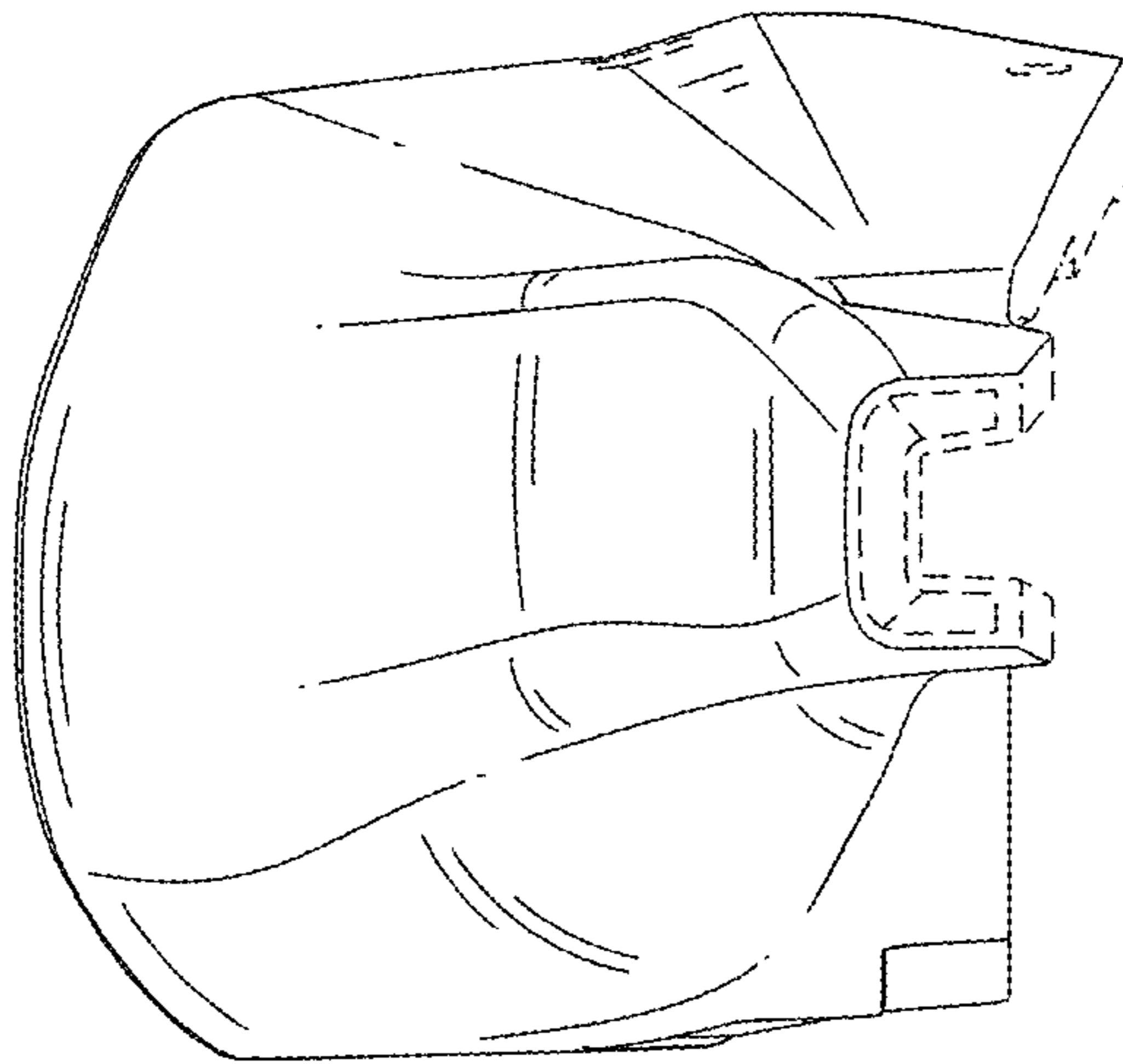


FIG. 4

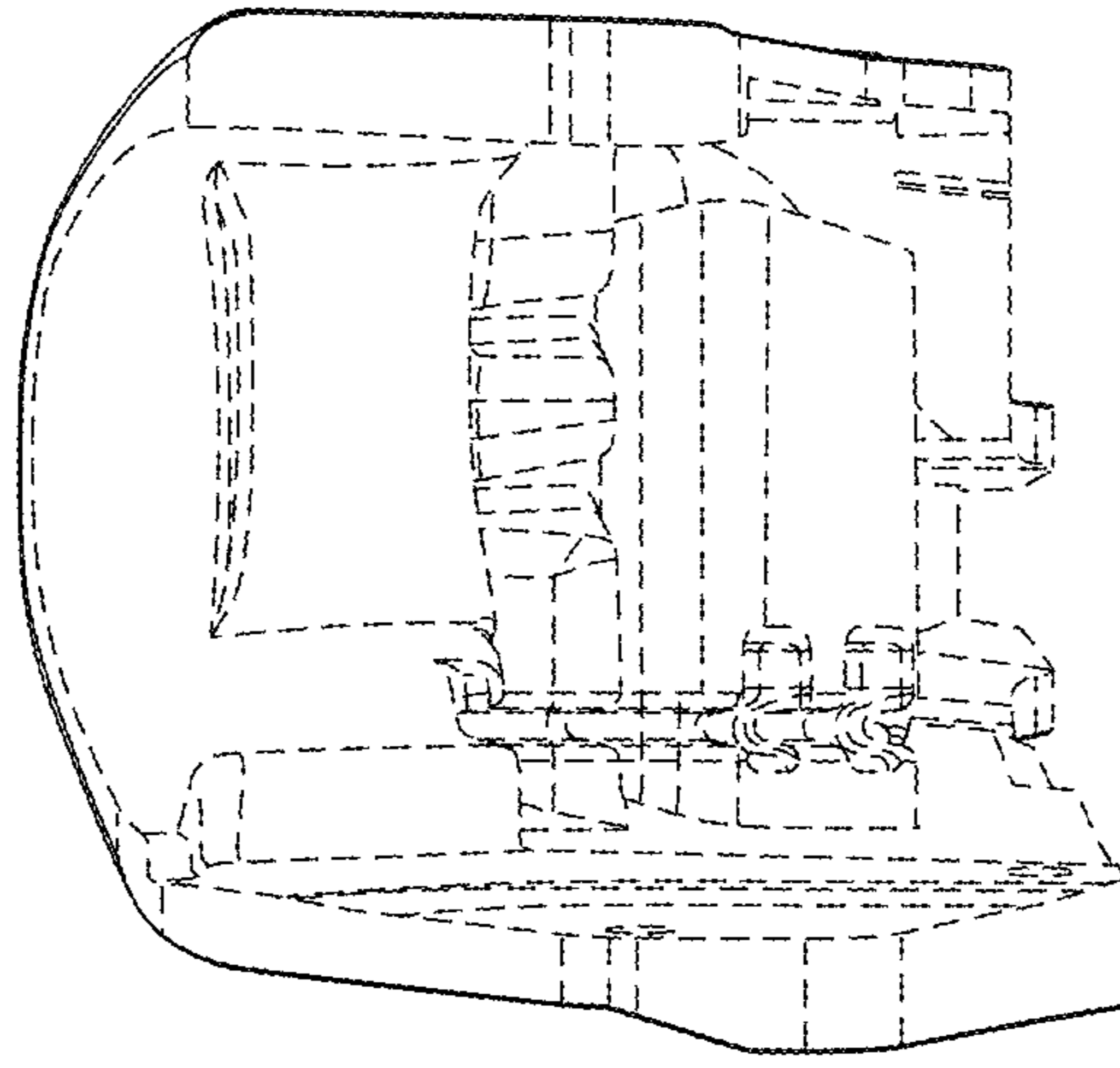


FIG. 5

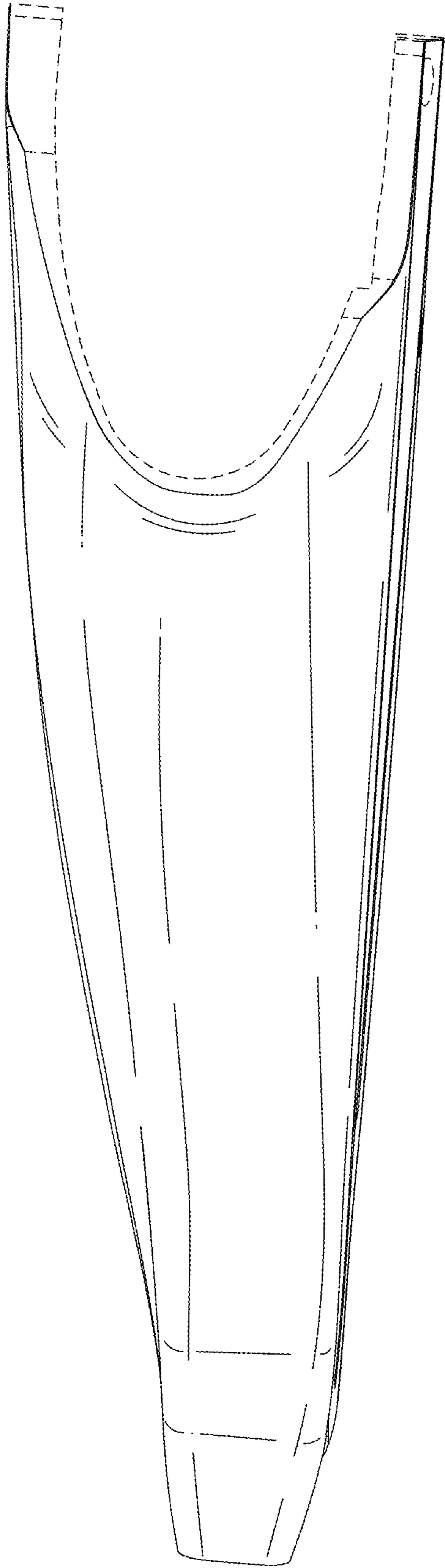


FIG. 6

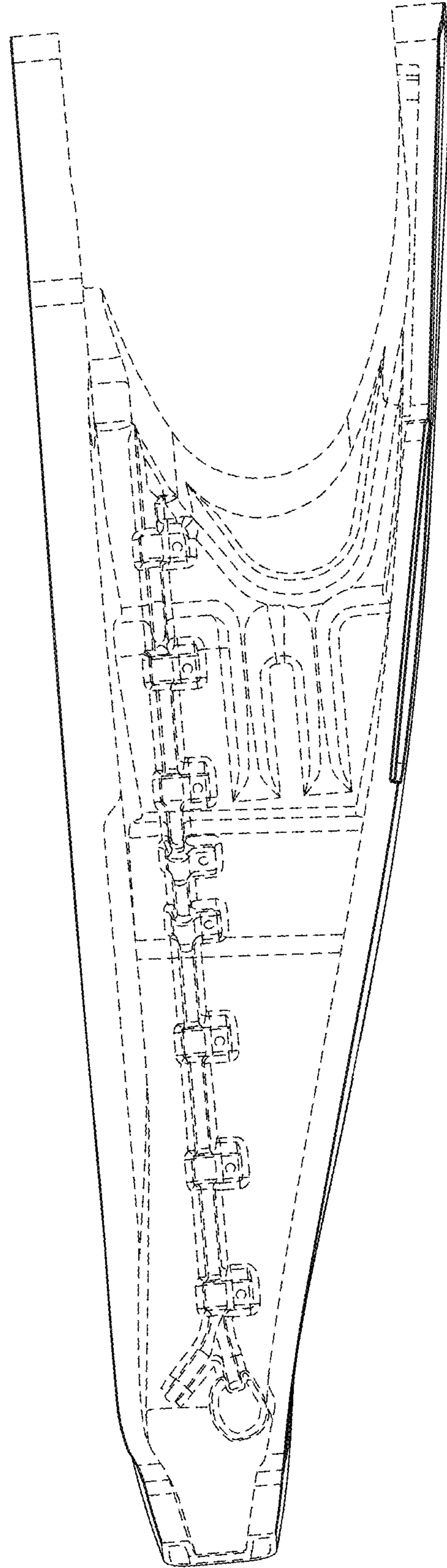


FIG. 7

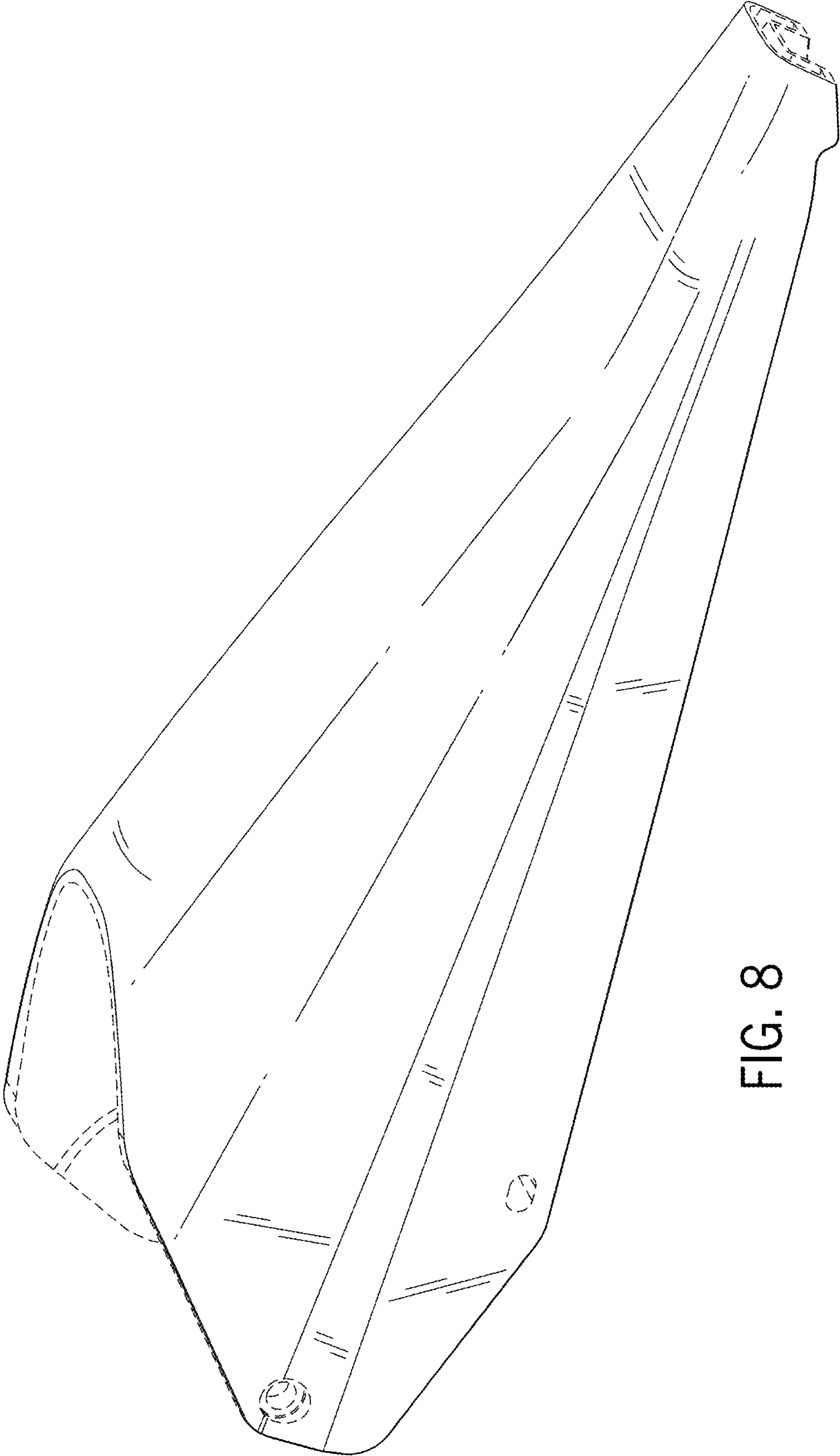


FIG. 8

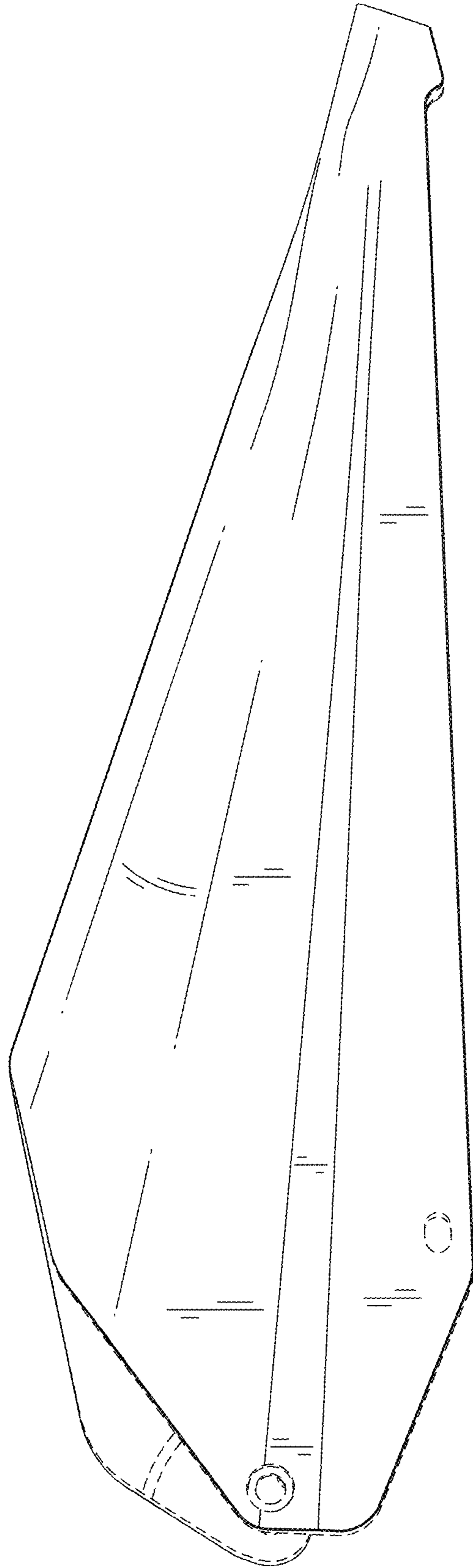


FIG. 9

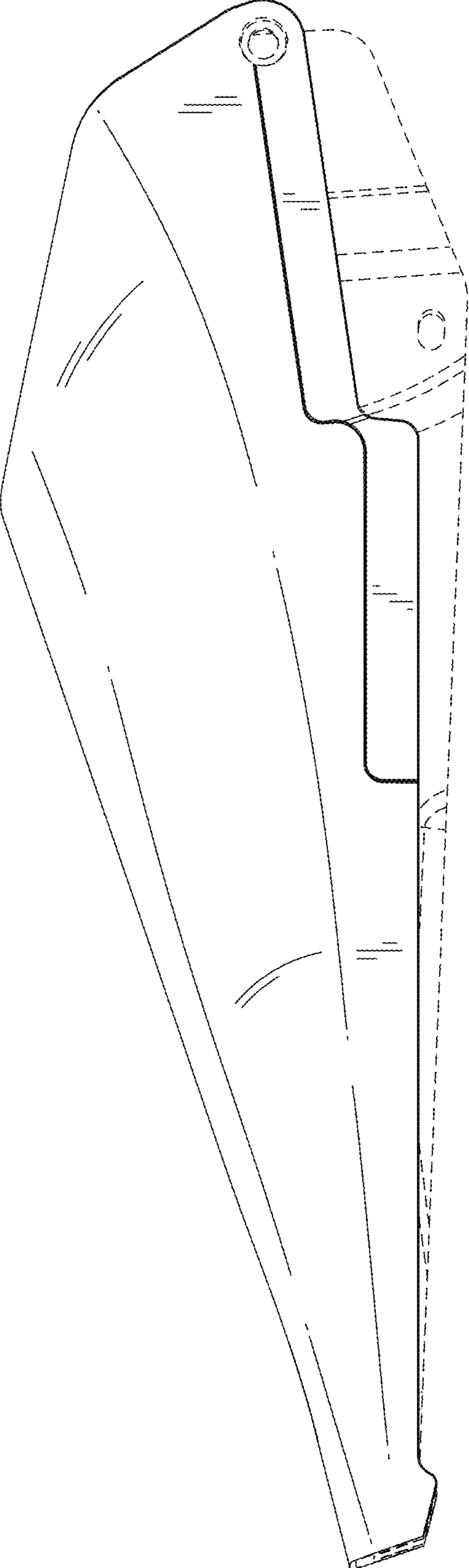


FIG. 10

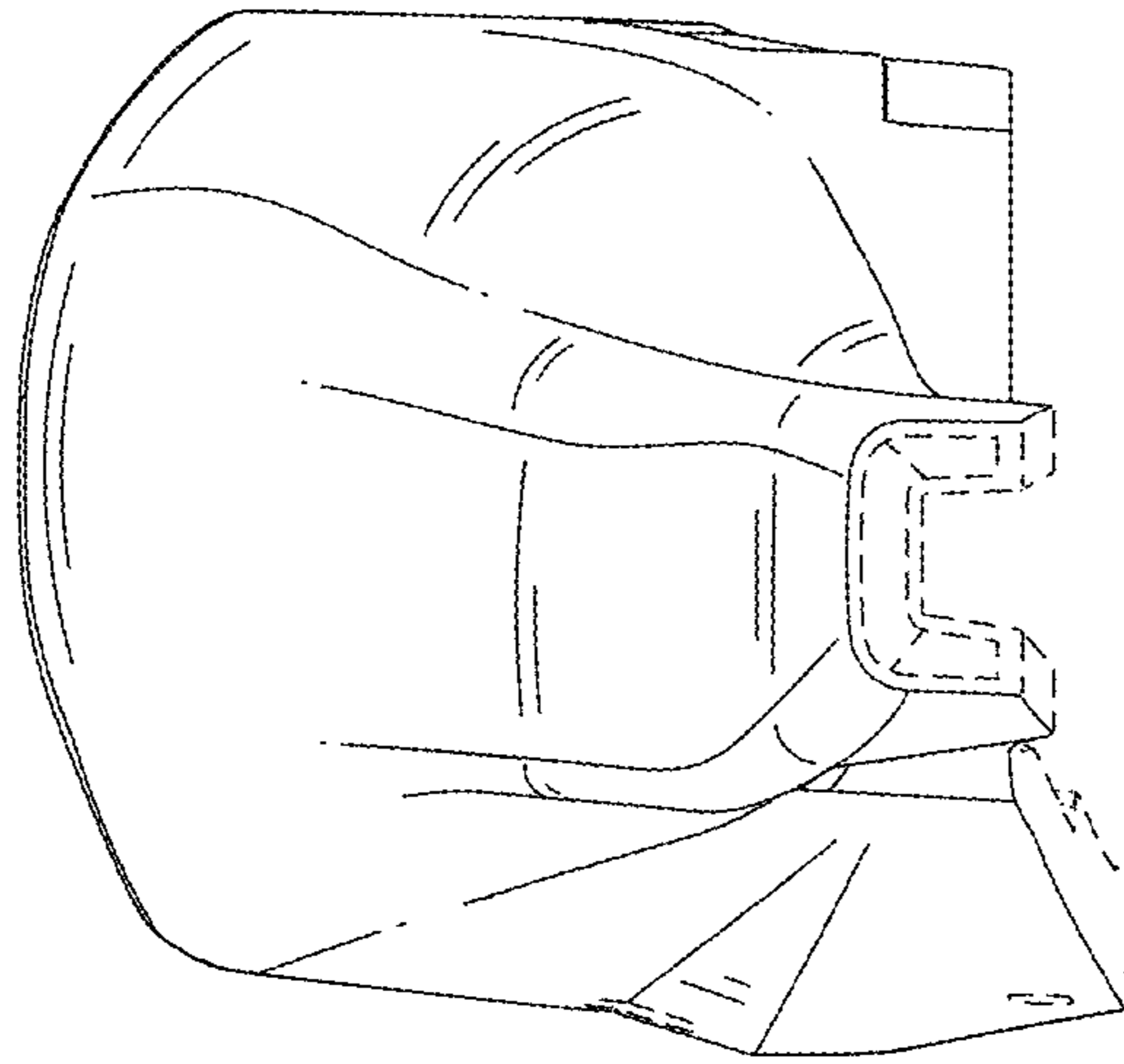


FIG. 11

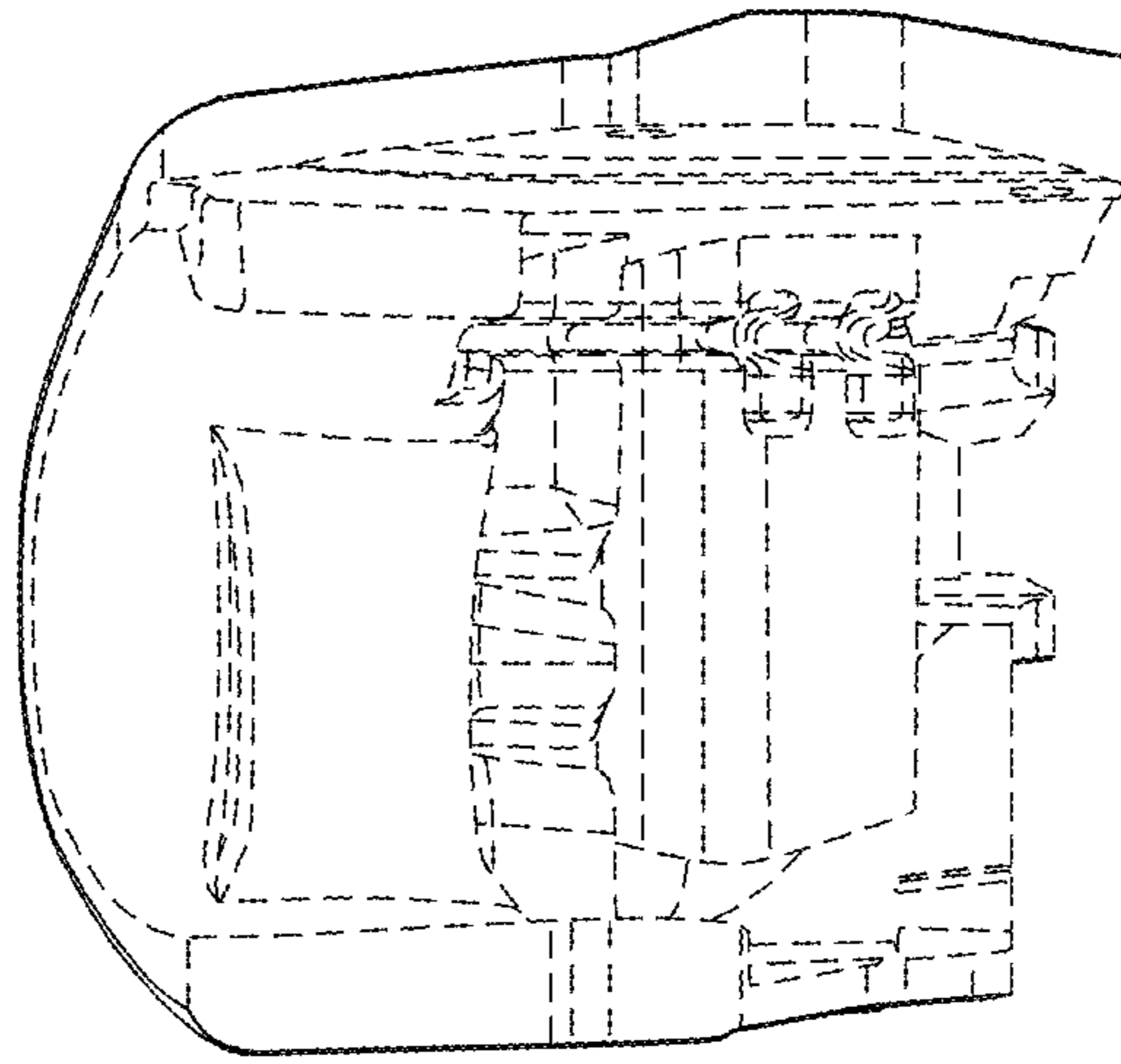


FIG. 12

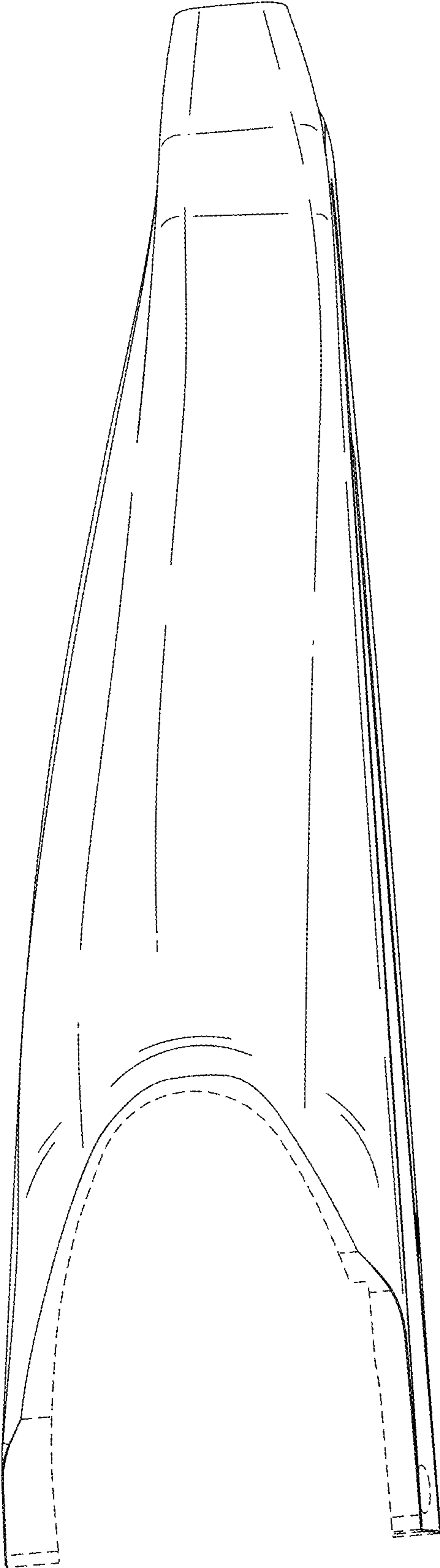


FIG. 13

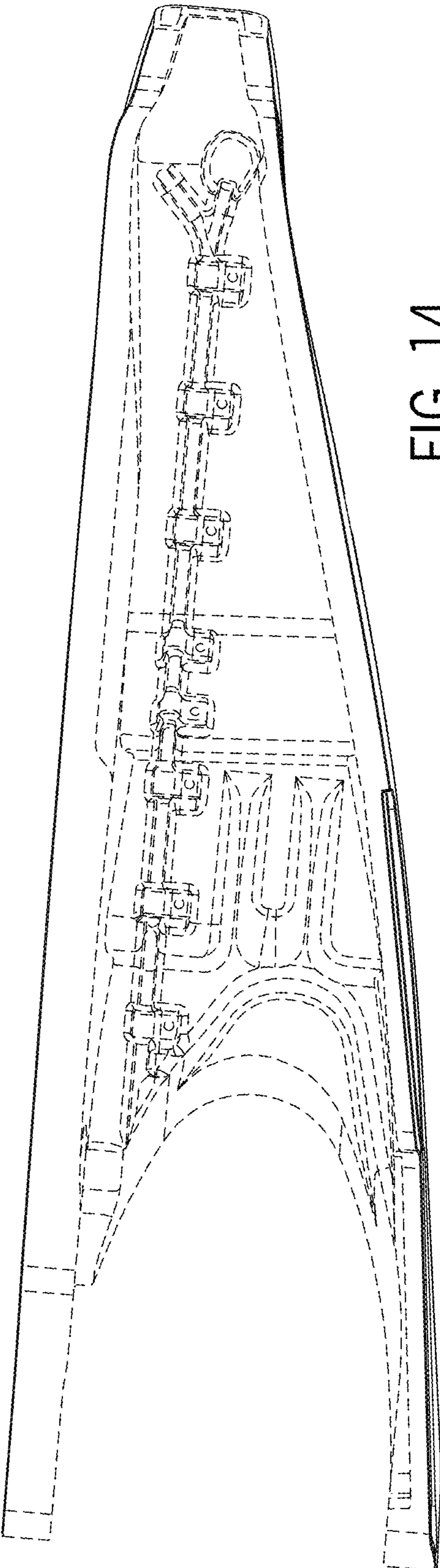


FIG. 14