



US00D913339S

(12) **United States Design Patent**
De Gersem et al.

(10) **Patent No.:** **US D913,339 S**

(45) **Date of Patent:** **** Mar. 16, 2021**

(54) **AGRICULTURAL BALER**

(71) Applicant: **CNH Industrial America LLC**, New Holland, PA (US)

(72) Inventors: **Tom De Gersem**, Bruges (BE); **Ben Depoorter**, Oudenburg (BE); **Eric Michael Jacobsthal**, Elmhurst, IL (US); **Dominick Joos**, Lokeren (BE); **Peter Vanhoutte**, Varsenare (BE); **Giampiero Vietti Niclot**, Turin (IT); **Jan Raaben**, Sint-Andries (BE)

(73) Assignee: **CNH Industrial America LLC**, New Holland, PA (US)

(**) Term: **15 Years**

(21) Appl. No.: **29/713,248**

(22) Filed: **Nov. 14, 2019**

(30) **Foreign Application Priority Data**

May 17, 2019 (EM) 006477154

(51) **LOC (13) Cl.** **15-03**

(52) **U.S. Cl.**

USPC **D15/27**; D15/28; D15/33

(58) **Field of Classification Search**

USPC D15/27, 28, 33, 10, 17

CPC A01F 15/00; A01F 15/085; A01F 15/0715;

A01F 15/08; A01F 15/07; A01F 15/0883;

A01F 15/0858; A01F 15/14

See application file for complete search history.

(56) **References Cited**

U.S. PATENT DOCUMENTS

D199,798 S * 12/1964 Bywater D15/27

D200,423 S * 2/1965 Kermes D15/27

D207,855 S * 6/1967 Kermes D15/27

D268,678 S *	4/1983	Swenson	D15/27
D399,851 S *	10/1998	Stauffer	D15/10
D400,543 S *	11/1998	Benedict	D15/10
D412,507 S *	8/1999	Underhill	D15/27
D432,143 S *	10/2000	Olson	D15/10
D436,363 S *	1/2001	Strong	D15/10
D438,217 S *	2/2001	Olson	D15/10
D460,461 S *	7/2002	Strong	D15/10
7,152,521 B2 *	12/2006	Freihart	A01F 15/0858
				100/2
D544,886 S *	6/2007	Pedracini	D15/26
D599,830 S *	9/2009	Jacobsthal	D15/26
D600,253 S *	9/2009	Jacobs	D15/10
D608,374 S *	1/2010	De Rycke	D15/33
D702,263 S *	4/2014	Jacobsthal	D15/27
D723,071 S *	2/2015	Jacobsthal	D15/33
D796,558 S *	9/2017	Johnson	D15/28
D825,618 S *	8/2018	Zabe	D15/27

(Continued)

Primary Examiner — Mark A Goodwin

(74) *Attorney, Agent, or Firm* — Peter Zacharias; Patrick Sheldrake

(57) **CLAIM**

The ornamental design for an agricultural baler, as shown and described.

DESCRIPTION

FIG. 1 is a front perspective view of an agricultural baler of the present design.

FIG. 2 is a rear perspective view of the agricultural baler of FIG. 1.

FIG. 3 is a front view of the agricultural baler of FIG. 1.

FIG. 4 is a rear view of the agricultural baler of FIG. 1.

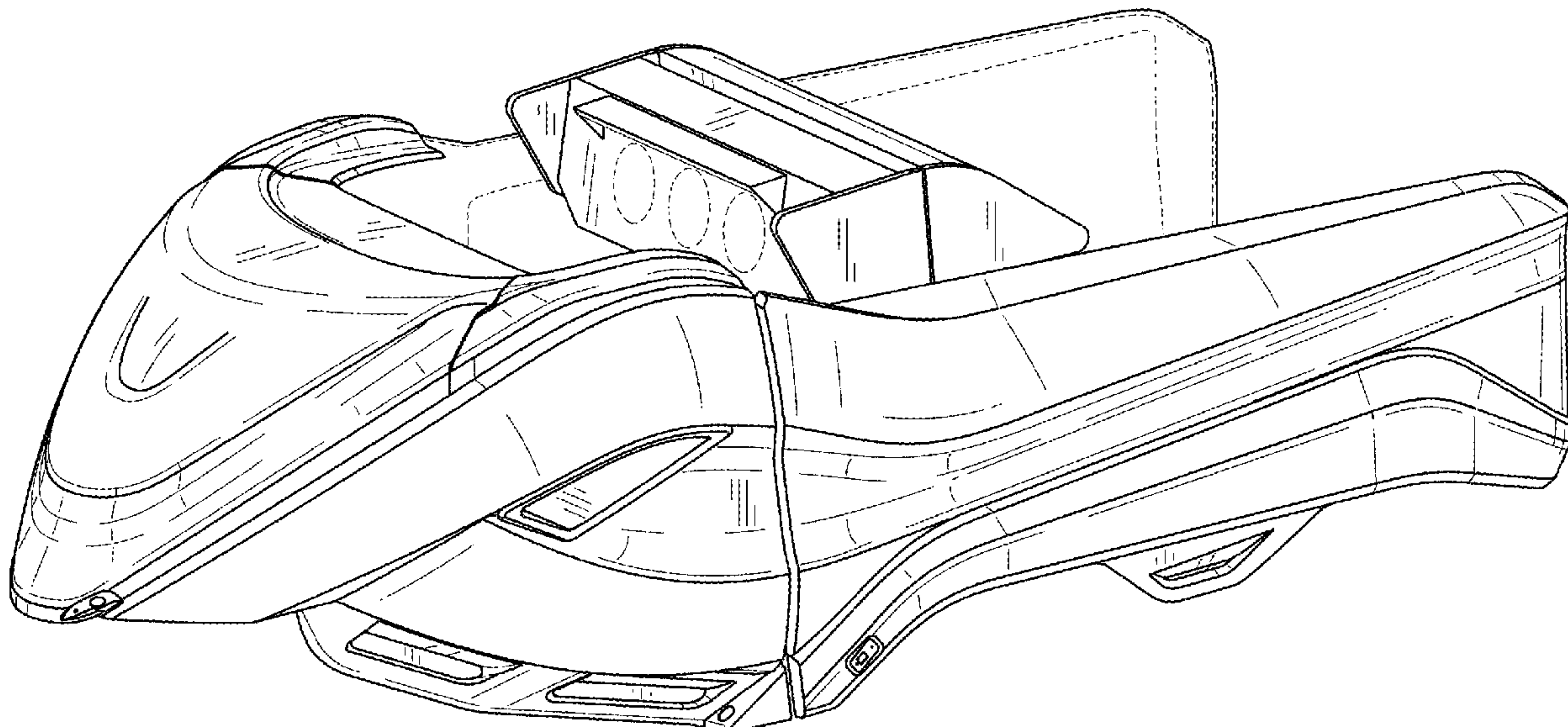
FIG. 5 is a left side view of the agricultural baler of FIG. 1.

FIG. 6 is a right side view of the agricultural baler of FIG. 1; and,

FIG. 7 is a top view of the agricultural baler of FIG. 1.

The dashed lines shown in the figures form no part of the claimed design.

1 Claim, 7 Drawing Sheets



(56)

References Cited

U.S. PATENT DOCUMENTS

D835,683 S * 12/2018 Zabe D15/28
D847,867 S * 5/2019 Zabe D15/27
2006/0230950 A1* 10/2006 Freihart A01F 15/0858
100/88

* cited by examiner

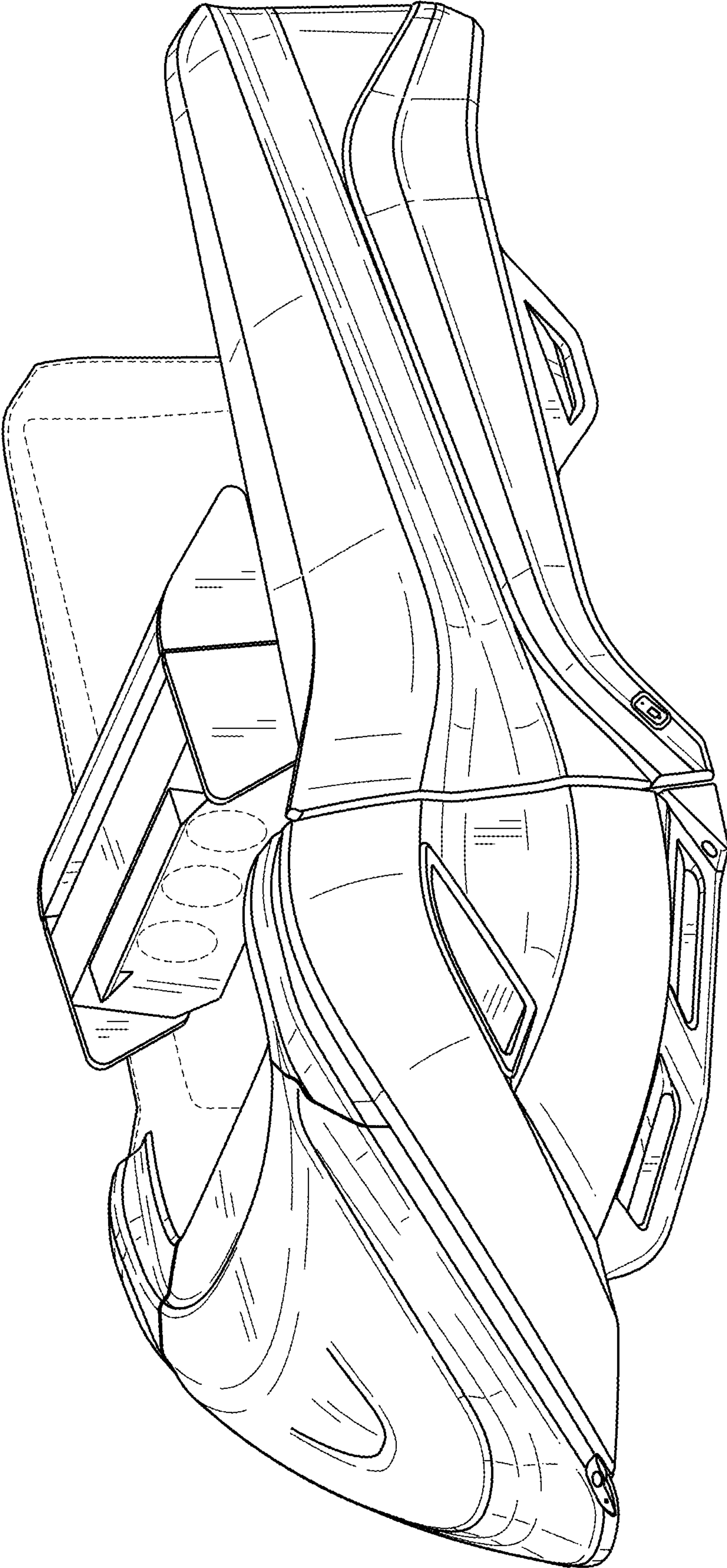


FIG. 1

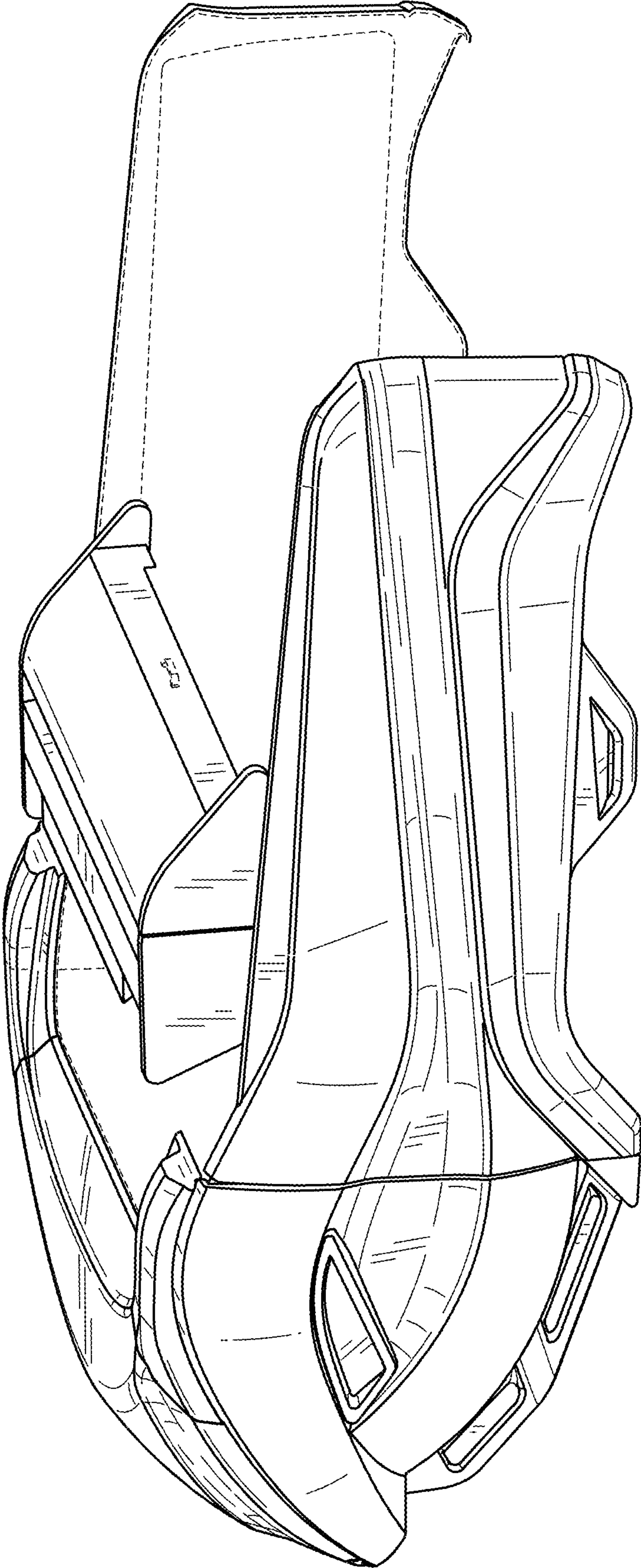


FIG. 2

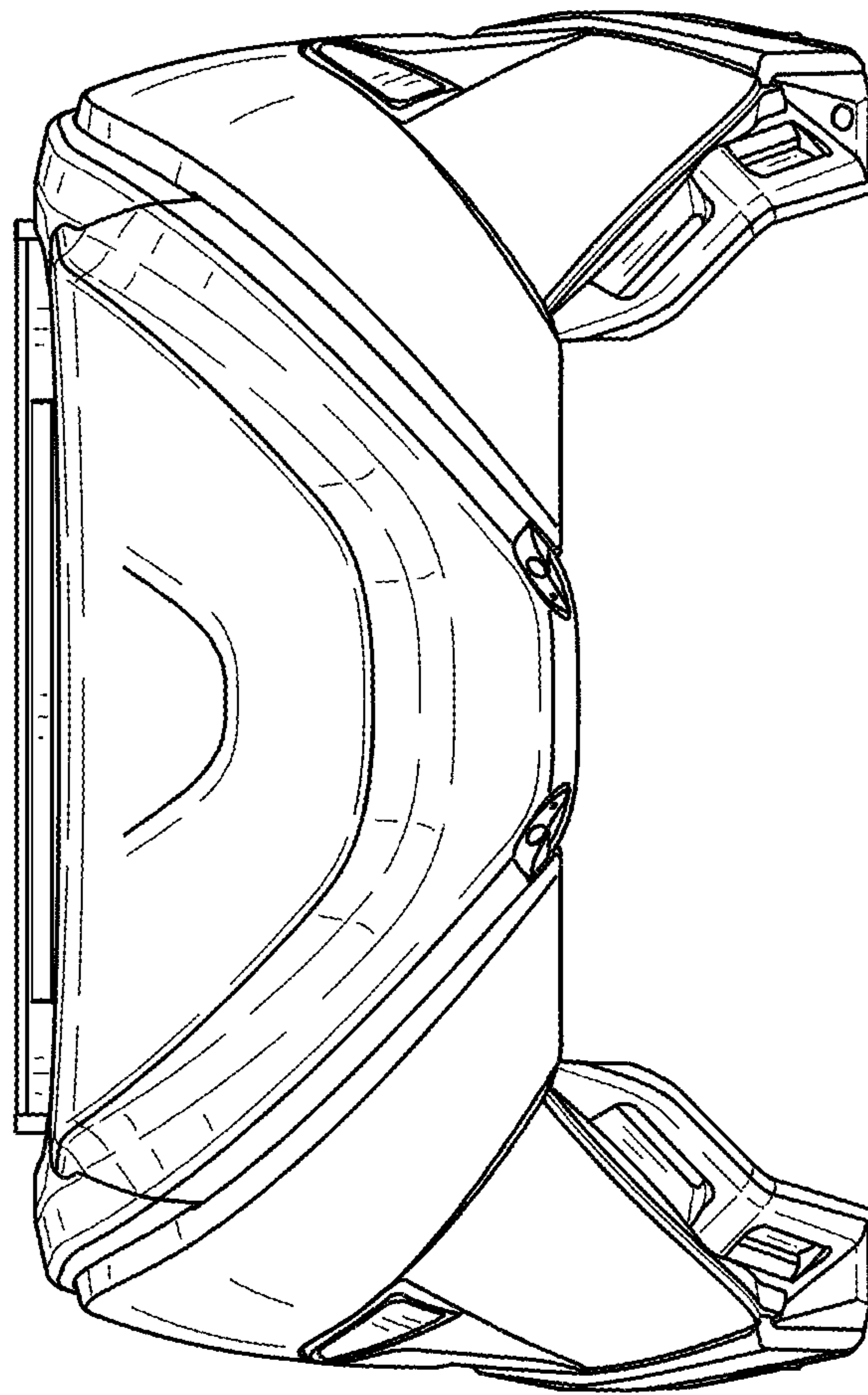


FIG. 3

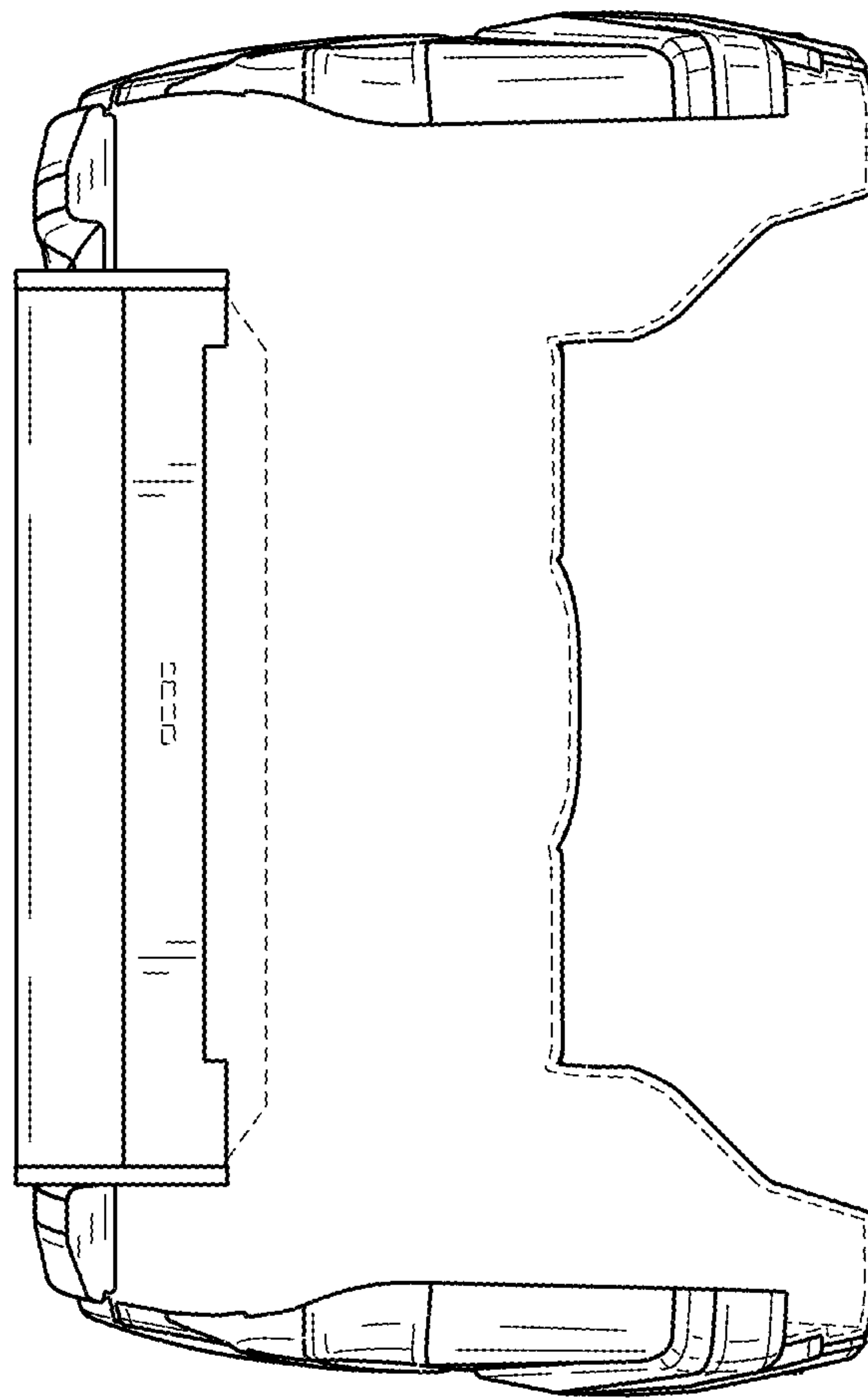


FIG. 4

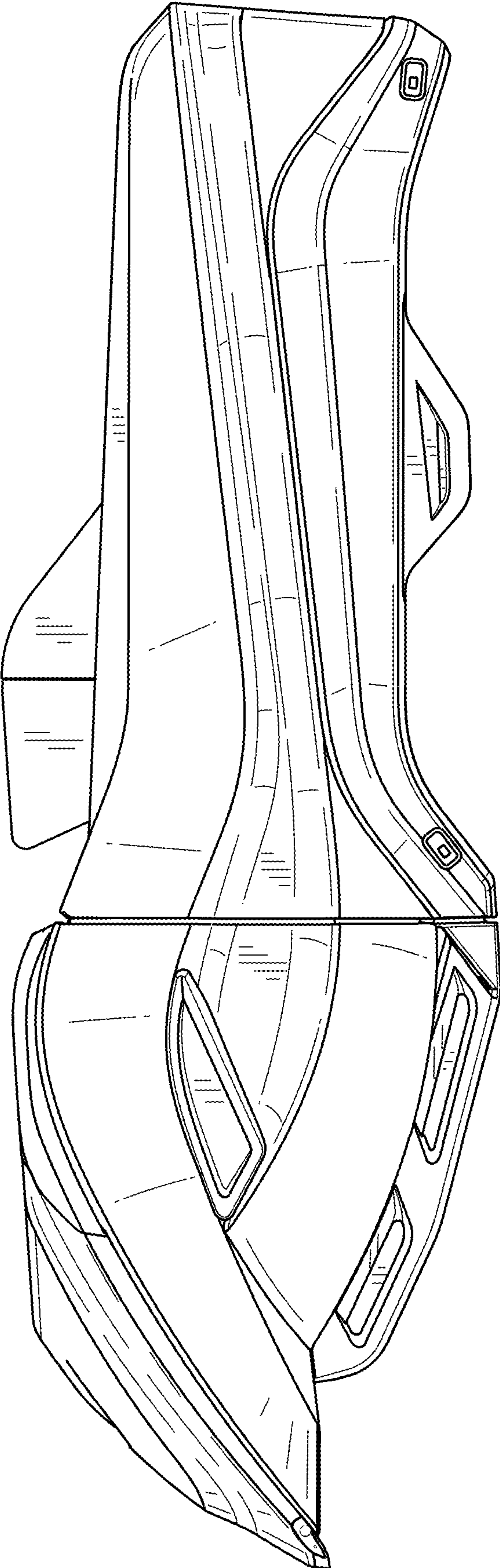


FIG. 5

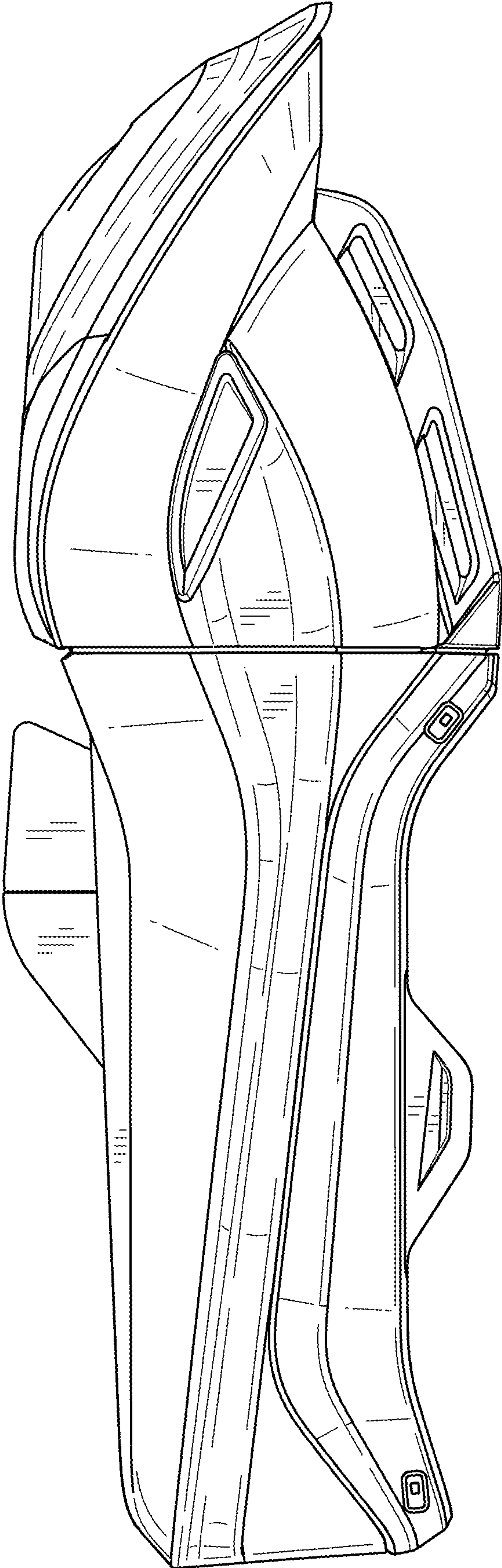


FIG. 6

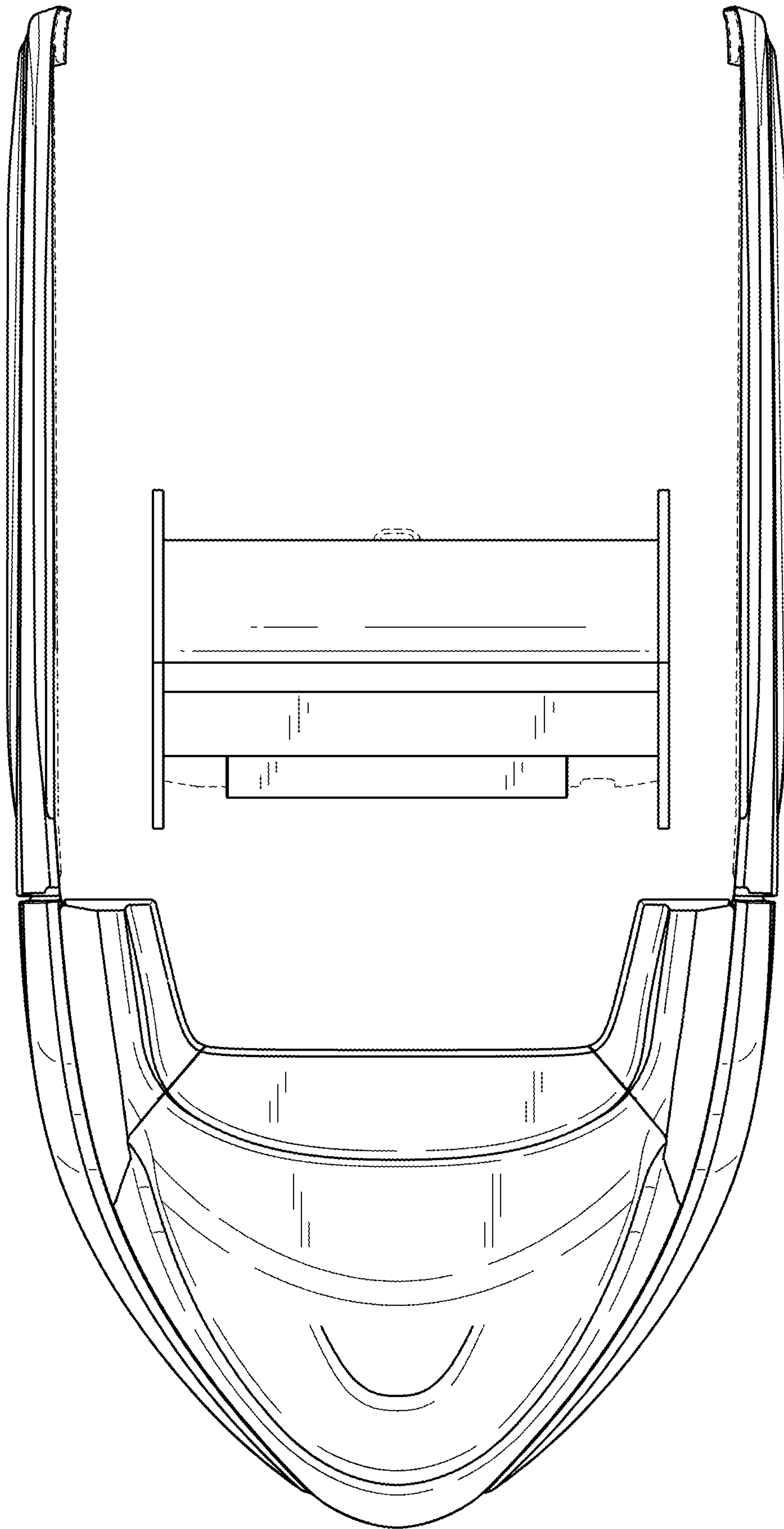


FIG. 7