



US00D913272S

(12) **United States Design Patent**  
**Weizel**

(10) **Patent No.:** **US D913,272 S**

(45) **Date of Patent:** **\*\* Mar. 16, 2021**

(54) **TELEPHONE HOLDER**

(71) Applicant: **Itzhak Weizel**, Rishon le-Zion (IL)

(72) Inventor: **Itzhak Weizel**, Rishon le-Zion (IL)

(\*\*) Term: **15 Years**

(21) Appl. No.: **29/697,172**

(22) Filed: **Jul. 4, 2019**

(51) **LOC (13) Cl.** ..... **14-03**

(52) **U.S. Cl.**  
USPC ..... **D14/253**

(58) **Field of Classification Search**  
USPC ..... D14/217, 251–253, 447, 452, 432–434,  
D14/440; D12/415; D3/218; D8/349,  
D8/363, 394–396  
CPC ..... H04M 1/02; H04M 1/04; B60R 11/02;  
F16M 11/00; F16M 11/04; F16M 11/06;  
F16M 13/02; F16M 13/00; H05K 7/00;  
H05K 5/02; A47G 1/17  
See application file for complete search history.

(56) **References Cited**

**U.S. PATENT DOCUMENTS**

D595,130 S \* 6/2009 Bizzell ..... D9/434  
D597,828 S \* 8/2009 Tanaka ..... D8/354

D608,189 S \* 1/2010 Jackson ..... D8/395  
D708,187 S \* 7/2014 Xiang ..... D14/447  
D777,022 S \* 1/2017 Barnett ..... D8/394  
D783,593 S \* 4/2017 Chen ..... D14/253  
D802,404 S \* 11/2017 Turksu ..... D8/373  
D807,339 S \* 1/2018 Lan ..... D14/253  
D818,808 S \* 5/2018 Barnett ..... D8/394  
D852,188 S \* 6/2019 He ..... D14/253  
D866,548 S \* 11/2019 Tan ..... D14/253  
D873,260 S \* 1/2020 Dang ..... D14/253

\* cited by examiner

*Primary Examiner* — Janice Hallmark

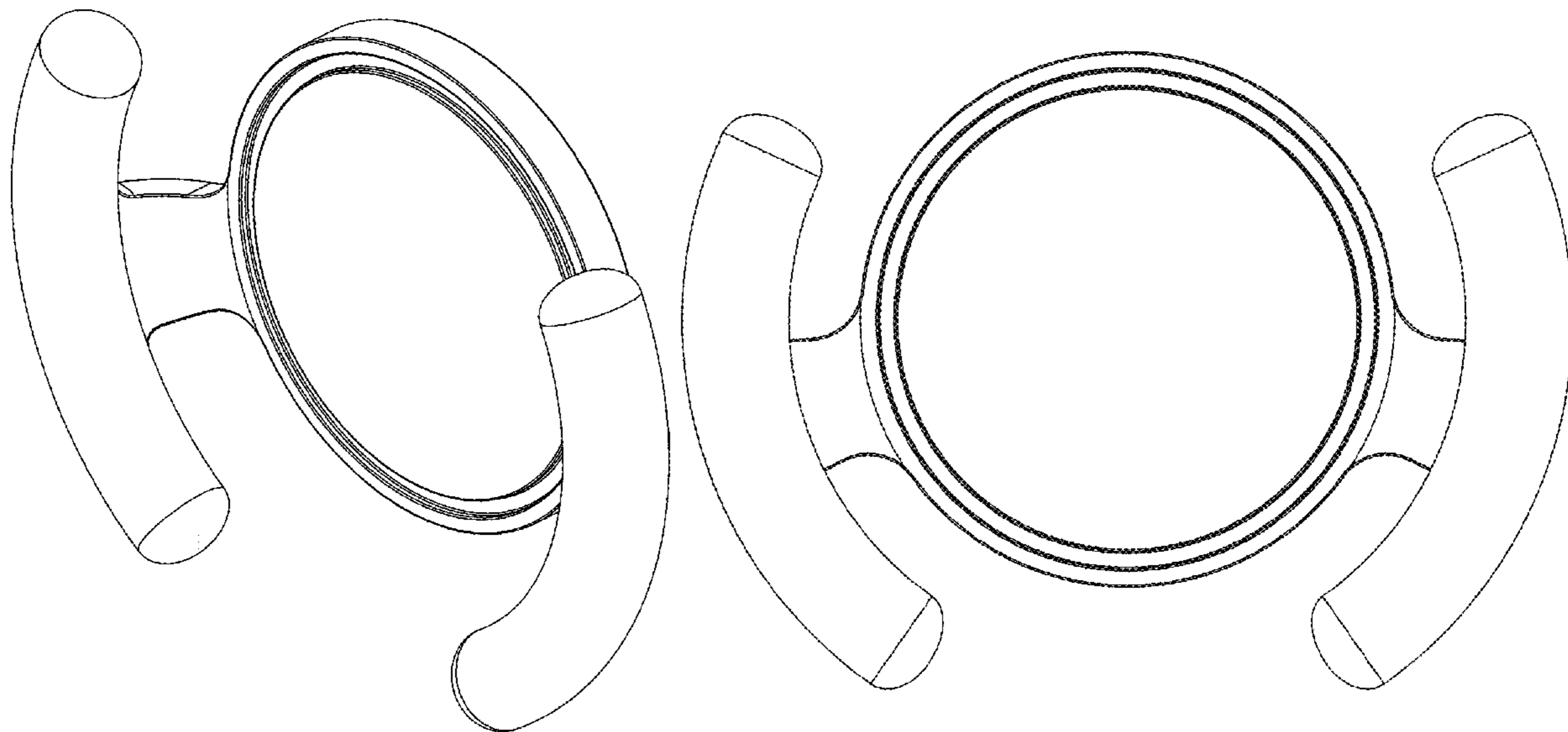
(57) **CLAIM**

The ornamental design for a telephone holder, as shown and described.

**DESCRIPTION**

FIG. 1 is an isometric view of a telephone holder, showing my new design;  
FIG. 2 is a front view of the telephone holder;  
FIG. 3 is a right-side view of the telephone holder;  
FIG. 4 is a top view of the telephone holder;  
FIG. 5 is a rear view of the telephone holder;  
FIG. 6 is a left-side view of the telephone holder; and,  
FIG. 7 is a bottom view of the telephone holder.

**1 Claim, 7 Drawing Sheets**



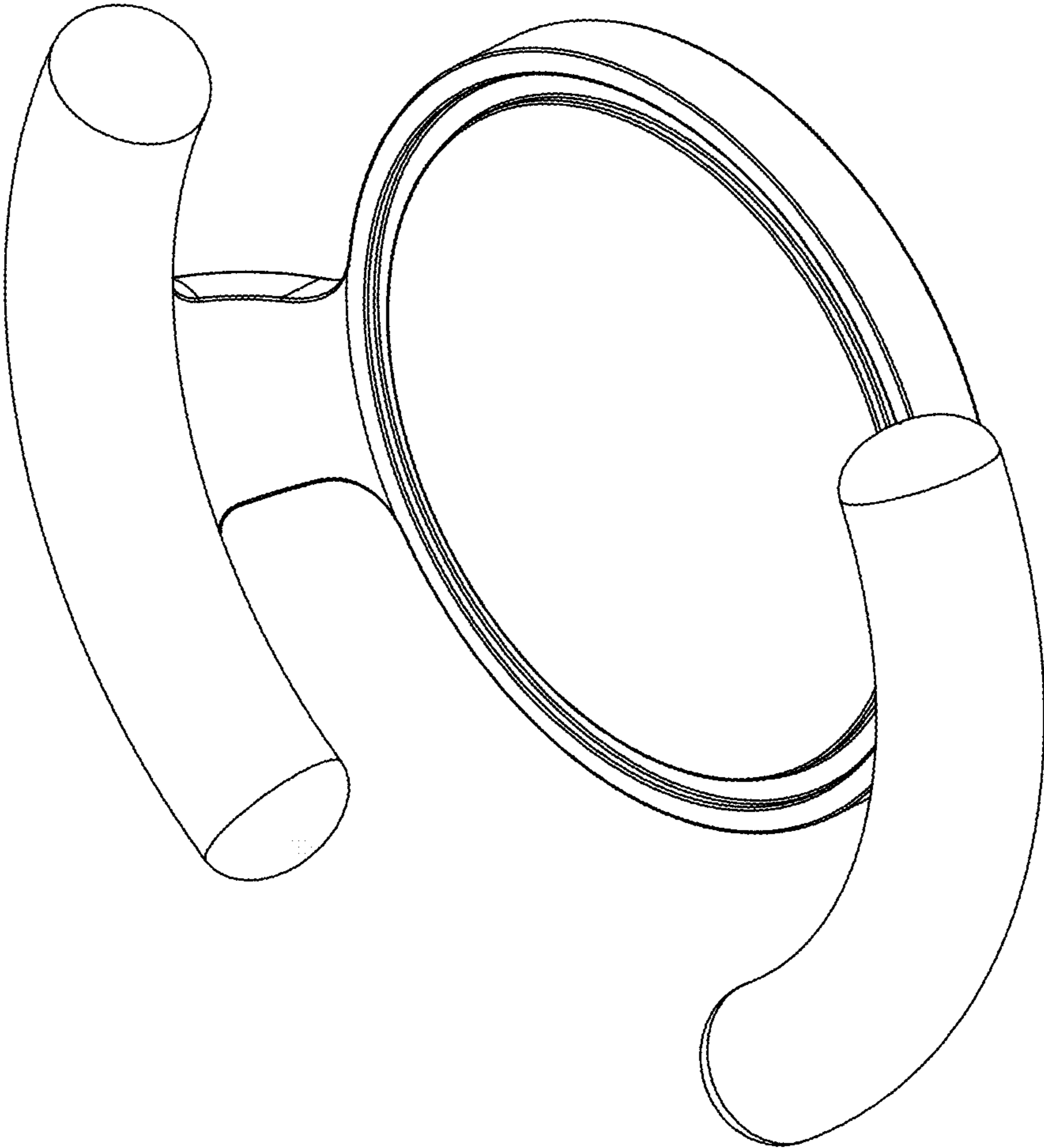


Fig. 1




Fig. 2

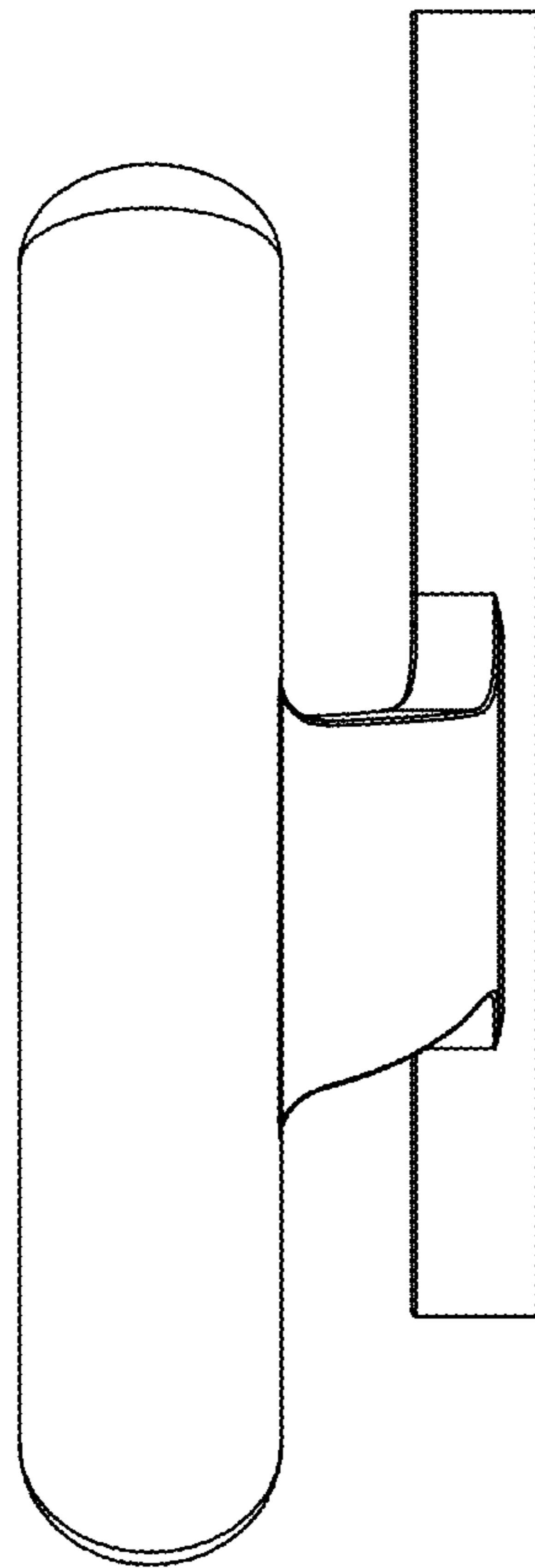


Fig. 3




Fig. 4




Fig. 5

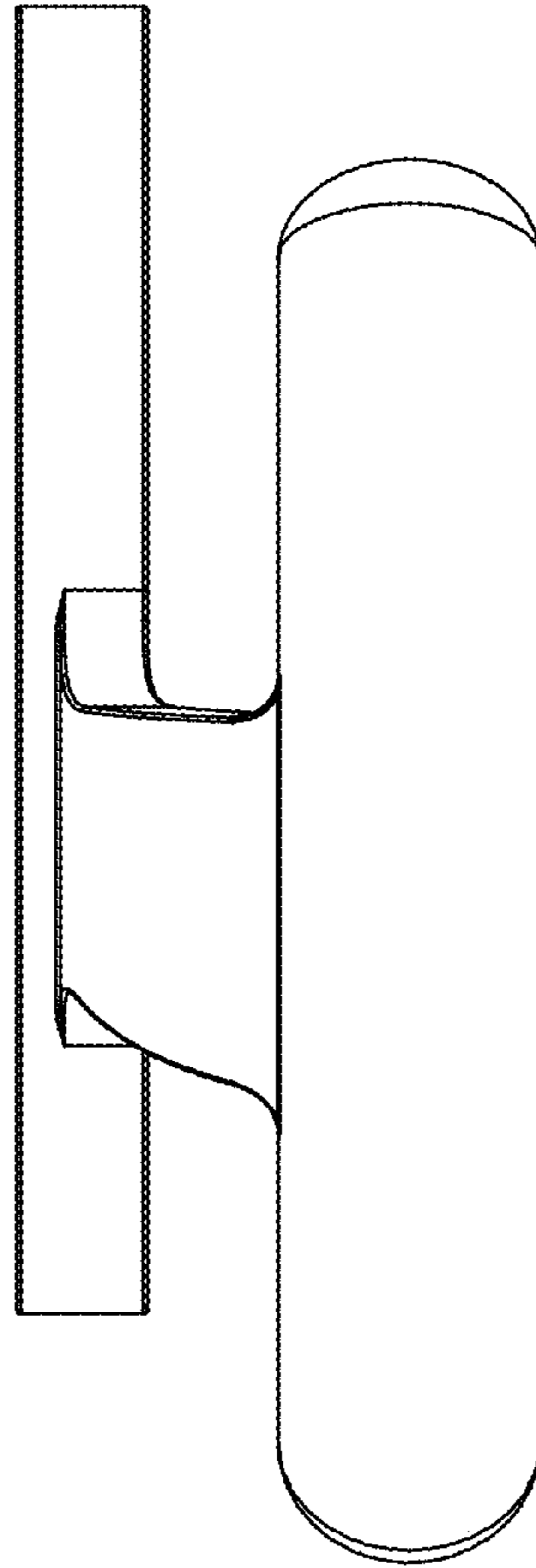


Fig. 6



Fig. 7