



US00D913269S

(12) **United States Design Patent**
Weng

(10) **Patent No.:** **US D913,269 S**
(45) **Date of Patent:** **** Mar. 16, 2021**

(54) **PROTECTIVE CASE FOR MOBILE COMMUNICATIONS DEVICE**

(71) Applicant: **Shenzhen Guangyipeng Technology Co., Limited.**, Shenzhen (CN)

(72) Inventor: **Jie Weng**, Shenzhen (CN)

(73) Assignee: **Shenzhen Guangyipeng Technology Co., Ltd.**, Shenzhen (CN)

(**) Term: **15 Years**

(21) Appl. No.: **29/659,237**

(22) Filed: **Aug. 7, 2018**

(51) **LOC (13) Cl.** **14-03**

(52) **U.S. Cl.**
USPC **D14/250**

(58) **Field of Classification Search**
USPC D14/203.3–203.7, 439, 251–253, 447, D14/217, 240, 238.1, 250, 440, 248; D13/103, 107–108, 119; D3/201, 218, D3/247, 249, 269, 273, 301, 303
CPC H04B 1/3888; A45C 1/06; A45C 11/00; A45C 13/02; A45C 2011/002; A45F 2005/026; A45F 2200/0525; A45F 2200/0516; H04M 1/0283; H04M 1/0202
See application file for complete search history.

(56) **References Cited**

U.S. PATENT DOCUMENTS

- D459,346 S * 6/2002 Powell D14/250
- D565,291 S * 4/2008 Brandenburg D3/218
- D613,282 S * 4/2010 Richardson D14/250
- D617,784 S * 6/2010 Richardson D14/250
- D619,130 S * 7/2010 Fellig D14/250
- D623,179 S * 9/2010 Richardson D14/250
- D626,119 S * 10/2010 Fellig D14/250
- D628,568 S * 12/2010 Richardson D14/250
- D642,169 S * 7/2011 Andre D14/250
- D677,251 S * 3/2013 Melanson D14/250

- D681,613 S * 5/2013 Magness D14/238.1
- D697,902 S * 1/2014 Fathollahi D14/250
- D702,221 S * 4/2014 Vandiver D14/250
- D705,209 S * 5/2014 Feller D14/250
- D709,060 S * 7/2014 Melanson D14/250

(Continued)

Primary Examiner — Carla J Wright

(74) *Attorney, Agent, or Firm* — Wang Law Firm, Inc.

(57) **CLAIM**

The ornamental design for a protective case for mobile communications device, as shown and described.


DESCRIPTION

FIG. 1 is a front view of a protective case for mobile communications device showing my new design; FIG. 2 is a rear view thereof; FIG. 3 is a left view thereof; FIG. 4 is a right view thereof; FIG. 5 is a top view thereof; FIG. 6 is a bottom view thereof; FIG. 7 is a front perspective view thereof; FIG. 8 is a rear perspective view thereof; and, FIG. 9 is an exploded front perspective view showing the front and rear components of the case separated for clarity of disclosure.

For clarity of disclosure, the components of the protective case for mobile communications device are shown separated in FIG. 9. Although the protective case for mobile communications device, in which the claimed design is embodied, consists of a front component and a rear component, the claim is directed to the overall ornamental appearance of the case in its entirety and does not extend to the ornamental appearance of each of the individual components in isolation.

The broken lines in the drawing figures depict portions of the protective case for mobile communications device that form no part of the claimed design.

1 Claim, 9 Drawing Sheets



(56)

References Cited

U.S. PATENT DOCUMENTS

D725,117	S	*	3/2015	Melanson	D14/440
D741,335	S	*	10/2015	Bastian	D14/440
D772,856	S	*	11/2016	Taylor	D14/250
D773,447	S	*	12/2016	Taylor	D14/250
D776,098	S	*	1/2017	Poon	D14/250
D808,378	S	*	1/2018	Witter	D14/250
D830,357	S	*	10/2018	Hori	D14/250
D831,636	S	*	10/2018	Zhu	D14/250
D848,995	S	*	5/2019	Zhu	D14/250
2013/0273944	A1	*	10/2013	Wilson	H04M 1/026 455/457
2016/0073748	A1	*	3/2016	Magness	A45C 13/008 224/191

* cited by examiner




FIG. 1

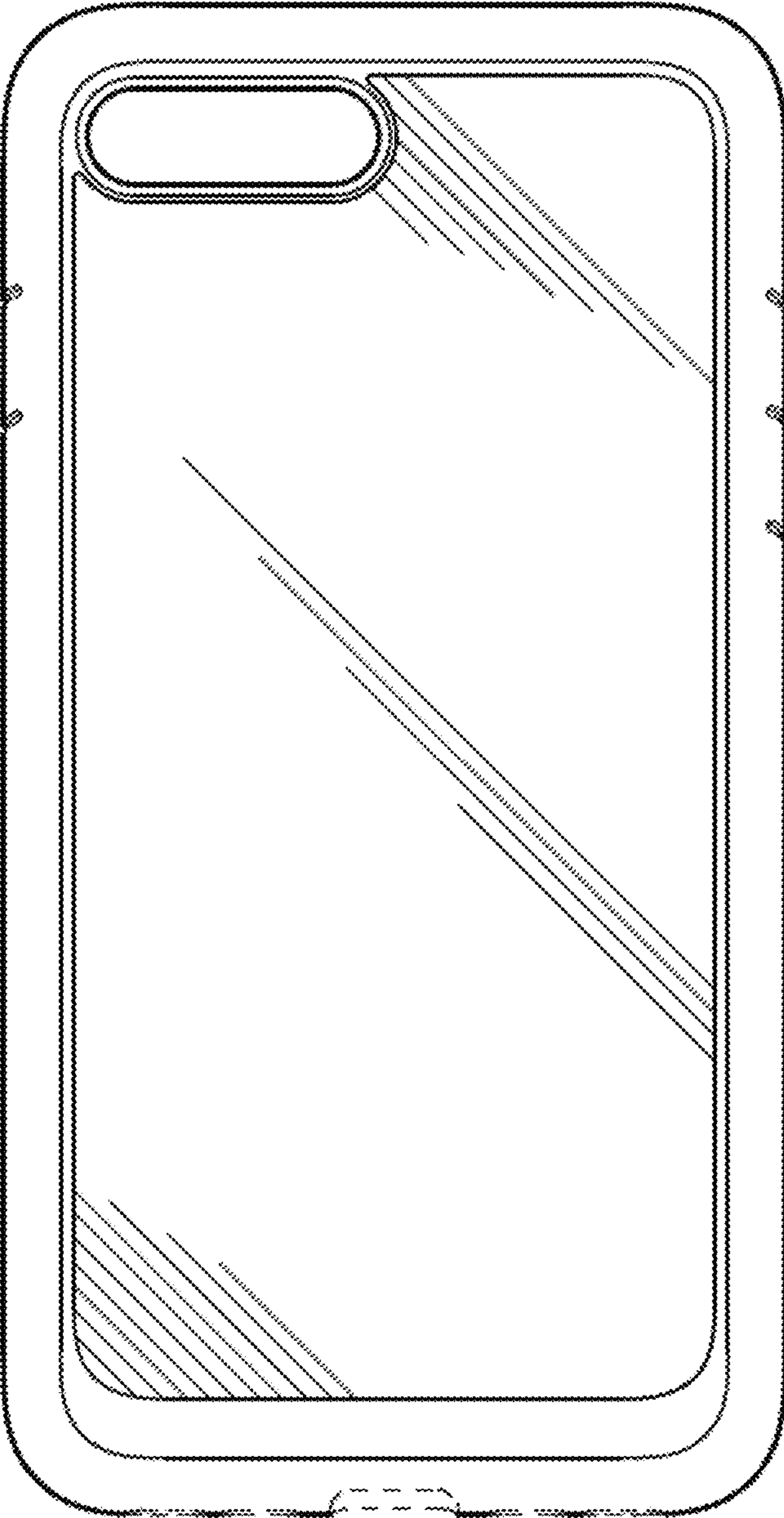


FIG. 2




FIG. 3




FIG. 4



FIG. 5



FIG. 6




FIG. 7

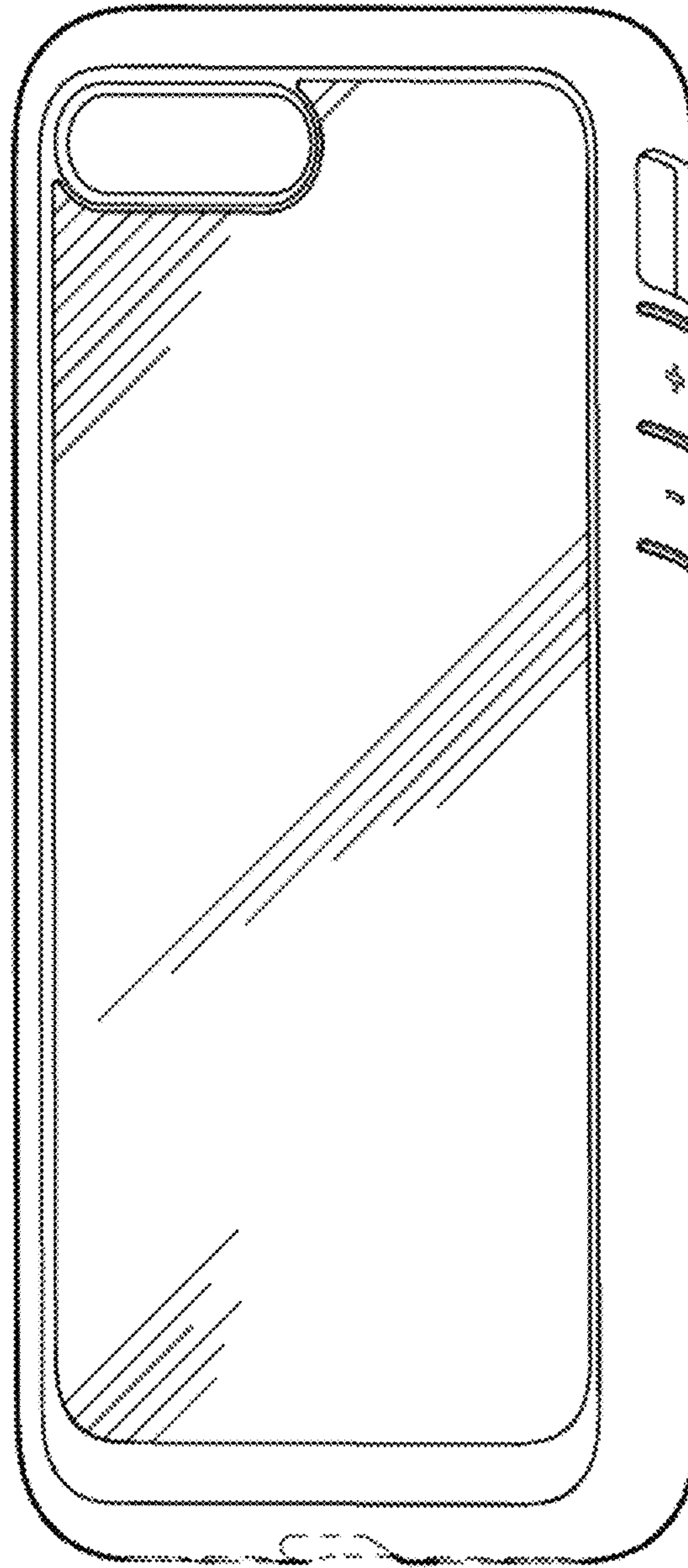


FIG. 8




FIG. 9