



US00D913261S

(12) **United States Design Patent**
Chen

(10) **Patent No.:** **US D913,261 S**

(45) **Date of Patent:** **** Mar. 16, 2021**

(54) **RECORDING DEVICE**

(71) Applicant: **Yusheng Chen**, Shenzhen (CN)

(72) Inventor: **Yusheng Chen**, Shenzhen (CN)

(**) Term: **15 Years**

(21) Appl. No.: **29/747,109**

(22) Filed: **Aug. 19, 2020**

(51) **LOC (13) Cl.** **14-01**

(52) **U.S. Cl.**
USPC **D14/167**

(58) **Field of Classification Search**

USPC D14/167, 154, 168, 188, 496, 156, 160,
D14/161, 162, 163, 164, 165, 158, 203.1,
D14/341, 346, 342, 345, 225, 226, 228,
D14/227, 214; 455/351, 350; D19/60,
D19/62; D21/330; 369/44.14, 44.32;
700/94; D16/202

CPC H04N 13/004; H04N 5/85; H04N 9/8227;
H04N 13/0055; H04N 19/597; H04N
19/61; H04N 21/42646; H04N 21/4325;
H04N 1/234327; G11B 27/034; G11B
27/11

See application file for complete search history.

(56) **References Cited**

U.S. PATENT DOCUMENTS

D486,469 S * 2/2004 Morita D14/167
D533,863 S * 12/2006 Yamaji D14/167

D577,707 S * 9/2008 Lee D14/158
D580,907 S * 11/2008 Ollila D14/167
D598,891 S * 8/2009 Naito D14/167
D618,660 S * 6/2010 Whang D14/167
D635,545 S 4/2011 Sakai
D646,261 S * 10/2011 Hayashi D14/167
D649,524 S * 11/2011 Miyazaki D14/167
D655,270 S * 3/2012 Jain D14/167
D709,854 S * 7/2014 Pan D14/167
D805,052 S * 12/2017 Suzuki D14/167

* cited by examiner

Primary Examiner — Austin Murphy

(74) *Attorney, Agent, or Firm* — W&K IP

(57) **CLAIM**

The ornamental design for a recording device, as shown and described.

DESCRIPTION

FIG. 1 is a perspective view of a recording device showing my new design;

FIG. 2 is a front view thereof;

FIG. 3 is a rear view thereof;

FIG. 4 is a left side view thereof;

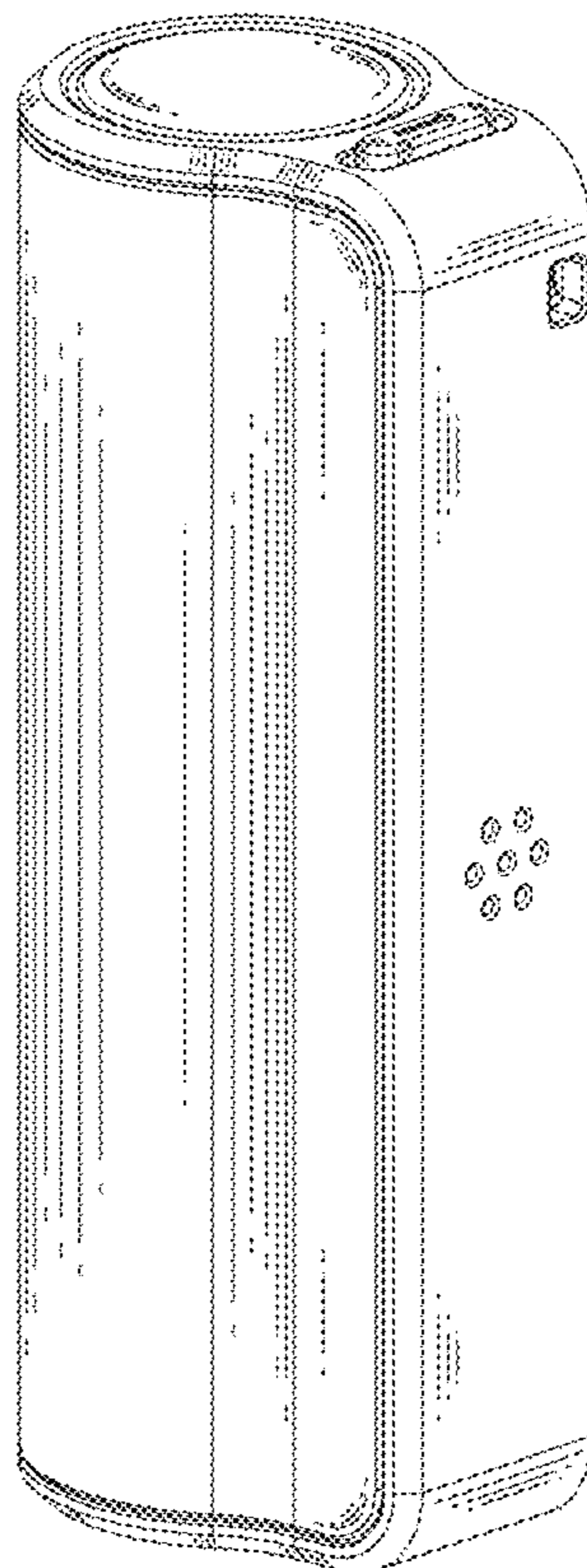
FIG. 5 is a right side view thereof;

FIG. 6 is a top plan view thereof;

FIG. 7 is a bottom plan view thereof; and,

FIG. 8 is another perspective view thereof.

1 Claim, 8 Drawing Sheets



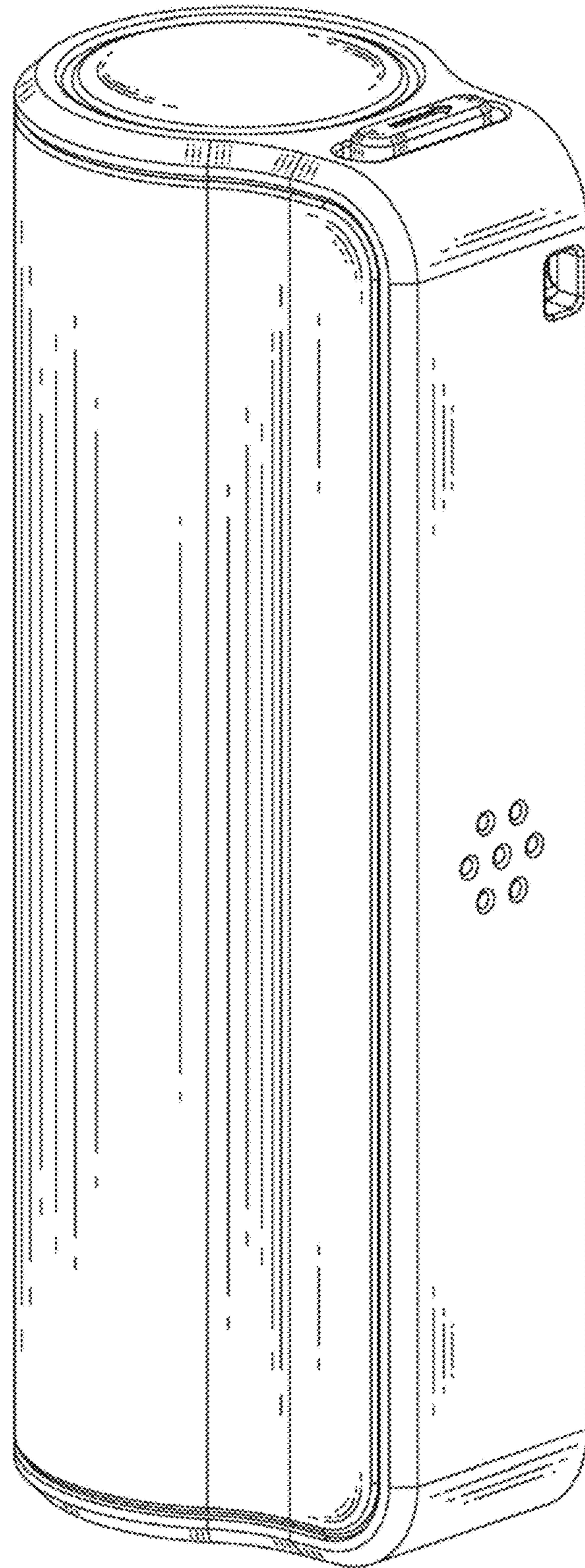


FIG. 1




FIG. 2




FIG. 3

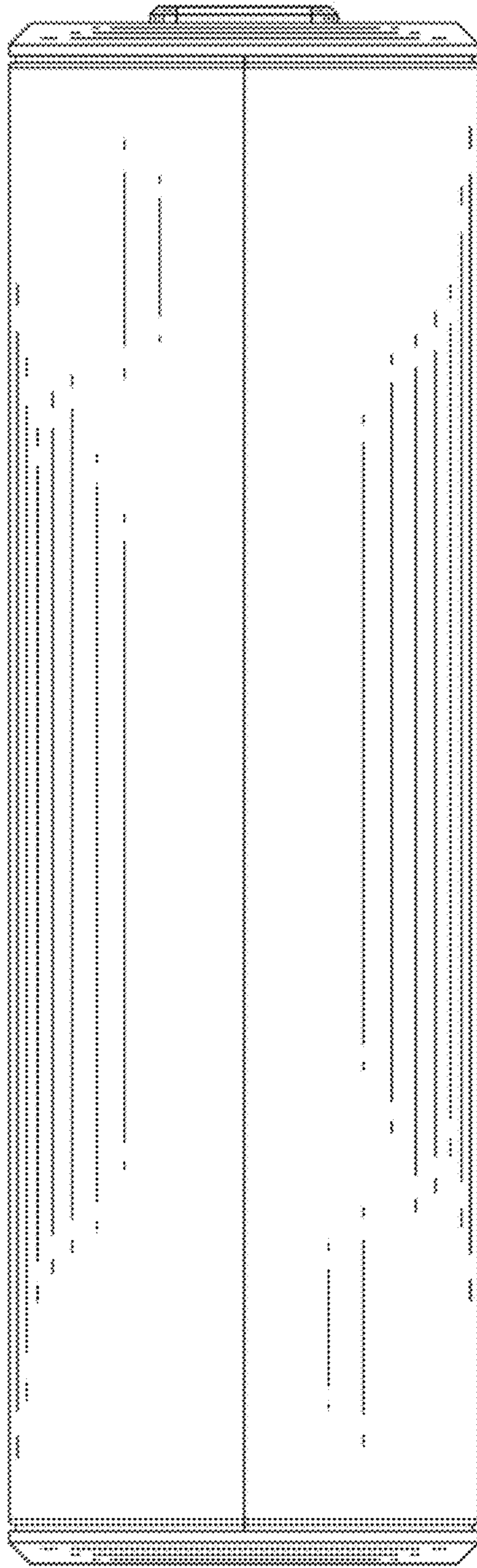


FIG. 4

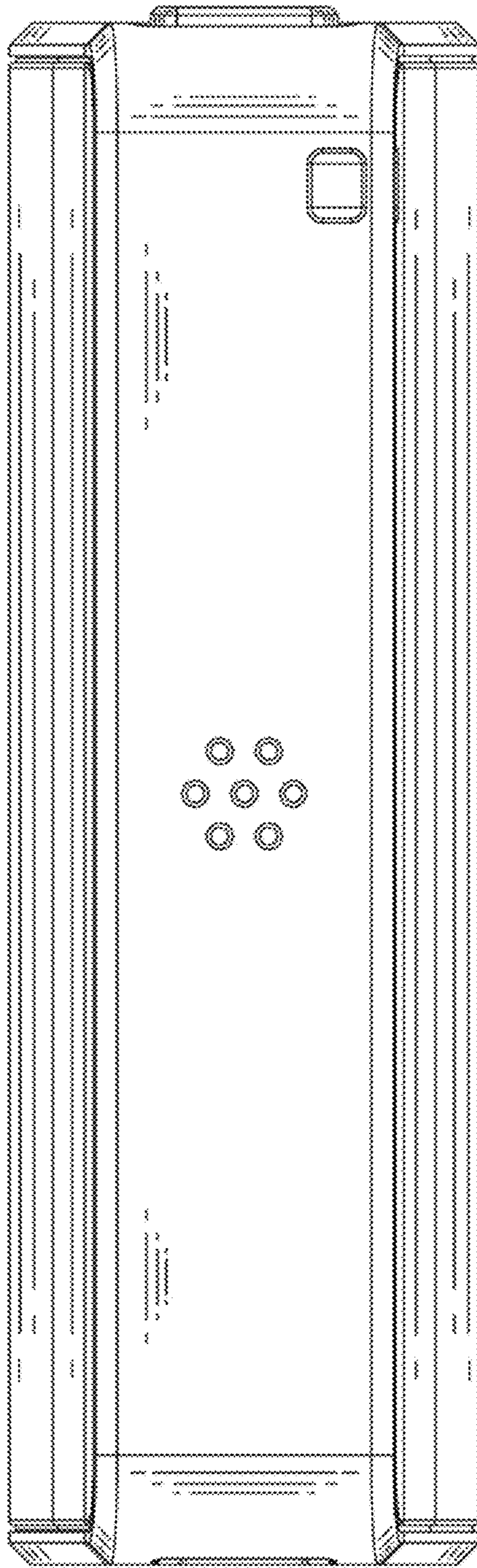


FIG. 5

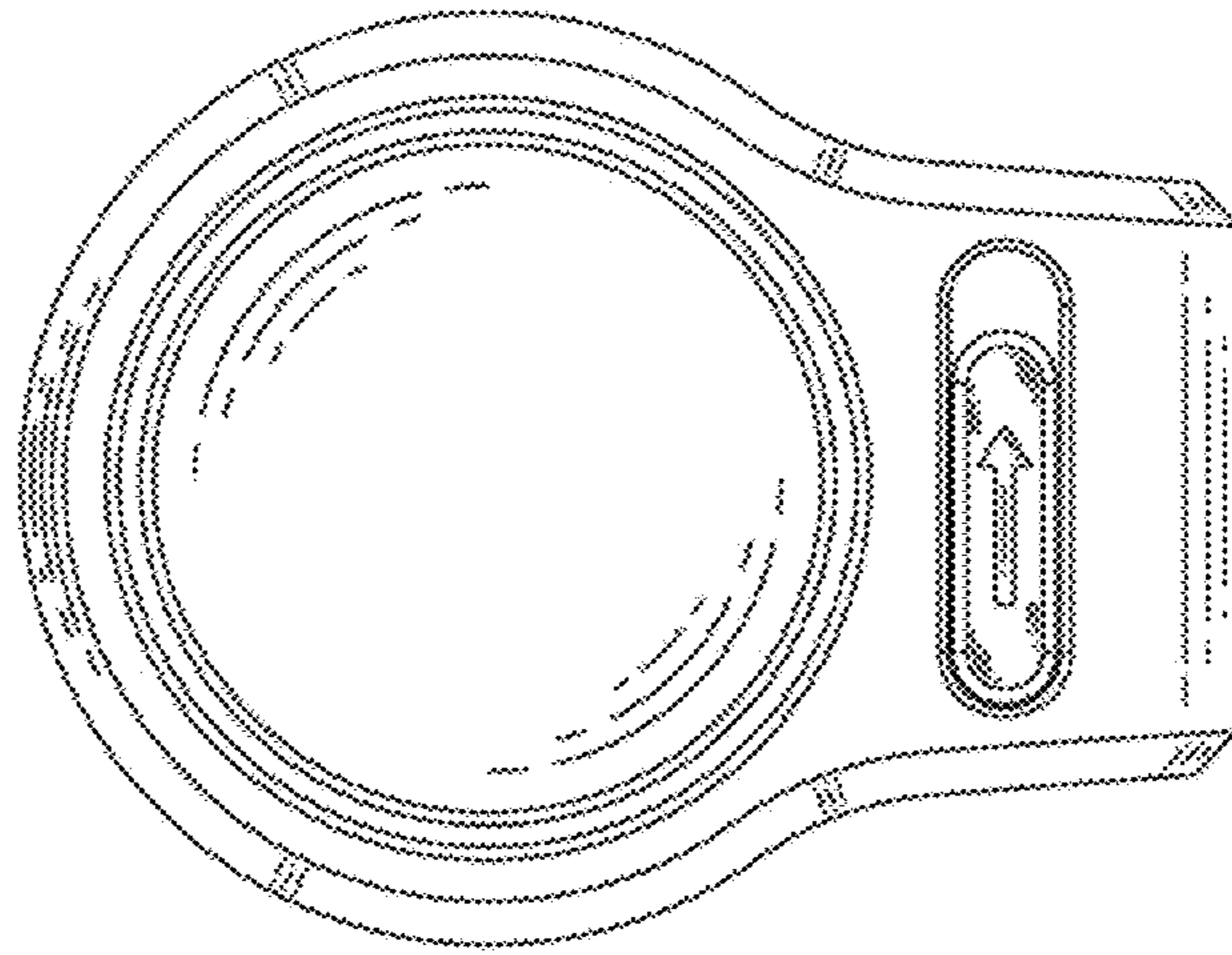


FIG. 6

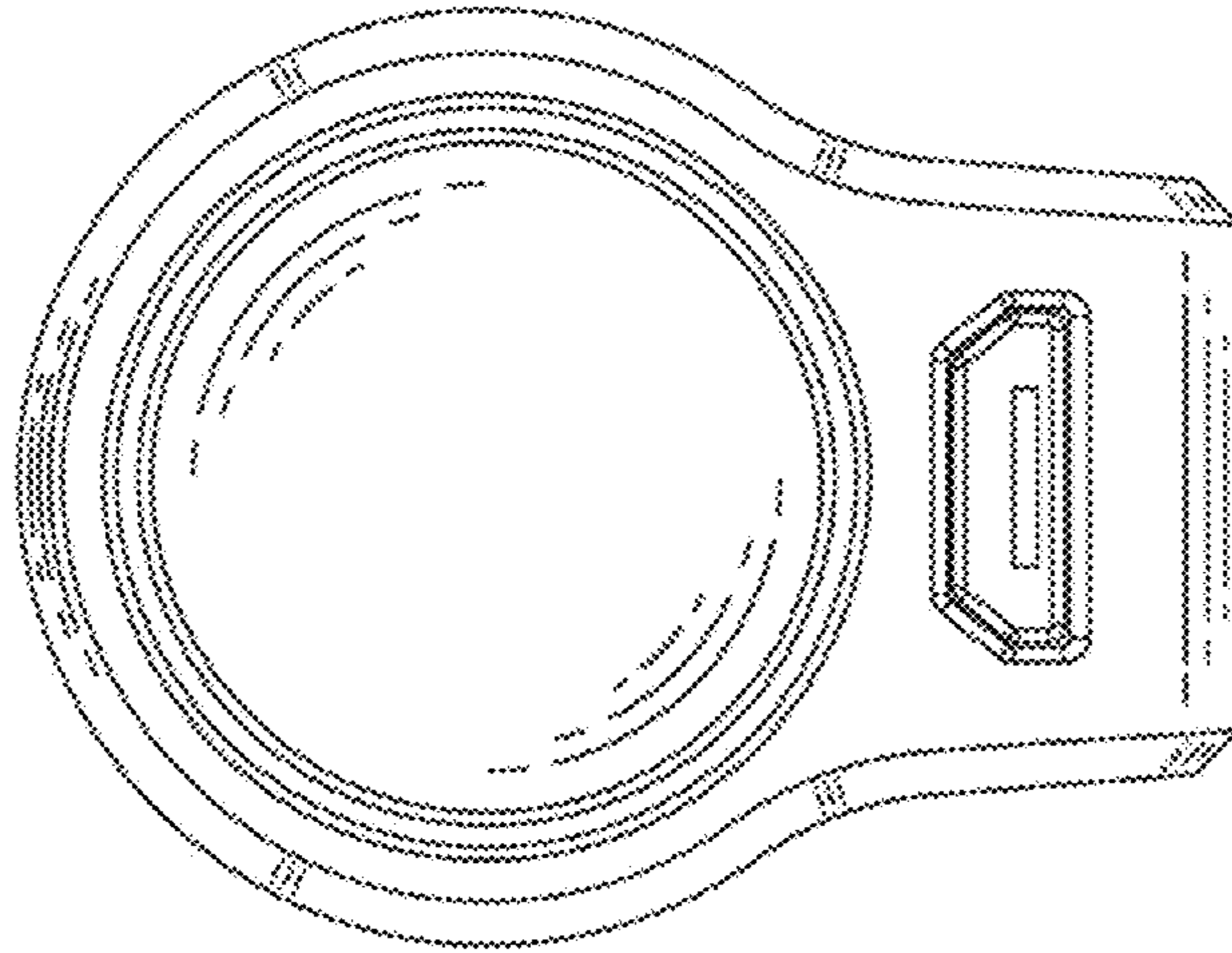


FIG. 7




FIG. 8