



US00D913242S

(12) **United States Design Patent** (10) **Patent No.:** **US D913,242 S**
Salas et al. (45) **Date of Patent:** **** Mar. 16, 2021**

(54) **USB TYPE-C RECEPTACLE**

(71) Applicant: **Eaton Intelligent Power Limited**,
Dublin (IE)

(72) Inventors: **Luis F. Salas**, Fayetteville, GA (US);
Brandon Jeremy Rogers, Senoia, GA
(US); **Saivaraprasad Murahari**,
Peachtree City, GA (US); **Sushant Dilip
Raut**, Maharashtra (IN)

D425,872 S 5/2000 Johnston et al.
D436,081 S 1/2001 Jackson et al.
D437,922 S 2/2001 Jackson et al.
D451,479 S 12/2001 Bateson et al.
D462,056 S 8/2002 Chung
D463,794 S 10/2002 Hung
D500,755 S 1/2005 Chung
D509,214 S 9/2005 Chung
D515,448 S 2/2006 Nelson et al.
D542,223 S 5/2007 Bazayev et al.

(Continued)

(73) Assignee: **EATON INTELLIGENT POWER
LIMITED**, Dublin (IE)

(**) Term: **15 Years**

(21) Appl. No.: **29/690,488**

(22) Filed: **May 8, 2019**

Related U.S. Application Data

(62) Division of application No. 29/572,982, filed on Aug.
2, 2016, now Pat. No. Des. 853,333.

(51) **LOC (13) Cl.** **13-03**

(52) **U.S. Cl.**
USPC **D13/133**

(58) **Field of Classification Search**
USPC ... D13/139.1–139.8, 137.1–137.4, 152, 110,
D13/138.1–138.2
CPC H01R 13/447; H01R 13/502; H01R 27/02;
H02B 1/0523; H02H 3/16; F21V 15/01
See application file for complete search history.

(56) **References Cited**

U.S. PATENT DOCUMENTS

5,244,397 A 9/1993 Anhalt
D366,849 S 2/1996 Wilkinson et al.
D401,558 S 11/1998 Almond
D419,531 S 1/2000 Keung et al.
D425,492 S 5/2000 Johnston et al.

OTHER PUBLICATIONS

“USB C Charger, ESR 2-Port” reference dated Dec. 16, 2020 by
RMS—found on the internet at: <https://www.yoybuy.com/pd/Mv1TvHIBCCzygQc7fNqu.html>.*

(Continued)

Primary Examiner — Rhea Shields

(74) *Attorney, Agent, or Firm* — Eckert Seamans Cherin
& Mellott, LLC

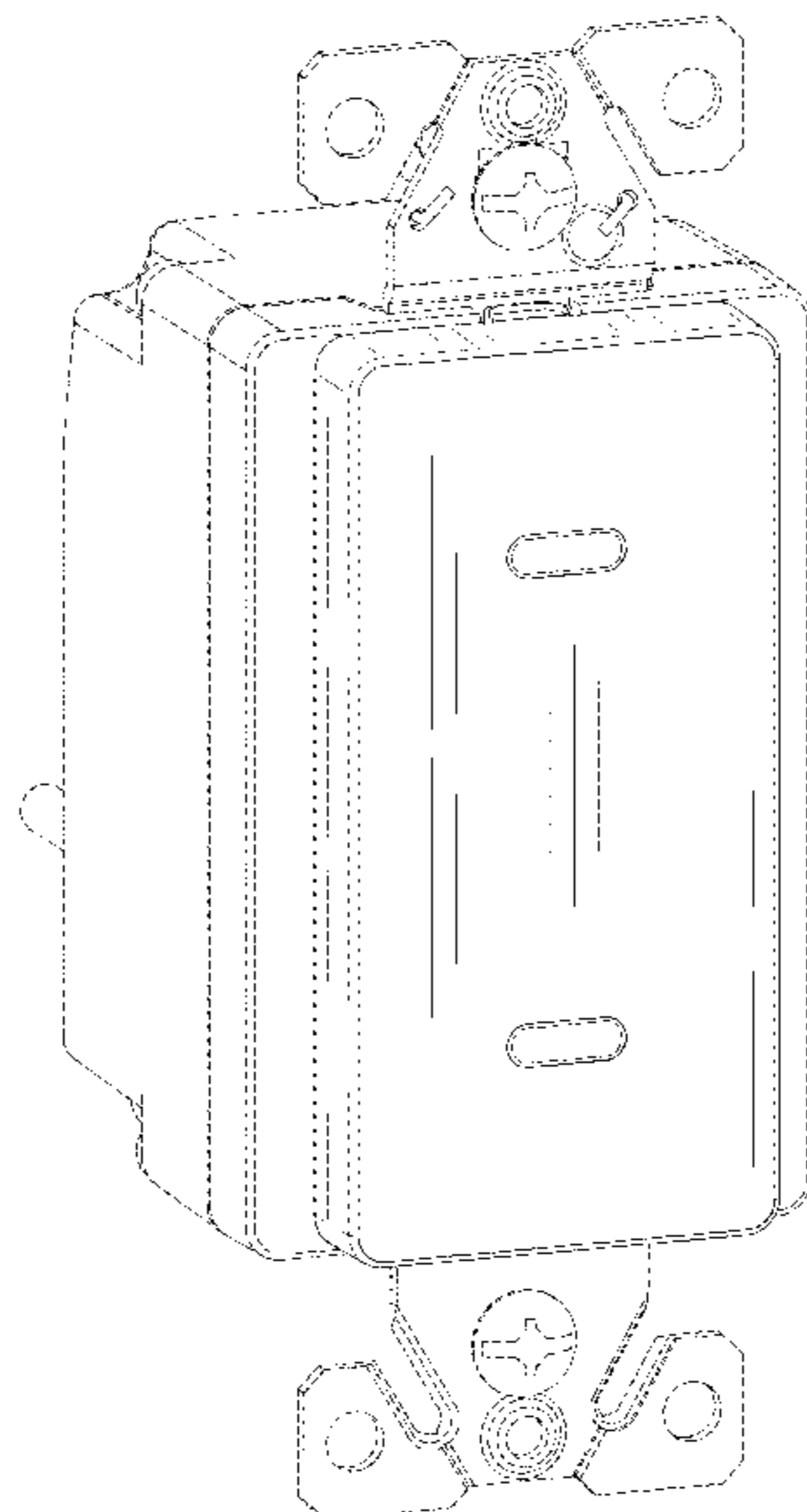
(57) **CLAIM**

The ornamental design for a USB type-C receptacle, as
shown and described.

DESCRIPTION

FIG. 1 is an isometric view of the USB type-C receptacle;
FIG. 2 is another isometric view of the USB type-C recep-
tacle;
FIG. 3 is a front view of the USB type-C receptacle;
FIG. 4 is a left side view of the USB type-C receptacle;
FIG. 5 is a right side view of the USB type-C receptacle;
FIG. 6 is a back view of the USB type-C receptacle;
FIG. 7 is a top view of USB type-C receptacle; and,
FIG. 8 is a bottom view of the USB type-C receptacle.
In the drawings, the broken lines are for the purpose of
illustrating portions of the USB type-C Receptacle that
forms no part of the claimed design.

1 Claim, 8 Drawing Sheets



(56)

References Cited

U.S. PATENT DOCUMENTS

D544,840 S 6/2007 Hargreaves et al.
 D545,272 S 6/2007 Zhang et al.
 D545,764 S 7/2007 Allison
 D553,094 S 10/2007 Pape et al.
 D555,606 S 11/2007 Pape et al.
 D556,694 S 12/2007 Sipe
 D558,683 S 1/2008 Pape et al.
 D562,115 S 2/2008 Michaud et al.
 D571,730 S 6/2008 Kidman
 D579,880 S 11/2008 Birmingham et al.
 D580,740 S 11/2008 Kidman
 7,445,513 B1 11/2008 Lee
 D585,838 S 2/2009 Tiedemann et al.
 D595,664 S 7/2009 Simard et al.
 D599,190 S 9/2009 Huang
 D601,514 S 10/2009 Lin
 7,611,364 B2 11/2009 Kidman
 D638,357 S * 5/2011 Sasada D13/110
 D645,443 S 9/2011 Maruyama et al.
 D646,954 S 10/2011 Azelton et al.
 D648,270 S 11/2011 Jiang
 D655,267 S 3/2012 Daniel
 D662,885 S 7/2012 Hoffman et al.
 D666,973 S 9/2012 Junko et al.
 8,294,028 B2 10/2012 Huang
 D677,221 S 3/2013 McSweyn
 D680,953 S * 4/2013 Kuo D13/137.2
 D686,159 S 7/2013 Takahashi et al.
 D686,577 S 7/2013 Flagello
 D689,825 S 9/2013 Wenji et al.
 D692,830 S 11/2013 Junko et al.
 D693,305 S 11/2013 Kuo et al.
 D693,306 S 11/2013 Chuang et al.
 D701,830 S 4/2014 Edwards
 D702,635 S * 4/2014 Haapaniemi D13/110
 D703,139 S 4/2014 Dodal et al.
 D709,454 S 7/2014 Takamoto et al.
 D709,463 S 7/2014 Junko et al.
 D714,227 S 9/2014 Buck et al.
 D715,225 S 10/2014 Mininger et al.
 D718,243 S 11/2014 Scholeno
 D719,511 S 12/2014 Dodal et al.
 D719,512 S 12/2014 Roy
 D719,915 S 12/2014 McMahan
 D720,295 S 12/2014 Dodal et al.
 D721,330 S 1/2015 Byrne et al.
 D721,653 S 1/2015 Lee et al.
 D730,835 S * 6/2015 Murphy D13/139.1
 D730,836 S 6/2015 Lee et al.
 D731,432 S * 6/2015 Murphy D13/139.1
 D732,719 S 6/2015 Mozdzer
 D733,043 S 6/2015 Hasbrook et al.

9,083,180 B2 * 7/2015 Dodal H02H 3/16
 D740,291 S 10/2015 Turksu et al.
 D742,825 S 11/2015 Tsou
 D744,950 S * 12/2015 Murphy D13/139.1
 D744,952 S 12/2015 Ni
 D751,038 S * 3/2016 Lin D13/137.2
 D754,074 S 4/2016 DeCosta
 D755,128 S 5/2016 Page et al.
 D762,172 S 7/2016 Pignotti
 9,386,718 B2 * 7/2016 Kusumi H02B 1/0523
 D772,879 S 11/2016 Eliyahu
 D775,077 S 12/2016 Xu
 D776,113 S 1/2017 Bierach et al.
 D778,239 S 2/2017 Ni et al.
 D784,930 S 4/2017 Hsu et al.
 D791,714 S 7/2017 Papakos et al.
 D793,339 S 8/2017 Dicks et al.
 D793,343 S 8/2017 Byrne et al.
 D794,575 S 8/2017 Mortun
 D795,195 S 8/2017 Morrison
 D799,423 S 10/2017 Eliyahu
 D799,934 S 10/2017 Poulheim et al.
 D804,429 S 12/2017 Baldwin et al.
 D804,485 S 12/2017 Yang et al.
 D805,479 S 12/2017 Lin
 D812,009 S 3/2018 Hayes et al.
 D812,054 S 3/2018 Bierach et al.
 D813,818 S 3/2018 Ni et al.
 D814,420 S 4/2018 Chen
 D817,885 S * 5/2018 Salas D13/137.2
 D820,211 S * 6/2018 Salas D13/137.2
 D835,587 S * 12/2018 Byrne D13/152
 10,193,285 B1 * 1/2019 Satyanarayanan H01R 27/02
 D853,333 S * 7/2019 Salas D13/139.3
 10,483,679 B1 * 11/2019 Kadam H01R 13/447
 D877,081 S * 3/2020 Salas D13/139.3
 D879,045 S * 3/2020 Kadam D13/139.3
 10,584,831 B2 * 3/2020 Honda F21V 15/01
 D883,220 S * 5/2020 Salas D13/139.3
 D883,221 S * 5/2020 Salas D13/139.3
 D884,643 S * 5/2020 Kadam D13/139.1
 D887,983 S * 6/2020 Altonen D13/139.3
 2019/0027876 A1 * 1/2019 Murahari H01R 13/502

OTHER PUBLICATIONS

“Type-C USB Charger,” found on the Internet on Jan. 14, 2018 by RMS at <https://www.topgreener.com/topgreener-type-c-usb-charger-outlet-4-8a-24w-with-15a-tamper-resistant-duples-receptacle.html>.
 “Type-C USB Charger,” found on the Internet on Jan. 14, 2018 by RMS at <https://www.topgreener.com/type-c-usb-charger-outlet-quick-charge-3-0-.html>.

* cited by examiner

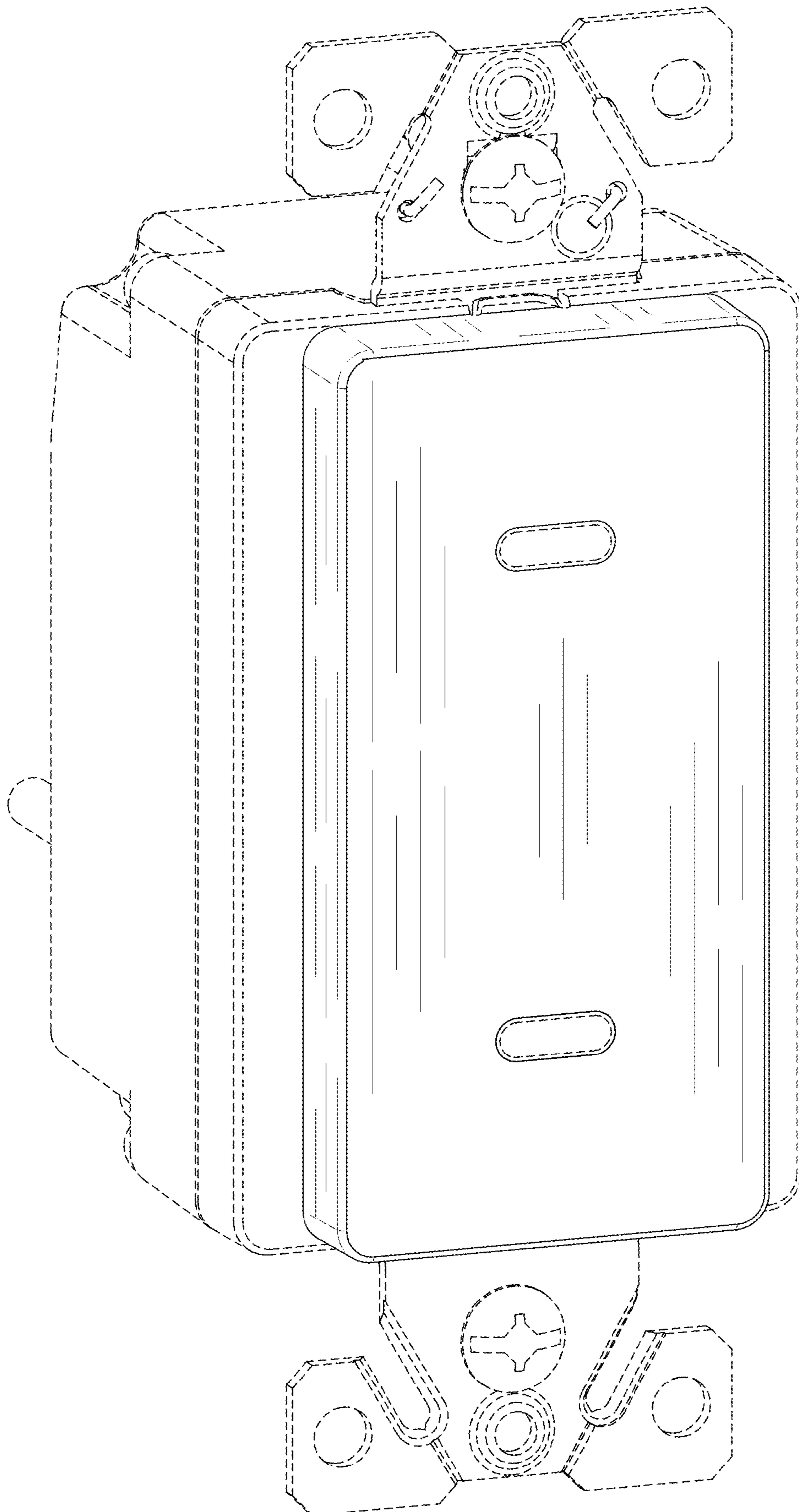


FIG. 1

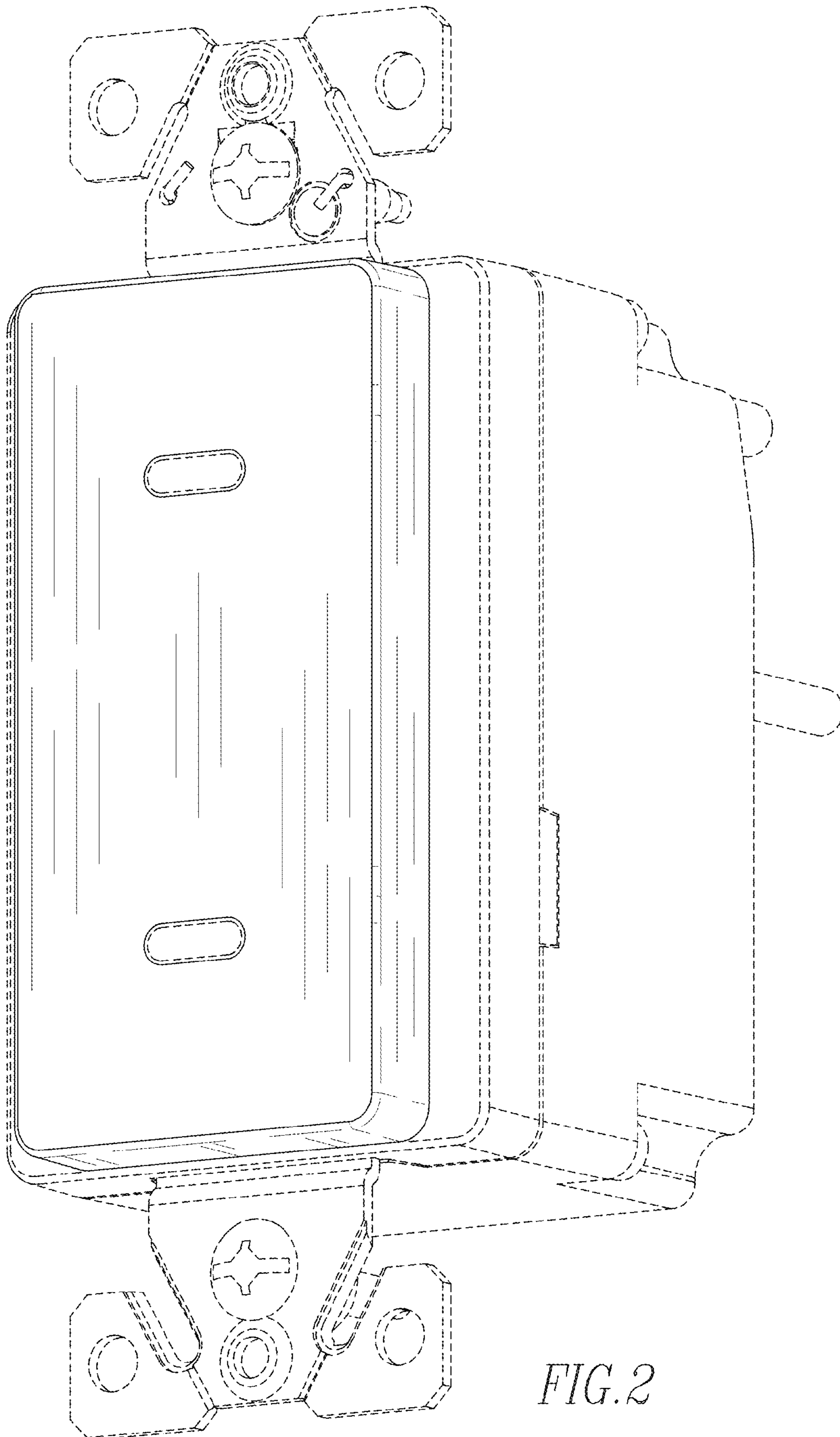


FIG. 2

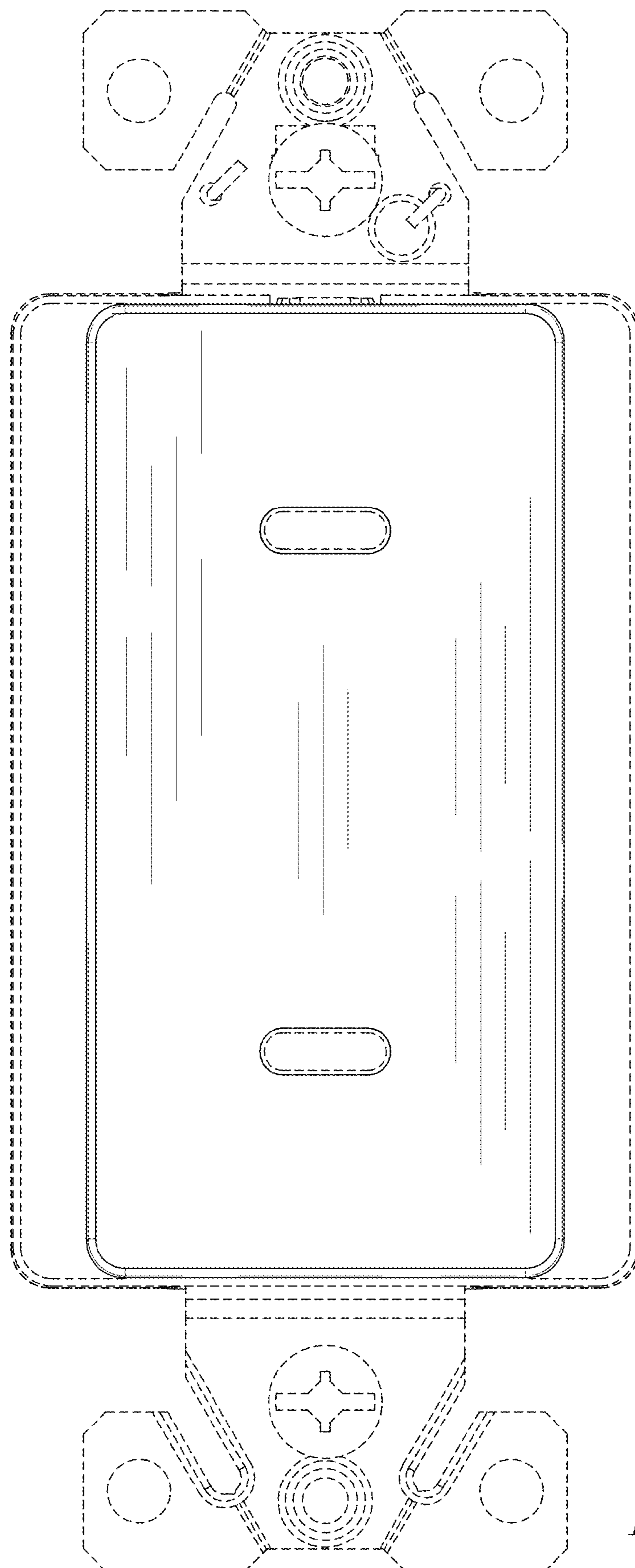


FIG. 3

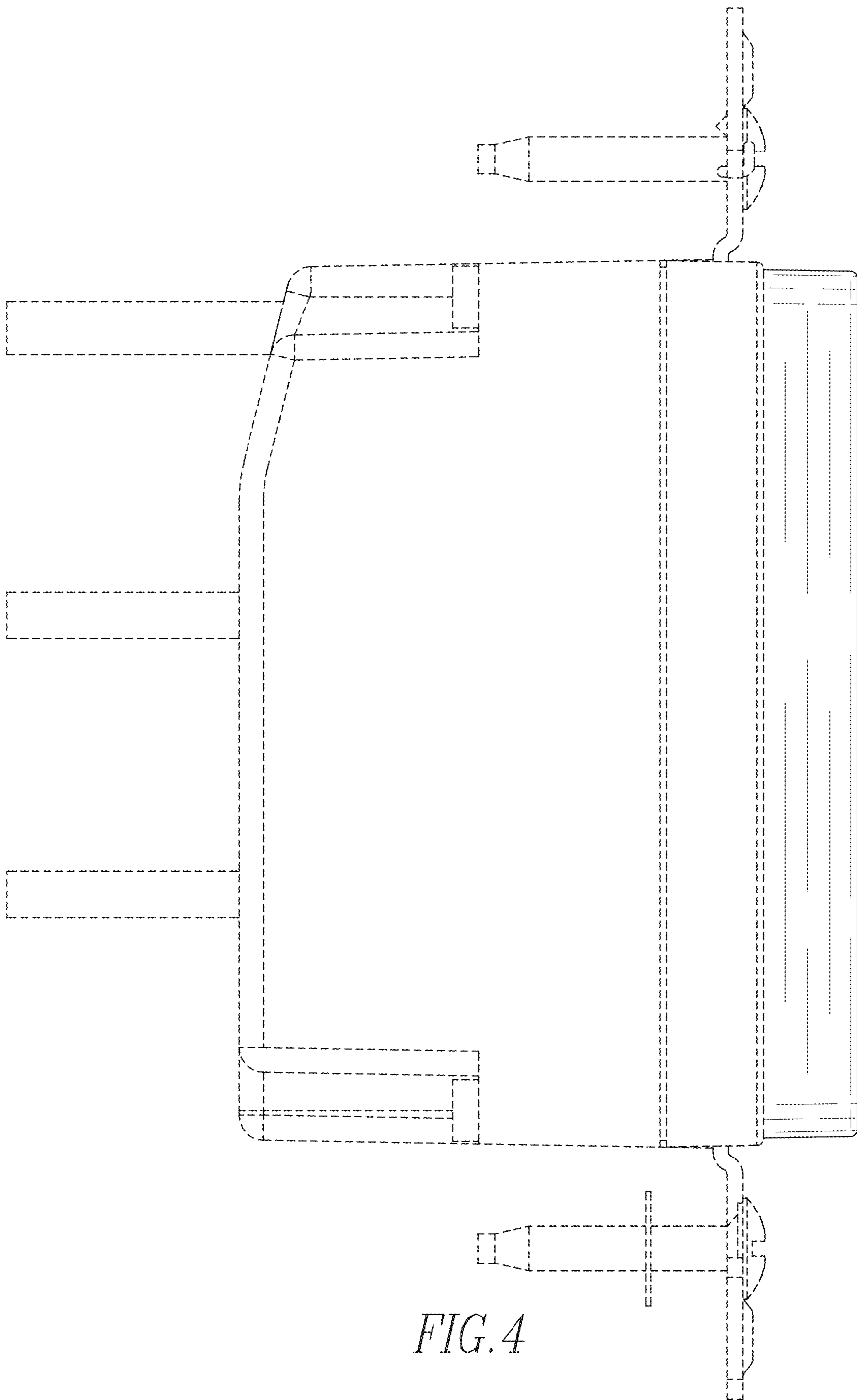


FIG. 4

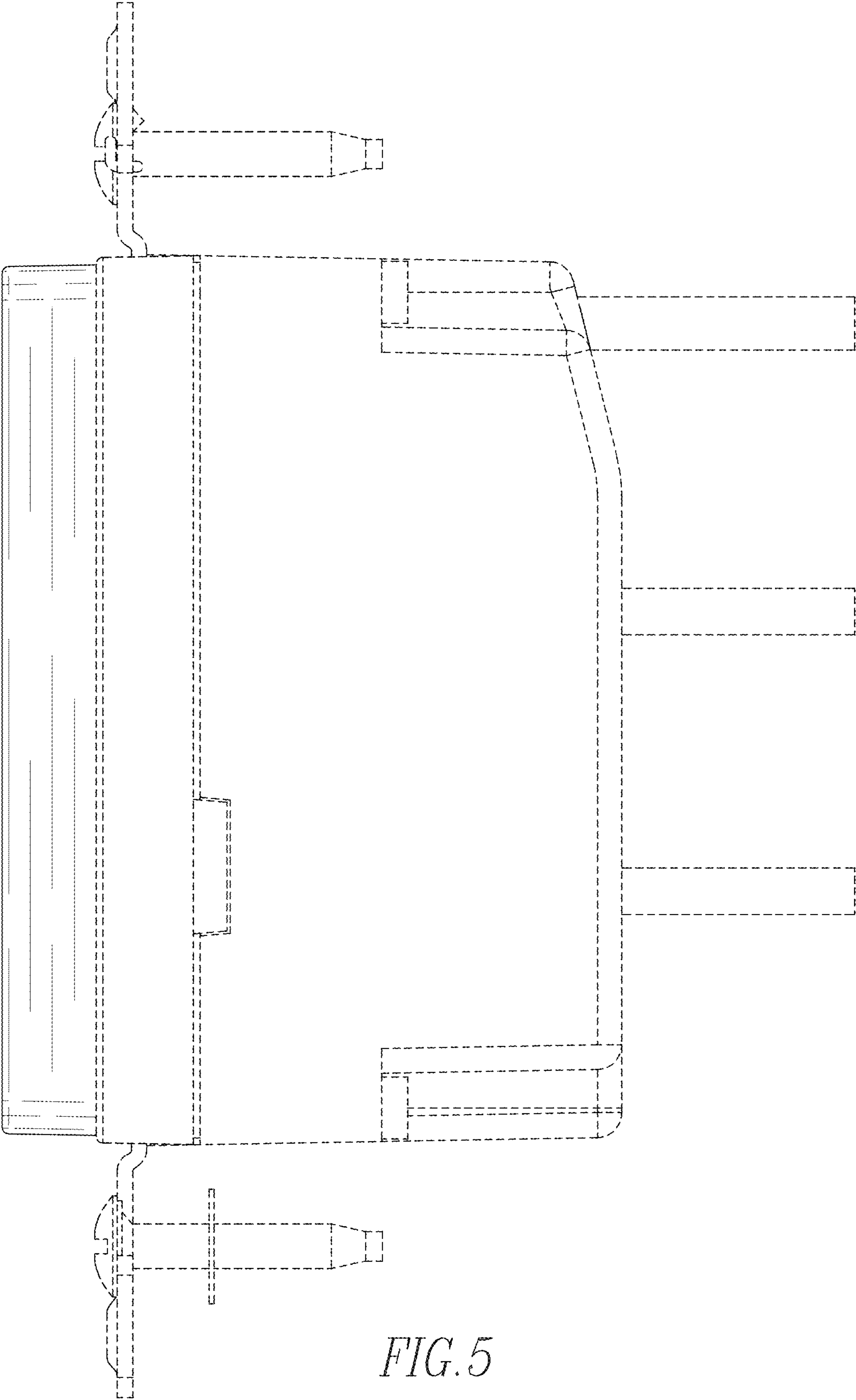


FIG. 5

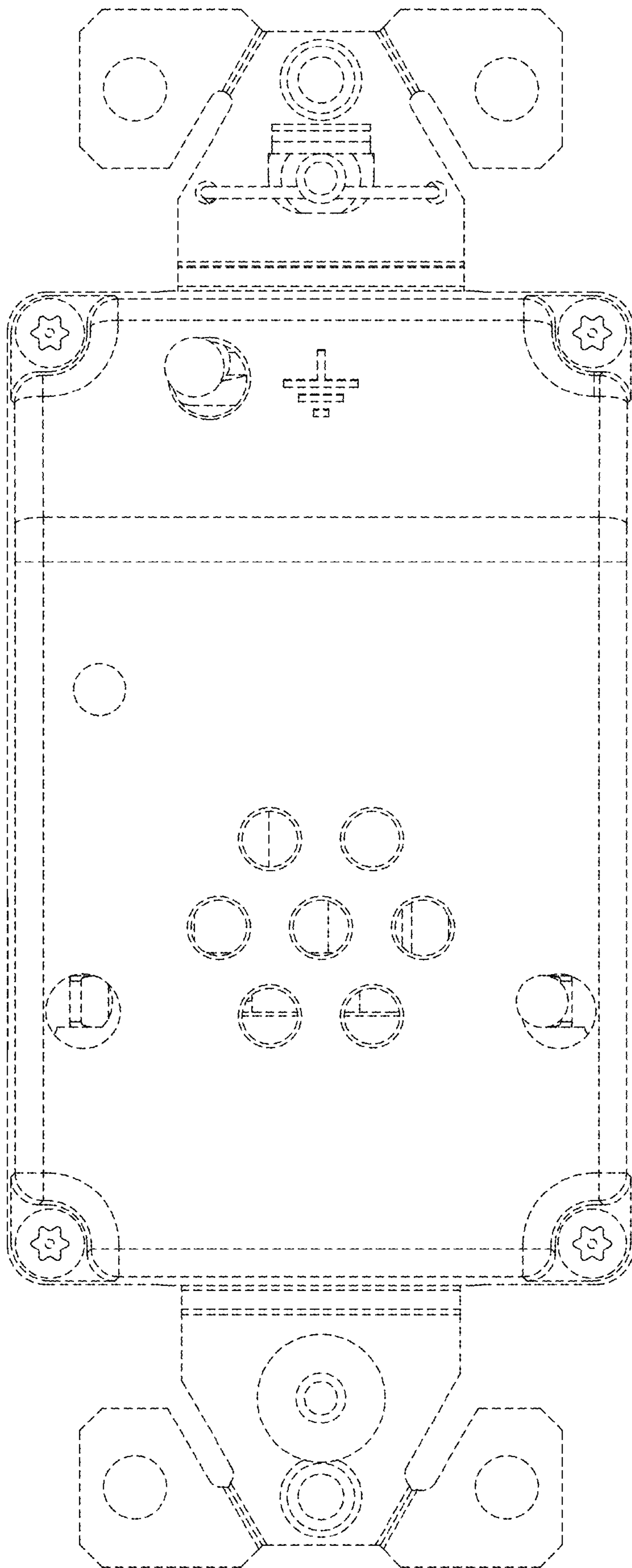


FIG. 6

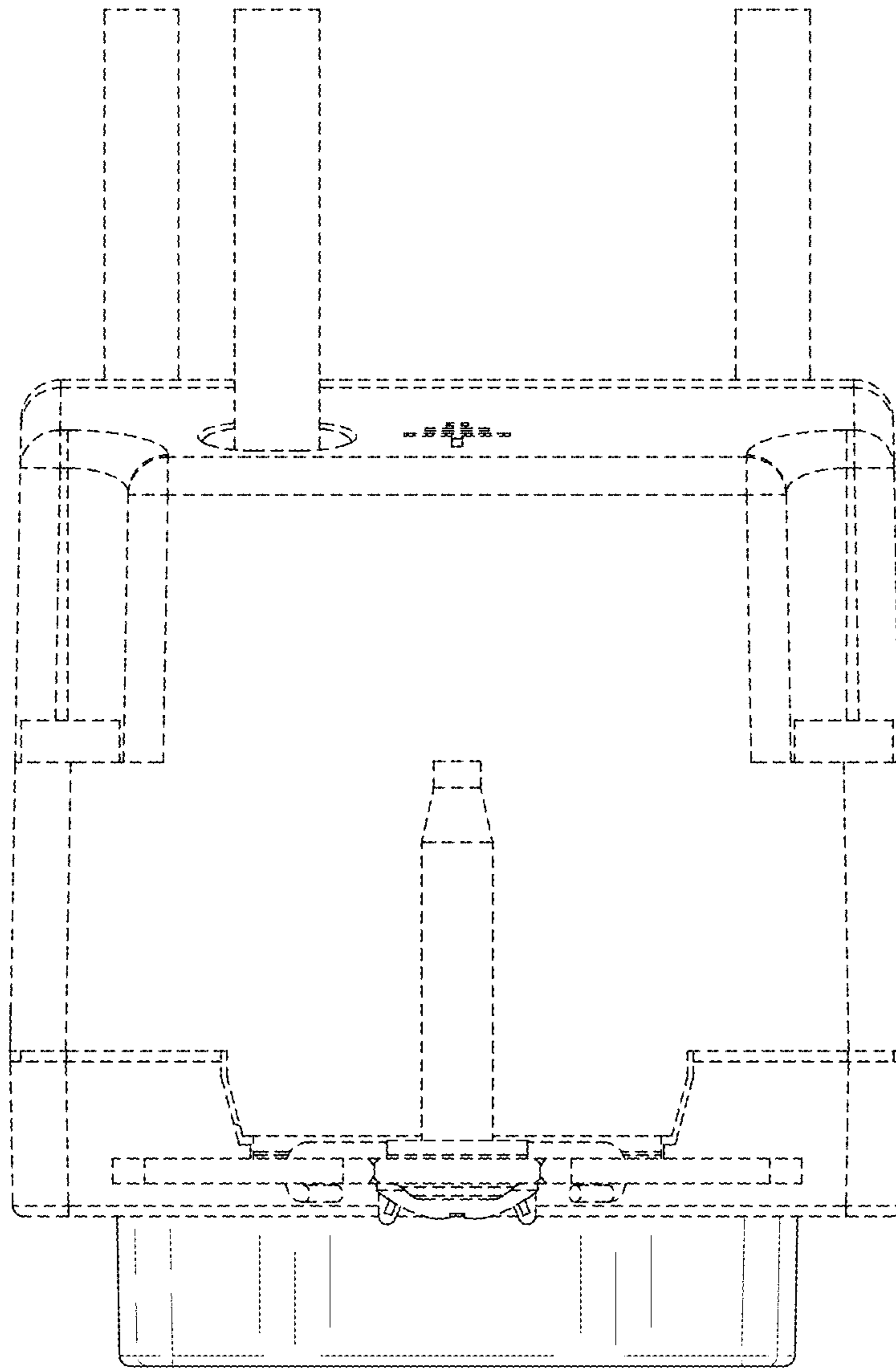


FIG. 7

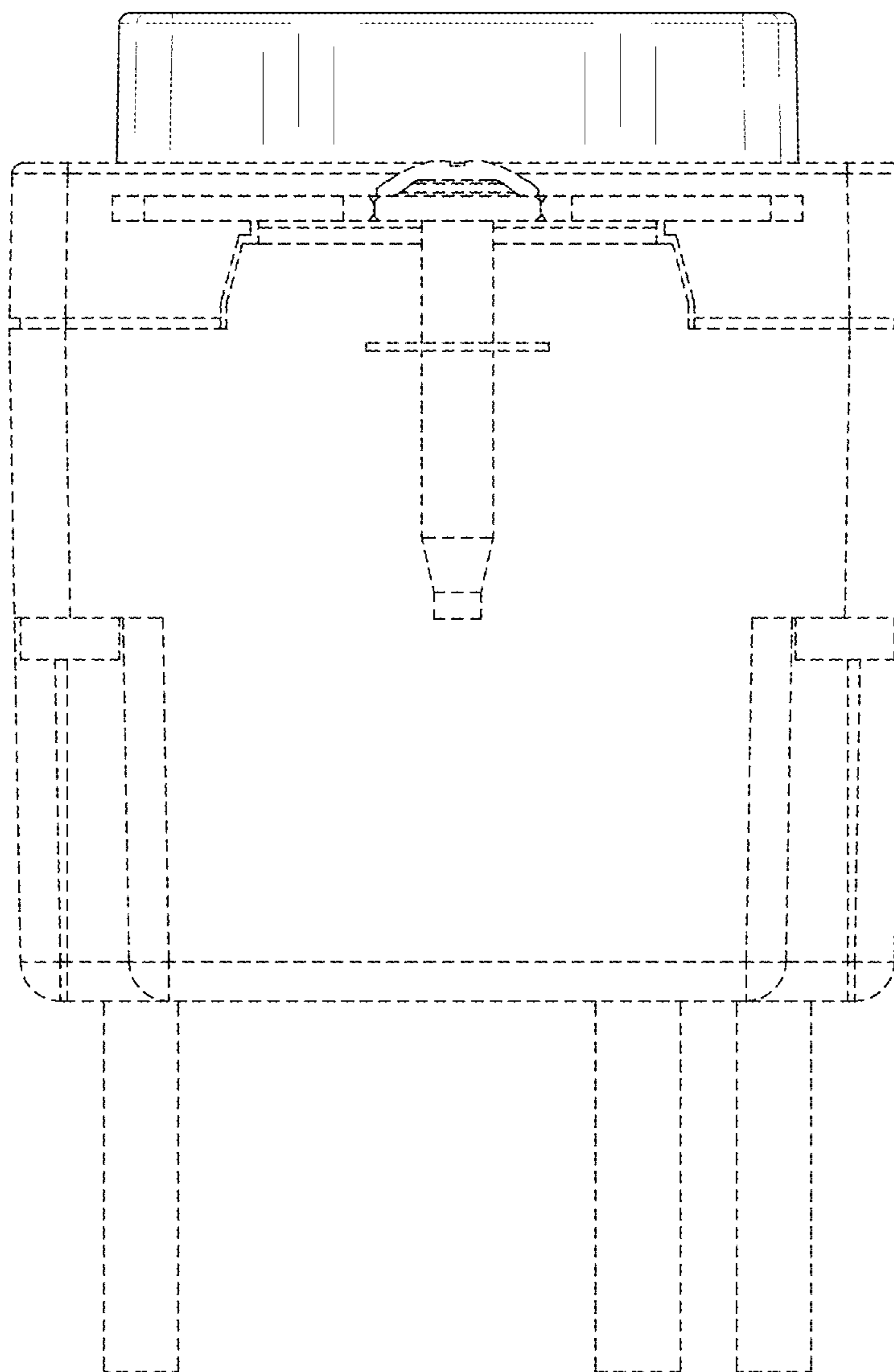


FIG. 8