



US00D913212S

(12) **United States Design Patent** (10) **Patent No.:** **US D913,212 S**  
**Ouyang** (45) **Date of Patent:** **\*\* Mar. 16, 2021**

(54) **BATTERY BOX**

(71) Applicant: **SHENZHEN IVPS TECHNOLOGY CO., LTD.**, Shenzhen (CN)

(72) Inventor: **Junwei Ouyang**, Shenzhen (CN)

(73) Assignee: **Shenzhen IVPS Technology Co. Ltd.**, Guangdong (CN)

(\*\*) Term: **15 Years**

(21) Appl. No.: **29/658,426**

(22) Filed: **Jul. 31, 2018**

(30) **Foreign Application Priority Data**

Apr. 23, 2018 (CN) ..... 201830168617.3

(51) **LOC (13) Cl.** ..... **13-02**

(52) **U.S. Cl.**  
USPC ..... **D13/103; D27/162**

(58) **Field of Classification Search**  
USPC ..... D27/101, 160, 161, 163, 167, 141, 154,  
D27/189, 194, 162; D13/102–110,  
D13/118–119, 184, 199; D14/456, 432  
CPC . A24F 7/00; Y02E 60/10; Y02E 60/12; Y02E  
60/122; Y02E 60/124; Y02E 60/50;  
H01M 2/02; H01M 2/022; H01M 2/0202;  
H01M 2/0207; H01M 2/0212; H01M  
2/1061; H01M 2/1022; H01M 2/1055;  
H01M 2/1066; H01M 2/105; H01M 2/20;  
H01M 2/202; H01M 2/204; H01M 2/206;  
H01M 10/44; H01M 10/46; H01M  
10/465; H01M 10/482; H01M 2200/30;  
H01M 2250/30; H01M 2250/40; H02J  
7/00; H02J 7/0003; H02J 7/0011; H02J  
7/0013; H02J 7/0054; H02J 7/0055; H02J  
7/0057; H02J 2007/0062

See application file for complete search history.

(56) **References Cited**

U.S. PATENT DOCUMENTS

D769,520 S *	10/2016	Hua	.....	D27/167
D788,363 S *	5/2017	Chen	.....	D27/163
D788,364 S *	5/2017	Chen	.....	D27/163
D792,642 S *	7/2017	Mendoza	.....	D27/101
D805,028 S *	12/2017	Liu	.....	D13/103
D805,470 S *	12/2017	Qiu	.....	D13/103
D806,311 S *	12/2017	Smith	.....	D27/162
D807,286 S *	1/2018	Qiu	.....	D13/103
D808,073 S *	1/2018	Leidel	.....	D27/162
D818,946 S *	5/2018	Liu	.....	D13/103
D819,880 S *	6/2018	Qiu	.....	D27/101
D821,639 S *	6/2018	Dai	.....	D27/162
D828,953 S *	9/2018	Chen	.....	D27/167
D829,982 S *	10/2018	Wang	.....	D27/167
D842,237 S *	3/2019	Qiu	.....	D13/103
D842,238 S *	3/2019	Qiu	.....	D13/103

(Continued)

*Primary Examiner* — Catherine S Posthauer  
*Assistant Examiner* — Alison M Ofstun  
(74) *Attorney, Agent, or Firm* — IP-PAL Patent US;  
Klaus Michael Schmid

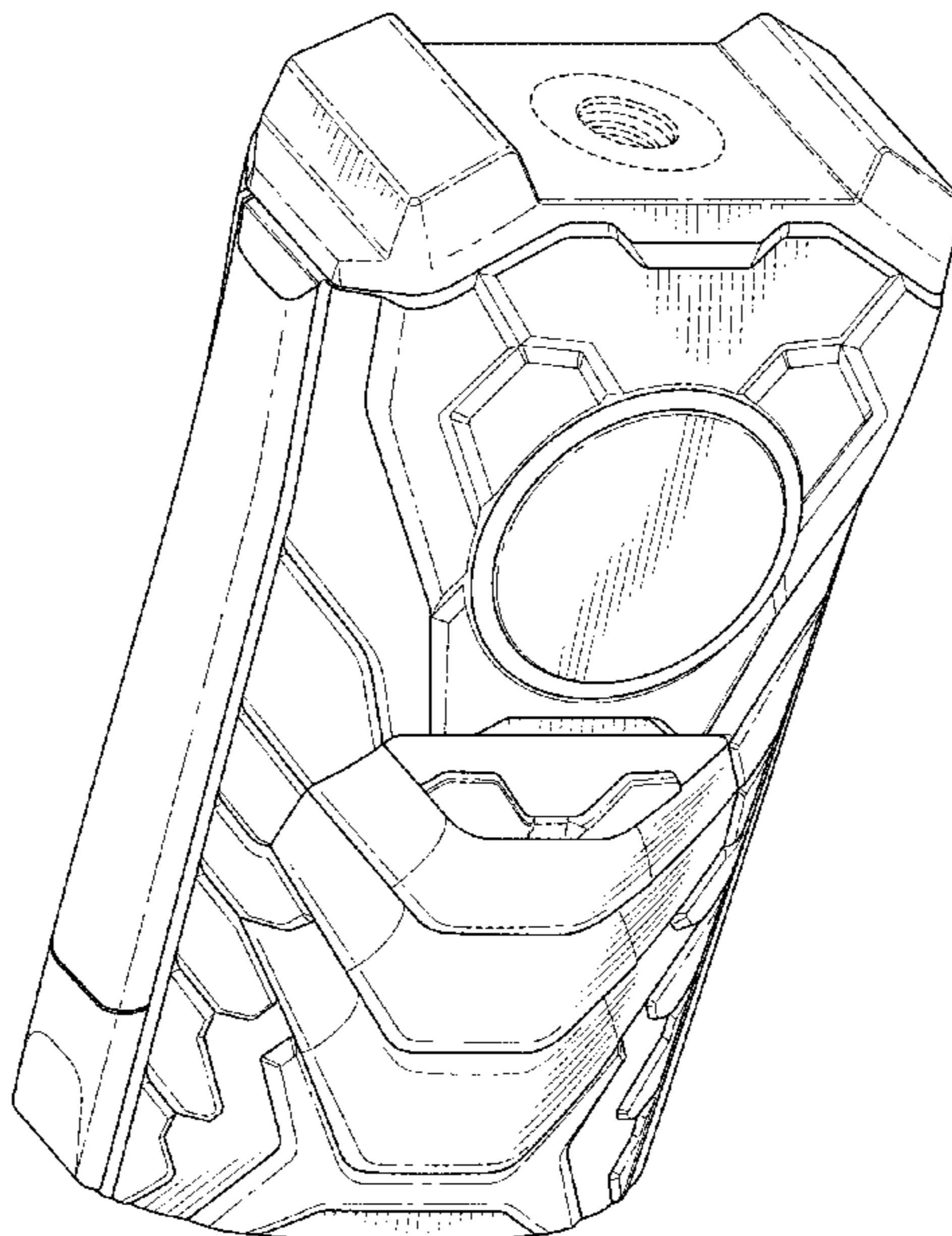
(57) **CLAIM**

The ornamental design for a battery box, as shown and described.

**DESCRIPTION**

FIG. 1 is a front perspective view of a battery box showing my new design;  
FIG. 2 is a rear view thereof;  
FIG. 3 is a front view thereof;  
FIG. 4 is a top view thereof;  
FIG. 5 is a bottom view thereof;  
FIG. 6 is a left side view thereof; and,  
FIG. 7 is a right side view thereof.  
The broken lines in the drawings are for the purpose of illustrating portions of the battery box that form no part of the claimed design.

**1 Claim, 7 Drawing Sheets**



(56)

**References Cited**

U.S. PATENT DOCUMENTS

D842,243 S \* 3/2019 Qiu ..... D13/108  
D861,594 S \* 10/2019 Lai ..... D13/103  
D869,086 S \* 12/2019 Pan ..... D27/162  
2018/0166238 A1\* 6/2018 Chen ..... H01M 2/1022  
2019/0133184 A1\* 5/2019 Chen ..... A24F 47/008  
2020/0008467 A1\* 1/2020 Ouyang ..... A24F 47/008

\* cited by examiner

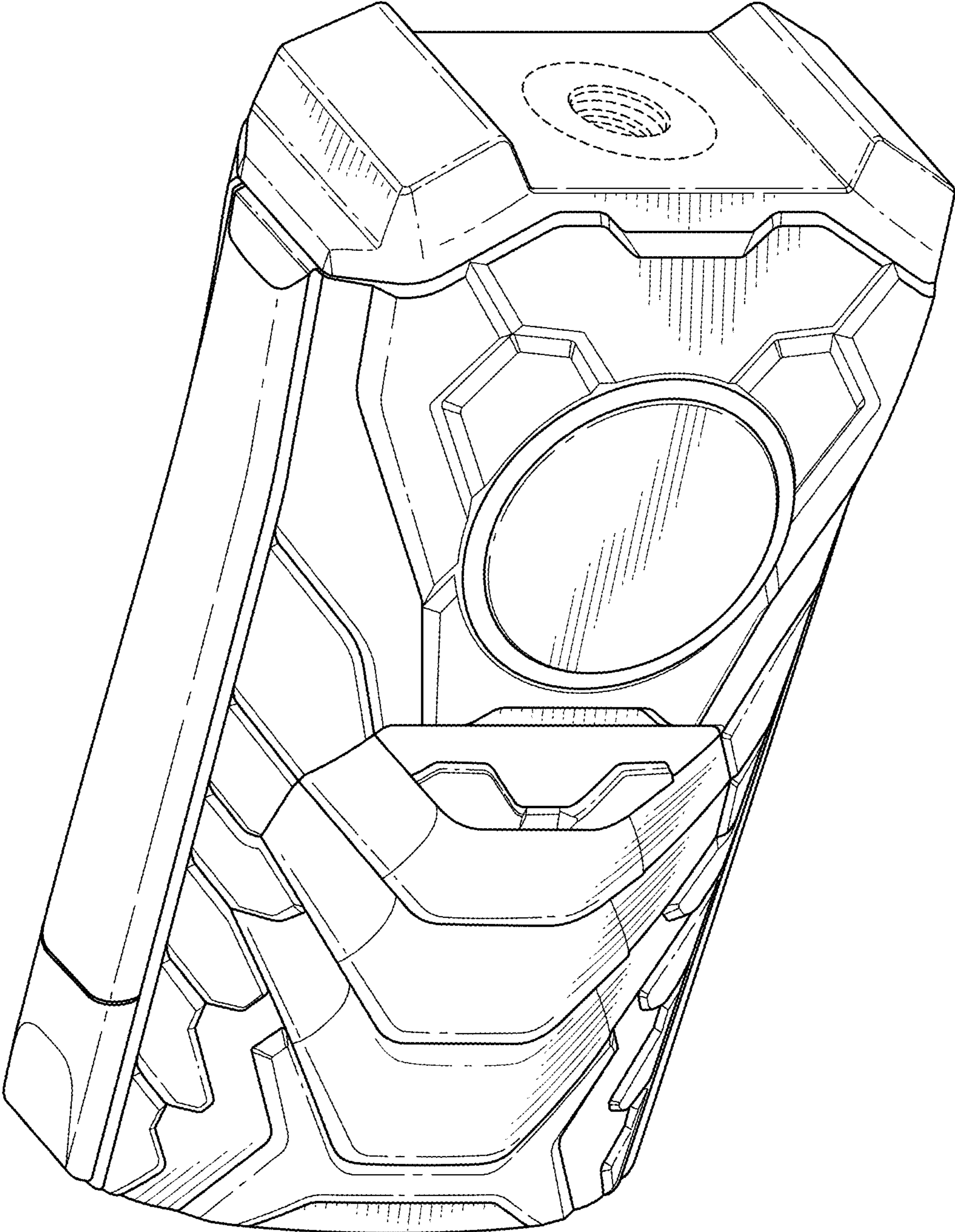


FIG. 1




FIG. 2

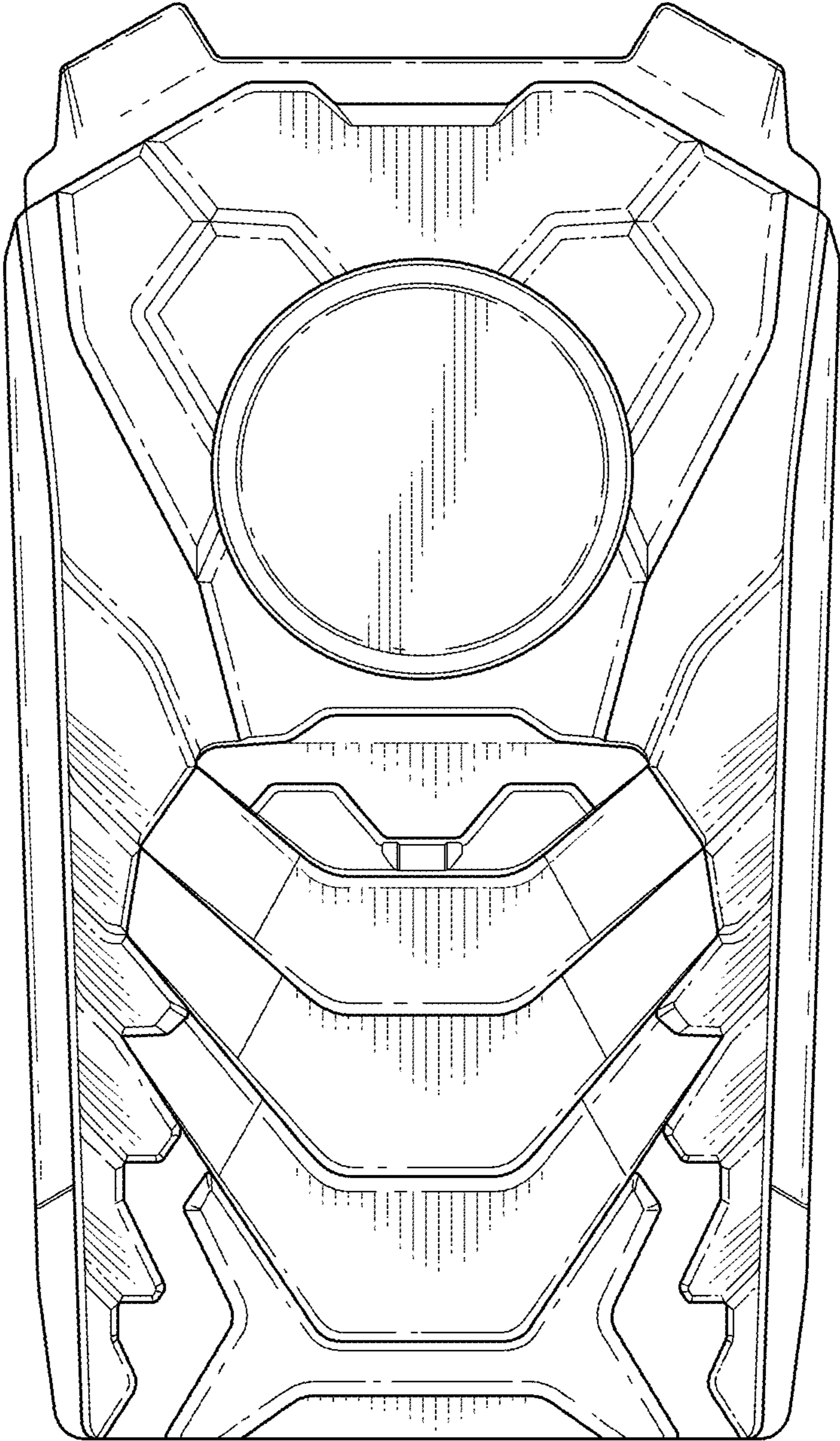


FIG. 3

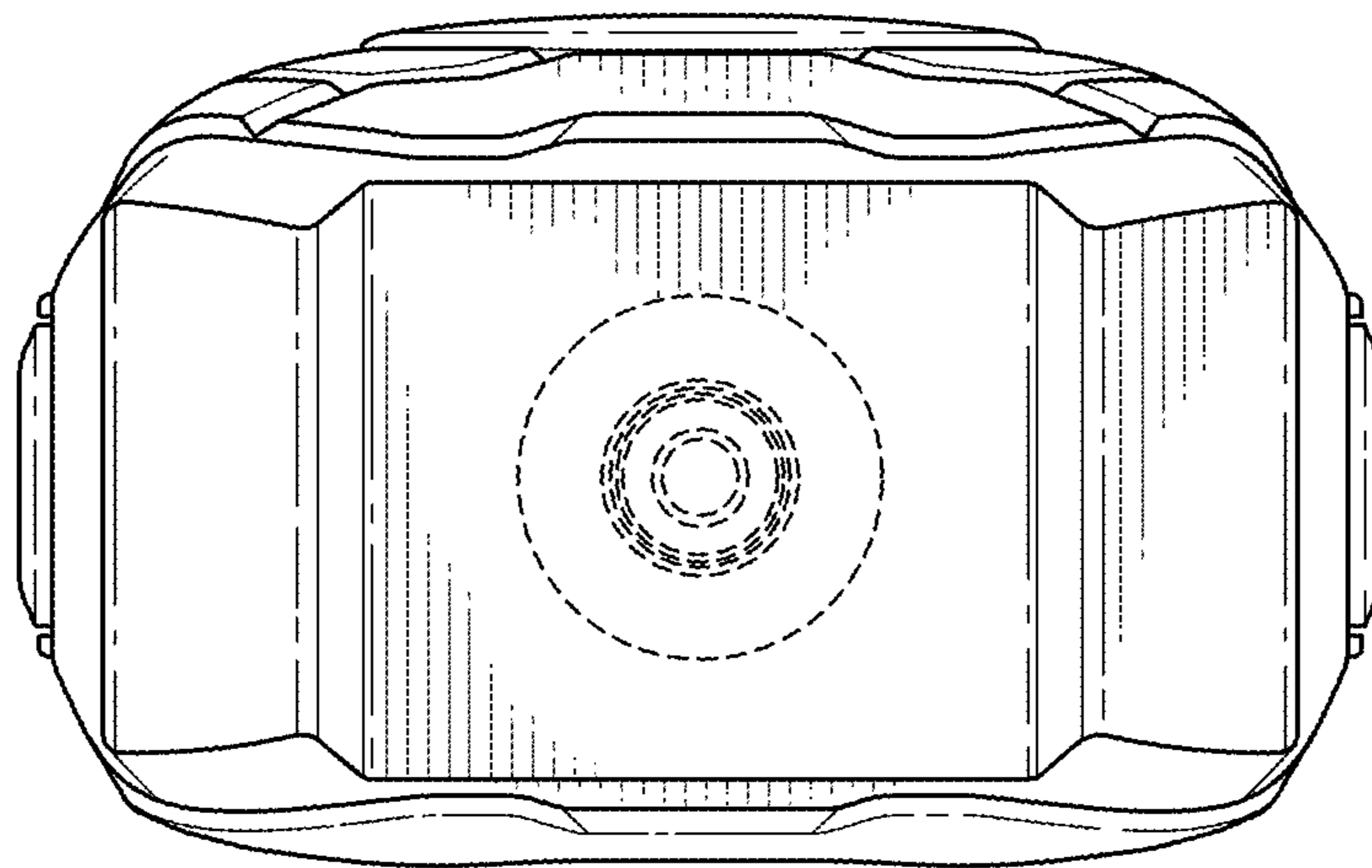


FIG. 4

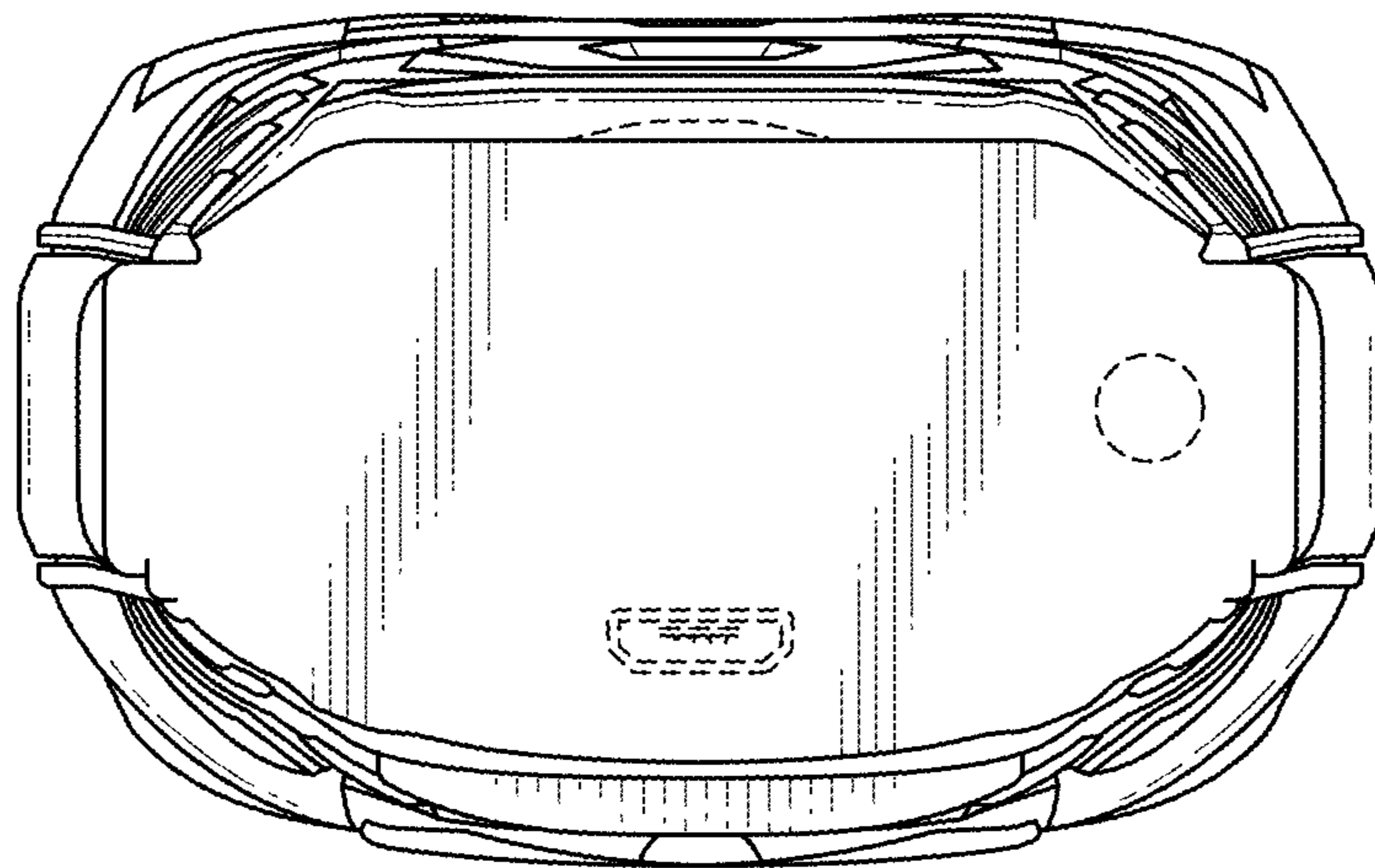


FIG. 5

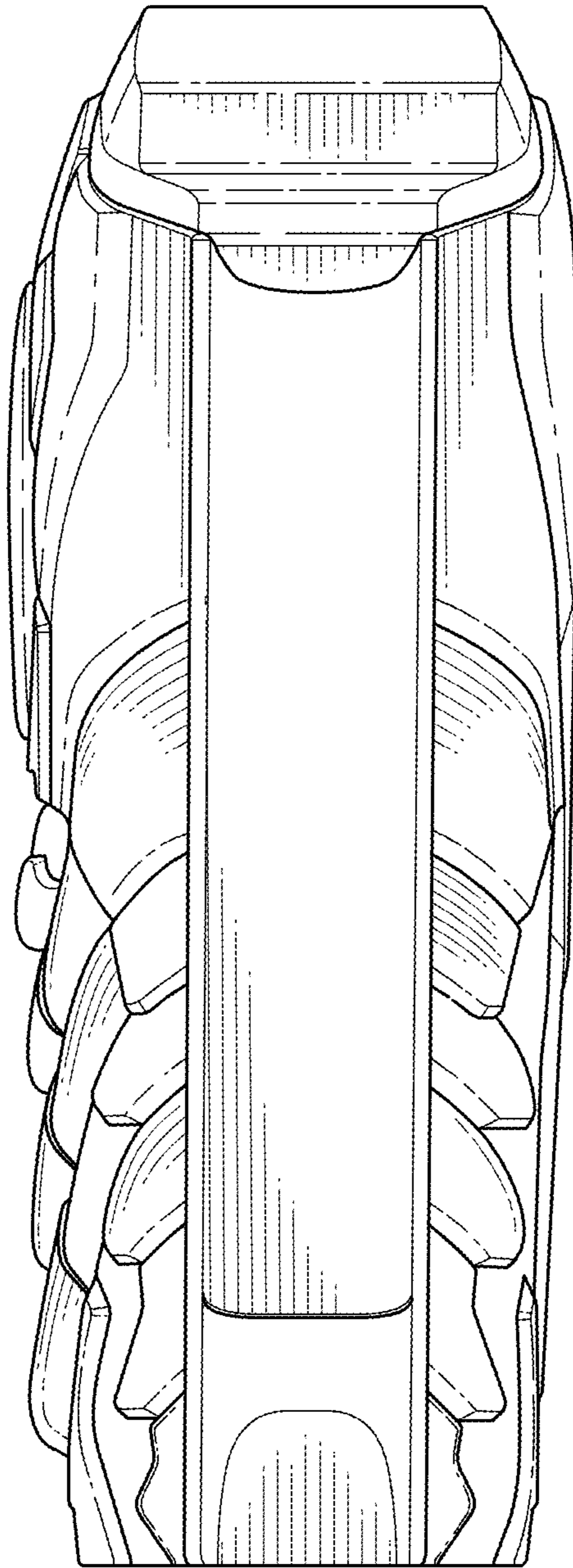


FIG. 6



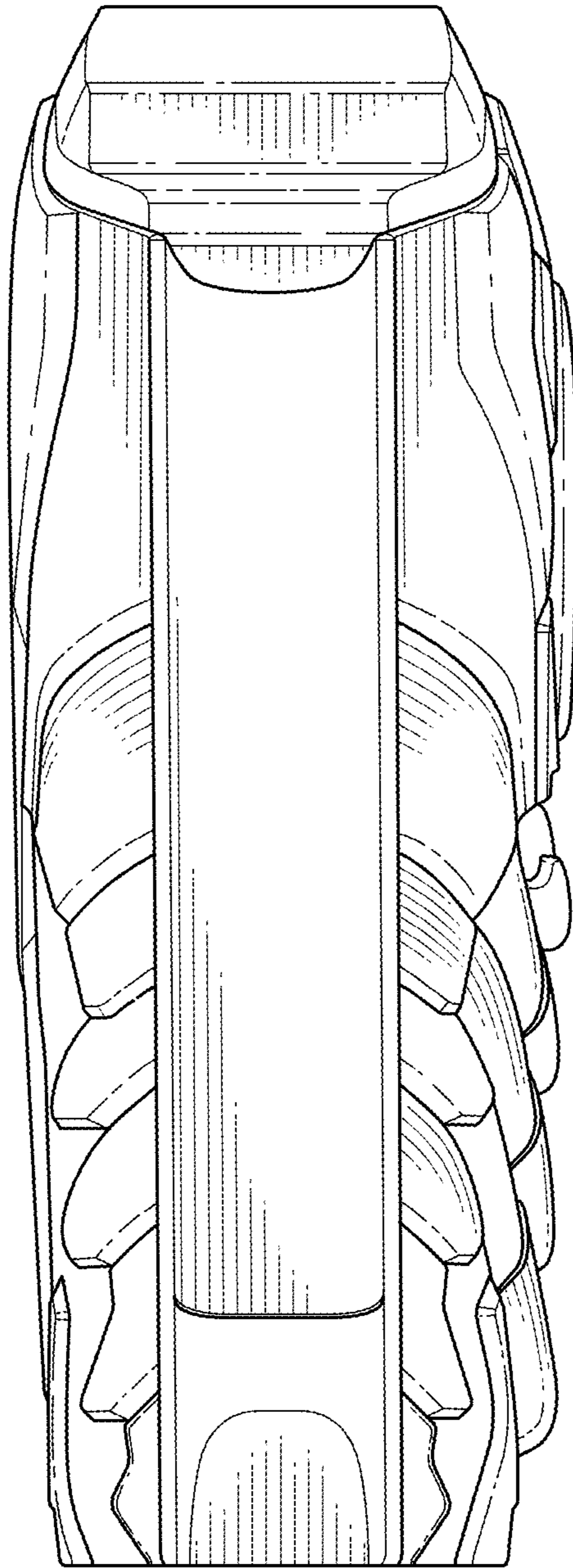


FIG. 7