

US00D913207S

(12) **United States Design Patent** (10) **Patent No.:** **US D913,207 S**
Jacobs et al. (45) **Date of Patent:** **** Mar. 16, 2021**

(54) **TIRE TREAD**

FOREIGN PATENT DOCUMENTS

(71) Applicant: **COOPER TIRE & RUBBER COMPANY**, Findlay, OH (US)

CN 201130209141 11/2011
CN 201130148860 12/2011

(Continued)

(72) Inventors: **Jeremy J. Jacobs**, Findlay, OH (US);
Todd Schimmoller, Jr., Ottawa, OH (US)

Primary Examiner — John A Voytek
(74) *Attorney, Agent, or Firm* — Fay Sharpe LLP

(73) Assignee: **COOPER TIRE & RUBBER COMPANY**, Findlay, OH (US)

(57) **CLAIM**

The ornamental design for a tire tread, as shown and described.

(**) Term: **15 Years**

DESCRIPTION

(21) Appl. No.: **29/674,546**

(22) Filed: **Dec. 21, 2018**

(51) **LOC (13) Cl.** **12-15**

(52) **U.S. Cl.**
USPC **D12/590**

(58) **Field of Classification Search**
USPC D12/568, 574-604
CPC Y10T 152/10027; B60C 1/0016; B60C 11/0306; B60C 11/0302; B60C 3/06; B60C 9/17

See application file for complete search history.

(56) **References Cited**

U.S. PATENT DOCUMENTS

D299,331 S 1/1989 Wallet
D304,556 S 11/1989 Tsuda et al.
D317,427 S 6/1991 Enoki et al.
D317,737 S 6/1991 Enoki et al.
D318,035 S 7/1991 Enoki et al.
D333,285 S 2/1993 Hinrichsen et al.
D348,238 S 6/1994 Ebbott
D352,487 S 11/1994 Paulin et al.
D388,030 S 12/1997 Schuster
D390,170 S 2/1998 Stone et al.
D402,236 S 12/1998 Harris et al.
D402,238 S 12/1998 Young et al.

(Continued)

FIG. 1 is a perspective view of a tire including a first embodiment of a tire tread of the present application taken generally from the front and a first side of the tire;

FIG. 2 is a front view of the embodiment of FIG. 1, and any top, bottom, or rear view thereof would be the same as the front view;

FIG. 3 is a side view of the first side of the embodiment of FIG. 1, second side view being the same as the first side view;


FIG. 4 is an enlarged, partial perspective view of the embodiment of FIG. 1 taken generally from the front and first side of the tire;

FIG. 5 is an enlarged, partial front view of the embodiment of FIG. 1; and,

FIG. 6 is an enlarged, partial side view of the first side of the embodiment of FIG. 1.

The broken lines depict subject matter that form no part of the various embodiments of the claimed tire tread designs, and are included for the purpose of illustrating the full tire, and the annular region between the broken lines defining the inner beads and the shoulder where the outer edges of the tire joins the sidewall forms no part of the claim. Likewise, the tire interior forms no part of the claim. The tread pattern is understood to repeat throughout the circumference of the tire.

1 Claim, 6 Drawing Sheets



(56)

References Cited

U.S. PATENT DOCUMENTS

D413,556 S * 9/1999 Krupa D12/591
 D415,721 S 10/1999 Zurita
 6,196,288 B1 3/2001 Radulescu et al.
 6,488,064 B1 12/2002 Radulescu
 D483,320 S 12/2003 Janajreh et al.
 D484,456 S 12/2003 Irimiya
 D500,287 S 12/2004 Gojo
 D605,108 S * 12/2009 Brown D12/588
 D606,011 S 12/2009 Ohara
 D608,725 S 1/2010 Ohara
 D623,122 S 9/2010 Fleuriau
 7,980,280 B2 7/2011 Ohara
 8,006,730 B2 8/2011 Ohara
 8,215,350 B2 7/2012 Roder et al.
 D669,842 S * 10/2012 Buchinger-Barnstorf ... D12/590
 D673,897 S 1/2013 Krier
 D675,979 S 2/2013 Ohara
 8,794,279 B2 8/2014 Andou
 8,800,619 B2 8/2014 Yamaguchi et al.
 D730,273 S 5/2015 Schimmoeller

D743,327 S 11/2015 Schimmoeller
 D746,765 S 1/2016 Hutz et al.
 D755,713 S * 5/2016 Wang D12/588
 D759,581 S 6/2016 Wang et al.
 D762,562 S 8/2016 Bonifas
 D783,516 S * 4/2017 Wang D12/588
 D807,282 S 1/2018 Baranger et al.
 D829,161 S * 9/2018 Kristen D12/591
 D843,313 S * 3/2019 Cai D12/590
 D856,270 S * 8/2019 Chu D12/588
 2008/0099115 A1 * 5/2008 Ohara B60C 11/042
 152/209.19
 2008/0128063 A1 6/2008 Ohara

FOREIGN PATENT DOCUMENTS

CN 201330032680 6/2013
 CN 201430448503 4/2014
 CN 201630099676 10/2016
 EM RCD 4/2013
 002177246-0001

* cited by examiner

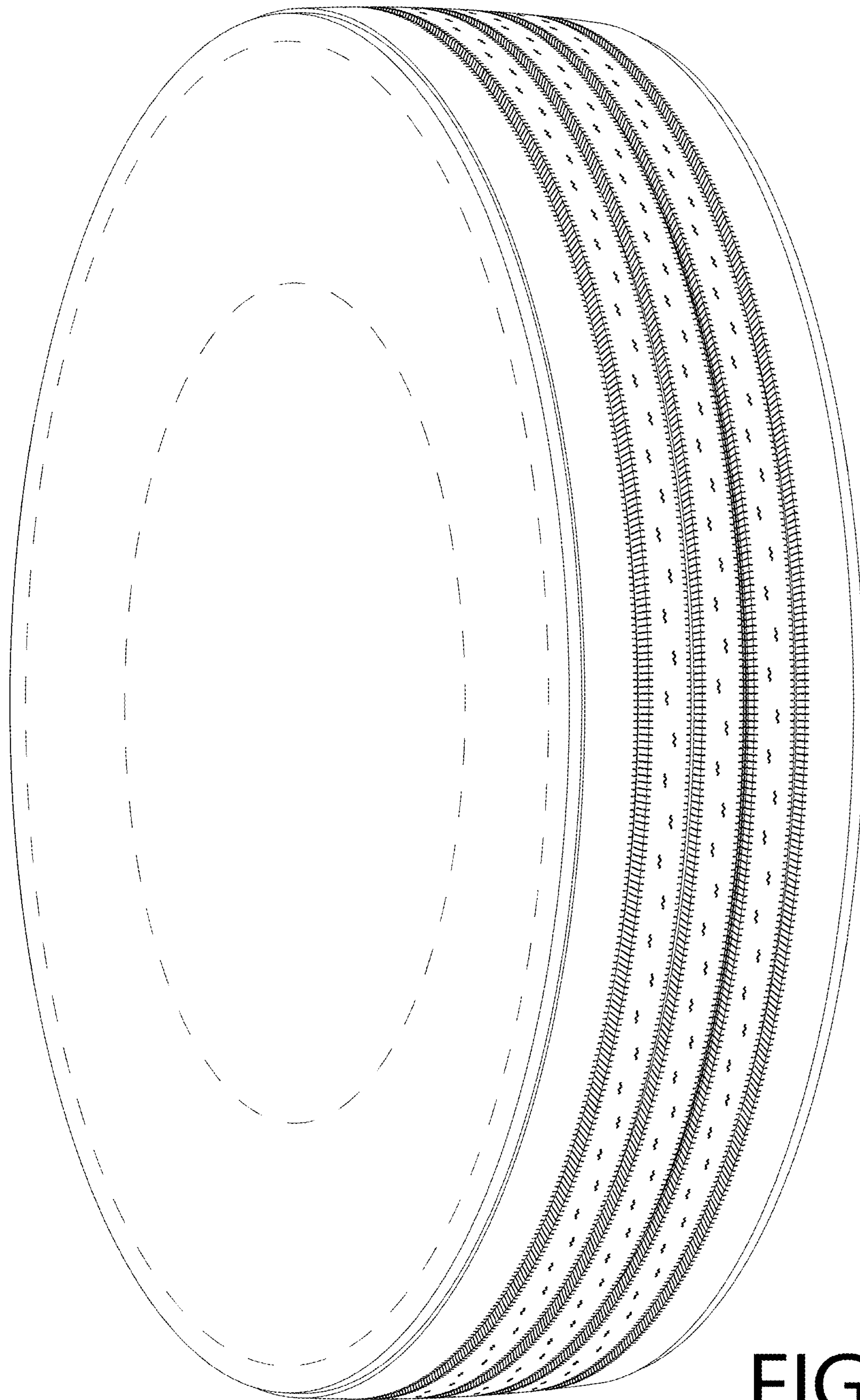


FIG. 1

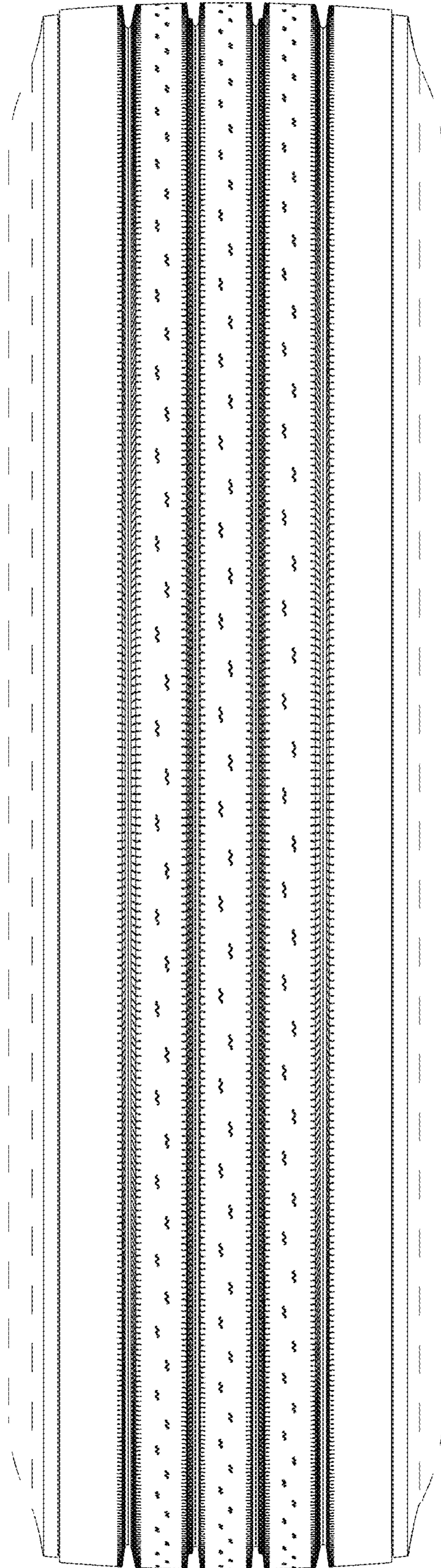


FIG. 2

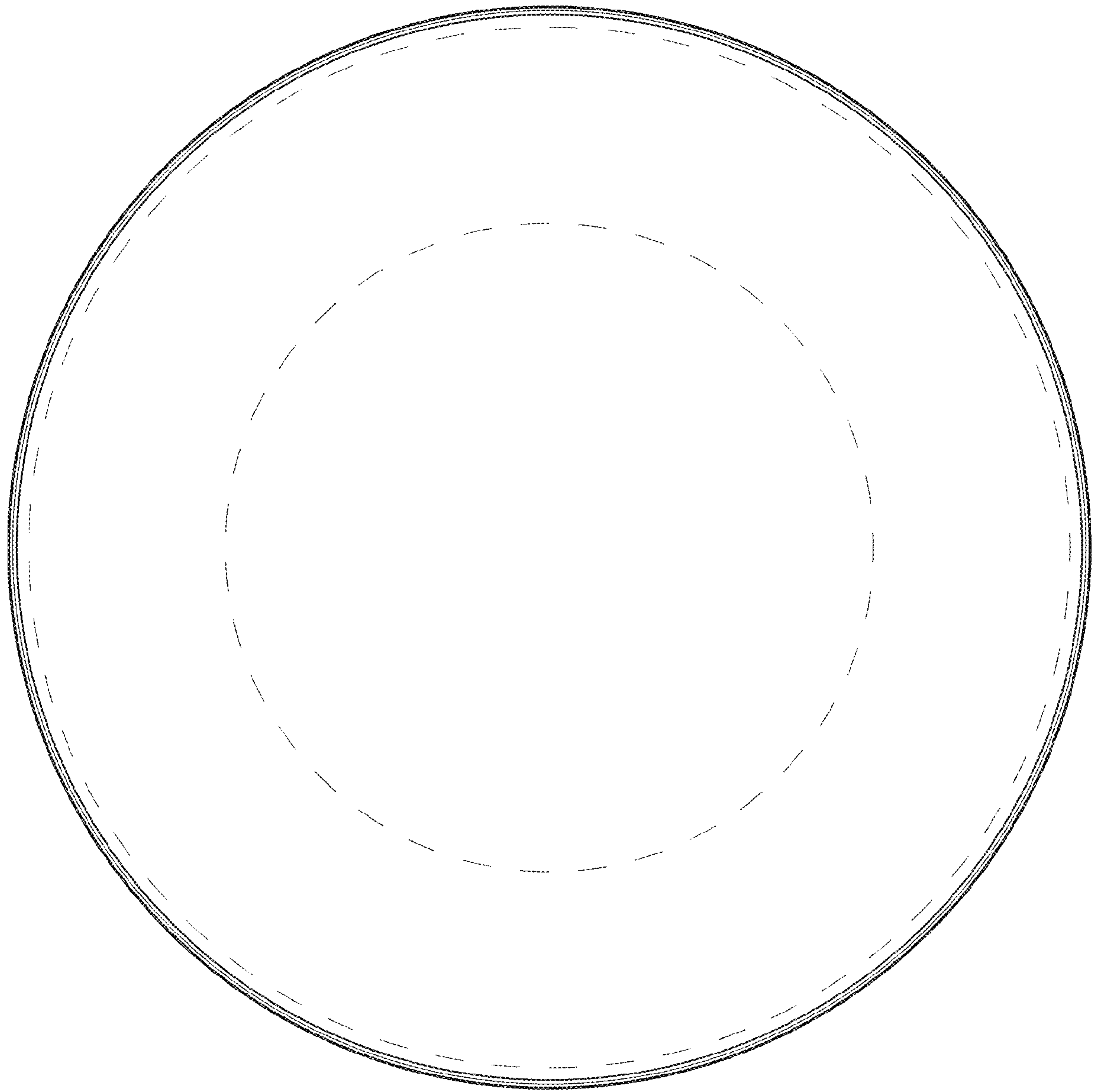


FIG. 3




FIG. 4

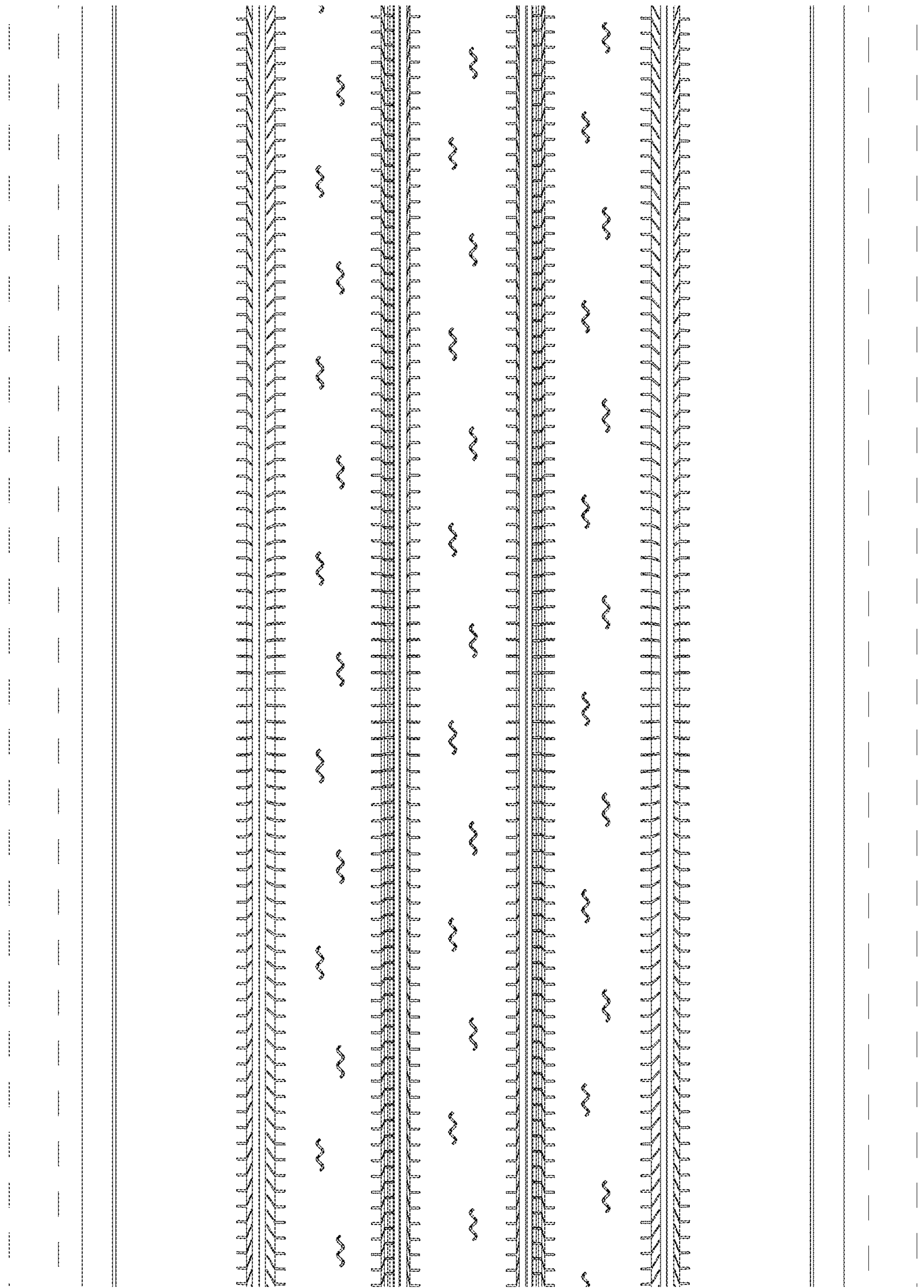


FIG. 5




FIG. 6